





QUARTERLY PHYSICAL REPORT OF EVALUATION
March 31, 2022

Department : **DEPARTMENT OF JUSTICE**
 Agency : **PRESIDENTIAL COMMISSION ON GOOD GOVERNMENT**
 Operating Unit
 Organizational Unit
 Organizational Code (UACS)

X	Current Year Appropriations
	Supplemental Appropriations
	Continuing Appropriations
	Off-Budget Account

Particulars	UACS CODE	PHYSICAL TARGETS					PHYSICAL ACCOMPLISHMENTS					Variance	Remarks
		1st Qtr	2nd Qtr	3rd Qtr	4th Qtr	Total	1st Qtr	2nd Qtr	3rd Qtr	4th Qtr	Total		
1	2	3	4	5	6	7=(3+4+5+6)	8	9	10	11	12=(8+9+10+11)	13=(12-7)	14
1. Percentage of remittance over recovered assets		100%				100%					100%		
Output Indicators													
Indicator 1: Amount of remittance to the Bureau of the Treasury; income generated from surrendered / sequestered assets including rental and interest income from recovered assets under escrow with the BTr.		59,898	180,576	180,576	180,576	601,626	588,726				588,726	12,900	
Indicator 2: Percentage of cases requested by the Office of the Solicitor General (OSG) that are investigated within the prescribed timeframe		90%	90%	90%	90%	90%	100%				100%		

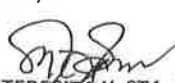



Prepared by:  DONETTE MAX P. ORDOYO Officer-In-Charge Collection Division	Recommended by:  STEPHEN P. TANCHULING OIC-Director Finance and Administration Dept.	Approved by:  RHODERICK M. PARAYNO Commissioner-In-Charge Finance and Administration Dept.
Approved by:  JOHN A. AGBAYANI Chairperson		

QUARTERLY PHYSICAL REPORT OF EVALUATION
As of JUNE 30, 2022 (AMENDED)

Department : DEPARTMENT OF JUSTICE
 Agency : PRESIDENTIAL COMMISSION ON GOOD GOVERNMENT
 Organizational Unit :
 Organizational Code (UACS) :

X	Current Year Appropriations
	Supplemental Appropriations
	Continuing Appropriations
	Off-Budget Account

Particulars	UACS CODE	PHYSICAL TARGETS					PHYSICAL ACCOMPLISHMENTS					Variance	Remarks
		1st Qtr	2nd Qtr	3rd Qtr	4th Qtr	Total	1st Qtr	2nd Qtr	3rd Qtr	4th Qtr	Total		
1	2	3	4	5	6	7=(3+4+5+6)	8	9	10	11	12=(8+9+10+11)	13=(12-7)	14
Outcome Indicator 1. Percentage of remittance over recovered assets		100%				100%	100%						
Output Indicators Indicator 1: Amount of remittance to the Bureau of the Treasury; income generated from surrendered / sequestered assets including rental and interest income from recovered assets under escrow with the BTr.		61,245	151,515	194,339	194,528	601,626	589,515	16,264			605,779	4,153	
Indicator 2: Percentage of cases requested by the Office of the Solicitor General (OSG) that are investigated within the prescribed timeframe		90%	90%	90%	90%	90%	100%	100%					

Prepared by:	Recommended by:	Approved by:
 MARIA TERESITA Y. STA. MARIA Office-in-Charge Collection Division	 STEPHEN P. TANCHULING O/C-Director Finance & Administration Dept.	 RHODERICK M. PARAYNO Commissioner-in-Charge Finance & Administration Dept.
		 JOHN A. AGBAYANI Chairperson

DEPARTMENT OF BUDGET AND MANAGEMENT
AS. CENTRAL RECORDS DIV

RECEIVED

OCT 04 2022





BY: _____
REF. NO. _____

**QUARTERLY PHYSICAL REPORT OF EVALUATION
As of SEPTEMBER 30, 2022**

Department : **DEPARTMENT OF JUSTICE**
 Agency : **PRESIDENTIAL COMMISSION ON GOOD GOVERNMENT**
 Organizational Unit :
 Organizational Code (UACS) :

X	Current Year Appropriations
	Supplemental Appropriations
	Continuing Appropriations
	Off-Budget Account

Particulars	UACS CODE	PHYSICAL TARGETS					PHYSICAL ACCOMPLISHMENTS					Variance	Remarks
		1st Qtr	2nd Qtr	3rd Qtr	4th Qtr	Total	1st Qtr	2nd Qtr	3rd Qtr	4th Qtr	Total		
1	2	3	4	5	6	7=(3+4+5+6)	8	9	10	11	12=(8+9+10+11)	13=(12-7)	14
Outcome Indicator 1. Percentage of remittance over recovered assets		100%				100%	100%						
Output Indicators Indicator 1: Amount of remittance to the Bureau of the Treasury (BTr); income generated from surrendered/sequestered assets including rental and interest income from recovered assets under escrow with the BTr.		61,245	151,515	194,339	194,528	601,626	589,515	16,264	540,771		1,146,550	544,924	
Indicator 2: Percentage of cases requested by the Office of the Solicitor General (OSG) that are investigated within the prescribed timeframe		90%	90%	90%	90%	90%	100%	100%	100%				





Prepared by:	Recommended by:	Approved by:	
 MARIA TERESITA Y. STA. MARIA Officer-in-Charge Collection Division	 STEPHEN P. TANCHULING OIC-Director Finance & Administration Dept.	 RHODERICK M. PARAYNO Commissioner-in-Charge Finance & Administration Dept.	 JOHN A. AGBAYANI Chairperson

QUARTERLY PHYSICAL REPORT OF EVALUATION
As of **DECEMBER 31, 2022**

Department : **DEPARTMENT OF JUSTICE**
 Agency : **PRESIDENTIAL COMMISSION ON GOOD GOVERNMENT**
 Organizational Unit :
 Organizational Code (UACS) :

X	Current Year Appropriations
	Supplemental Appropriations
	Continuing Appropriations
	Off-Budget Account

Particulars	UACS CODE	PHYSICAL TARGETS					PHYSICAL ACCOMPLISHMENTS					Variance	Remarks
		1st Qtr	2nd Qtr	3rd Qtr	4th Qtr	Total	1st Qtr	2nd Qtr	3rd Qtr	4th Qtr	Total		
1	2	3	4	5	6	7=(3+4+5+6)	8	9	10	11	12=(8+9+10+11)	13=(12-7)	14
Outcome Indicator 1. Percentage of remittance over recovered assets		100%				100%	100%						
Output Indicators Indicator 1: Amount of remittance to the Bureau of the Treasury (BTr); income generated from surrendered/ sequestered assets including rental and interest income from recovered assets under escrow with the BTr.		61,245	151,515	194,339	194,528	601,626	589,515	16,264	540,771	1,194,132	2,340,682	1,739,056	
Indicator 2: Percentage of cases requested by the Office of the Solicitor General (OSG) that are investigated within the prescribed timeframe		90%	90%	90%	90%	90%	100%	100%	100%	100%			

Prepared by:  MARIA TERESITA Y. STA. MARIA Officer-in-Charge Collection Division	Recommended by:  STEPHEN P. TANCHULING OIC-Director Finance & Administration Dept.	Recommended by:  RHODERICK M. PARAYNO Commissioner-in-Charge Finance & Administration Dept.	Approved by:  JOHN A. AGBAYANI Chairperson
--	--	---	---