

**STATUS OF ALLOTMENTS, OBLIGATIONS, AND BALANCES**  
**As of JANUARY 31, 2022**

Depart: **Department of Justice**Agency: **Presidential Commission on Good Government**Fund: **101**

| P/A/P / ALLOTMENT CLASS / OBJECTIVE OF EXPENDITURE<br>( 1 ) | Allotment Received<br>( 2 ) | Obligations Incurred |              | Unobligated Balance of<br>(5)=(2)-(4) | Remarks<br>( 6 ) |
|---|-----------------------------|----------------------|--------------|---------------------------------------|------------------|
|   |                             | This Report          | To Date      |                                       |                  |
|   |                             | ( 3 )                | ( 4 )        |                                       |                  |
| CURRENT YEAR BUDGET   |                             |                      |              |                                       |                  |
| Personal Services   |                             |                      |              |                                       |                  |
| Salaries (Itemized Positions)                               | 57,219,000.00               | 4,819,163.00         | 4,819,163.00 | 52,399,837.00                         |                  |
| Salaries & Wages (Casual & Contractual)                     | 27,100,000.00               | 1,846,902.41         | 1,846,902.41 | 25,253,097.59                         |                  |
| PERA  | 1,944,000.00                | 176,000.00           | 176,000.00   | 1,768,000.00                          |                  |
| Representation Allowance                                    | 1,476,000.00                | 117,000.00           | 117,000.00   | 1,359,000.00                          |                  |
| Transportation Allowance                                    | 1,476,000.00                | 78,000.00            | 78,000.00    | 1,398,000.00                          |                  |
| Mid Year Bonus  | 4,768,000.00                |                      |              | 4,768,000.00                          |                  |
| Year End Bonus  | 4,768,000.00                |                      |              | 4,768,000.00                          |                  |
| Cash Gift   | 405,000.00                  |                      |              | 405,000.00                            |                  |
| Clothing  | 486,000.00                  |                      |              | 486,000.00                            |                  |
| Productivity Enhancement Incentive                          | 405,000.00                  |                      |              | 405,000.00                            |                  |
| Honorarium  | 600,000.00                  |                      |              | 600,000.00                            |                  |
| Terminal Leave  | 482,000.00                  |                      |              | 482,000.00                            |                  |
| Other Personnel Benefits-Step Increment                     | 143,000.00                  |                      |              | 143,000.00                            |                  |
| Other Personnel Benefits-Loyalty                            | 30,000.00                   |                      |              | 30,000.00                             |                  |
| RLIP  | 6,866,000.00                | 529,318.38           | 529,318.38   | 6,336,681.62                          |                  |
| Pag-ibig  | 98,000.00                   |                      |              | 98,000.00                             |                  |
| Philhealth  | 775,000.00                  | 53,697.19            | 53,697.19    | 721,302.81                            |                  |
| ECIP  | 98,000.00                   | 8,400.00             | 8,400.00     | 89,600.00                             |                  |
| Sub-total   | 109,139,000.00              | 7,628,480.98         | 7,628,480.98 | 101,510,519.02                        |                  |
| Maintenance and Other Operating Expenses                    |                             |                      |              |                                       |                  |
| Travelling Expenses-Local                                   | 902,000.00                  | 40,469.00            | 40,469.00    | 861,531.00                            |                  |
| Travelling Expenses-Foreign                                 | 1,247,000.00                | -                    |              | 1,247,000.00                          |                  |
| Communication Exp-Postage & Deliveries                      | 111,000.00                  | 2,774.00             | 2,774.00     | 108,226.00                            |                  |
| Communication Exp-Telephone Landline                        | 1,689,000.00                | 4,077.08             | 4,077.08     | 1,684,922.92                          |                  |
| Communication Exp-Telephone Mobile                          | 1,689,000.00                | 6,064.00             | 6,064.00     | 1,682,936.00                          |                  |
| Communication Exp-Cable, Satellite, etc.                    | 57,000.00                   | 1,069.78             | 1,069.78     | 55,930.22                             |                  |
| Communication Exp-Internet Subscription                     | 282,000.00                  | 4,499.00             | 4,499.00     | 277,501.00                            |                  |
| Repairs & Maint.-Buildings & Structures                     | 2,590,000.00                | 1,505.00             | 1,505.00     | 2,588,495.00                          |                  |
| Repairs & Maint.-Office Equipment                           | 441,000.00                  |                      |              | 441,000.00                            |                  |
| Repairs & Maint.-Motor Vehicles                             | 929,000.00                  | 11,200.00            | 11,200.00    | 917,800.00                            |                  |
| Office Supplies & Materials                                 | 2,691,000.00                | 12,299.26            | 12,299.26    | 2,678,700.74                          |                  |
| Fuel, Oil and Lubricants Expenses                           | 2,588,000.00                |                      |              | 2,588,000.00                          |                  |
| ICT Office Equipment  | 89,000.00                   |                      |              | 89,000.00                             |                  |
| Semi-Expendable-ICT Equipment                               | 30,000.00                   |                      |              | 30,000.00                             |                  |
| Semi-Expeandable-Printing/Office Equipmer                   | 253,000.00                  |                      |              | 253,000.00                            |                  |
| Utility Expenses-Water                                      | 949,000.00                  |                      |              | 949,000.00                            |                  |
| Utility Expenses-Electricity                                | 3,995,000.00                |                      |              | 3,995,000.00                          |                  |
| Training & Scholarship                                      | 1,461,000.00                | 17,100.00            | 17,100.00    | 1,443,900.00                          |                  |
| Extraordinary & Miscellaneous Expenses                      | 1,990,000.00                | 107,700.00           | 107,700.00   | 1,882,300.00                          |                  |
| Taxes, Duties and Fees                                      | 50,000.00                   | 7,462.18             | 7,462.18     | 42,537.82                             |                  |
| Fidelity Bond Premiums                                      | 250,000.00                  |                      |              | 250,000.00                            |                  |
| Insurance Expenses  | 400,000.00                  | 11,321.76            | 11,321.76    | 388,678.24                            |                  |
| Rent/Lease Expenses   | 950,000.00                  | 42,024.34            | 42,024.34    | 907,975.66                            |                  |
| Legal Services  | 4,828,000.00                | 616.00               | 616.00       | 4,827,384.00                          |                  |
| Other Professional Services                                 | 10,922,000.00               | 322,857.00           | 322,857.00   | 10,599,143.00                         |                  |
| General Services-Security                                   | 4,390,000.00                | 172,976.18           | 172,976.18   | 4,217,023.82                          |                  |
| General Services-Janitorial                                 | 4,260,000.00                |                      |              | 4,260,000.00                          |                  |
| Advertising Expenses  | 272,000.00                  |                      |              | 272,000.00                            |                  |
| Printing & Publication Expenses                             | 58,000.00                   |                      |              | 58,000.00                             |                  |
| Representation Expenses                                     | 788,000.00                  | 130,682.68           | 130,682.68   | 657,317.32                            |                  |
| Transportation Services                                     | 58,000.00                   |                      |              | 58,000.00                             |                  |
| Subscription Expenses                                       | 248,000.00                  | 16,020.00            | 16,020.00    | 231,980.00                            |                  |
| ICT Software Subscription Expenses                          | 415,000.00                  |                      |              | 415,000.00                            |                  |
| Other MOOE  | 440,000.00                  | 28,240.00            | 28,240.00    | 411,760.00                            |                  |
| Sub-total   | 52,312,000.00               | 940,957.26           | 940,957.26   | 51,371,042.74                         |                  |
| Capital Outlay  |                             |                      |              |                                       |                  |
| ICT Software  | 162,000.00                  |                      |              | 162,000.00                            |                  |
| ICT Equipment   | 910,000.00                  | 500,000.00           | 500,000.00   | 410,000.00                            |                  |
| Motor Vehicles  | 4,350,000.00                |                      |              | 4,350,000.00                          |                  |
| Sub-total   | 5,422,000.00                | 500,000.00           | 500,000.00   | 4,922,000.00                          |                  |
| GRAND TOTAL   | 166,873,000.00              | 9,069,438.24         | 9,069,438.24 | 157,803,561.76                        |                  |

Prepared by:

Recommending Approval:

Approved by:

RAQUEL S. BUÑAG

STEPHEN P. TANCHULING

RHODERICK M. PARAYNO

JOHN A. AGDAYANI

Budget Officer

OIC-Director, FAD

Commissioner-in-Charge, FAD

Chairperson

Date:

Date:

Date:

Date:



**STATUS OF ALLOTMENTS, OBLIGATIONS, AND BALANCES**  
**As of JANUARY 31, 2022**

Depa : Department of Justice

Agen : Presidential Commission on Good Government





Fund : 101

| PIA/P / ALLOTMENT CLASS / OBJECTIVE<br>OF EXPENDITURE<br>( 1 ) | Allotment<br>Received<br>( 2 ) | Obligations Incurred |              | Unobligated<br>Balance of<br>(5)=(2)-(4) | Remarks<br>( 6 ) |
|--|--------------------------------|----------------------|--------------|--|------------------|
|  |                                | This Report          | To Date      |  |                  |
|  |                                | ( 3 )                | ( 4 )        |  |                  |
| CURRENT YEAR BUDGET  |                                |                      |              |  |                  |
| A.1.a GAS  |                                |                      |              |  |                  |
| Personal Services  |                                |                      |              |  |                  |
| Salaries (Itemized Positions)                                  | 43,574,000.00                  | 3,522,955.00 *       | 3,522,955.00 | 40,051,045.00                            |                  |
| Salaries & Wages (Casual & Contractual)                        | 5,467,000.00                   | 229,127.09           | 229,127.09   | 5,237,872.91                             |                  |
| PERA   | 1,512,000.00                   | 134,000.00 ^         | 134,000.00   | 1,378,000.00                             |                  |
| Representation Allowance                                       | 1,140,000.00                   | 84,000.00 ^          | 84,000.00    | 1,056,000.00                             |                  |
| Transportation Allowance                                       | 1,140,000.00                   | 45,000.00 ^          | 45,000.00    | 1,095,000.00                             |                  |
| Mid Year Bonus   | 3,631,000.00                   |                      |              | 3,631,000.00                             |                  |
| Year End Bonus & Cash Gift                                     | 3,631,000.00                   |                      |              | 3,631,000.00                             |                  |
| Cash Gift  | 315,000.00                     |                      |              | 315,000.00                               |                  |
| Clothing   | 378,000.00                     |                      |              | 378,000.00                               |                  |
| Productivity Enhancement Incentive                             | 315,000.00                     |                      |              | 315,000.00                               |                  |
| Honoraria  | 600,000.00                     |                      |              | 600,000.00                               |                  |
| Terminal Leave   | 482,000.00                     |                      |              | 482,000.00                               |                  |
| Other Personnel Benefits-Step Increment                        | 109,000.00                     |                      |              | 109,000.00                               |                  |
| Other Personnel Benefits- Loyalty                              | 25,000.00                      |                      |              | 25,000.00                                |                  |
| RLIP   | 5,229,000.00                   | 354,450.90 ^         | 354,450.90   | 4,874,549.10                             |                  |
| Pag-ibig   | 76,000.00                      |                      |              | 76,000.00                                |                  |
| Philhealth   | 581,000.00                     | 36,296.62 ^          | 36,296.62    | 544,703.38                               |                  |
| ECIP   | 76,000.00                      | 5,900.00 ^           | 5,900.00     | 70,100.00                                |                  |
| Sub-total  | 68,281,000.00                  | 4,411,729.61         | 4,411,729.61 | 63,869,270.39                            |                  |
| Maintenance and Other Operating Expenses                       |                                |                      |              |  |                  |
| Travelling Expense-Local                                       | 248,000.00                     | 2,000.00 ^           | 2,000.00     | 246,000.00                               |                  |
| Travelling Expenses-Foreign                                    | 562,000.00                     | -                    |              | 562,000.00                               |                  |
| Communication Exp-Postage & Deliveries                         | 55,000.00                      | 1,752.00 ^           | 1,752.00     | 53,248.00                                |                  |
| Communication Exp-Tel.Landline                                 | 1,014,000.00                   | 1,578.08 ^           | 1,578.08     | 1,012,421.92                             |                  |
| Communication Exp-Tel. Mobile                                  | 1,014,000.00                   | 6,064.00 ^           | 6,064.00     | 1,007,936.00                             |                  |
| Communication Exp-Cable, Satellite, etc.                       | 24,000.00                      | 1,069.78 ^           | 1,069.78     | 22,930.22                                |                  |
| Communication Exp-Internet Subscription                        | 112,000.00                     | 4,499.00 ^           | 4,499.00     | 107,501.00                               |                  |
| Repairs & Maint.-Buildings & Structures                        | 676,000.00                     | 1,505.00 ^           | 1,505.00     | 674,495.00                               |                  |
| Repairs & Maint.-Office Equipment                              | 57,000.00                      |                      |              | 57,000.00                                |                  |
| Repairs & Maint.-Motor Vehicles                                | 164,000.00                     | 300.00 ^             | 300.00       | 163,700.00                               |                  |
| Supplies & Materials   | 1,511,000.00                   | 12,299.26 ^          | 12,299.26    | 1,498,700.74                             |                  |
| Fuel, Oil and Lubricants Expenses                              | 1,688,000.00                   |                      |              | 1,688,000.00                             |                  |
| ICT Office Supplies  | 89,000.00                      |                      |              | 89,000.00                                |                  |
| Semi-Expendable-ICT Equipment                                  | 30,000.00                      |                      |              | 30,000.00                                |                  |
| Semi-Expendable-Printing/Office Equipme                        | 253,000.00                     |                      |              | 253,000.00                               |                  |
| Utility Expenses-Water   | 274,000.00                     |                      |              | 274,000.00                               |                  |
| Utility Expenses-Electricity                                   | 1,747,000.00                   |                      |              | 1,747,000.00                             |                  |
| Training & Scholarship   | 1,021,000.00                   | 17,100.00 ^          | 17,100.00    | 1,003,900.00                             |                  |
| Extraordinary & Miscellaneous Expenses                         | 1,660,000.00                   | 85,100.00 ^          | 85,100.00    | 1,574,900.00                             |                  |
| Taxes, Duties & Fees   | 50,000.00                      | 7,462.18 ^           | 7,462.18     | 42,537.82                                |                  |
| Fidelity Bond Premiums   | 200,000.00                     |                      |              | 200,000.00                               |                  |
| Insurance Expense  | 350,000.00                     | 11,321.76 ^          | 11,321.76    | 338,678.24                               |                  |
| Rent/Lease Expenses  | 400,000.00                     |                      |              | 400,000.00                               |                  |
| Professional Services  | 2,000,000.00                   | 600.00 ^             | 600.00       | 1,999,400.00                             |                  |
| Security Services  | 4,390,000.00                   | 172,976.18 ^         | 172,976.18   | 4,217,023.82                             |                  |
| Advertising Expenses   | 33,000.00                      |                      |              | 33,000.00                                |                  |
| Printing & Publication Expenses                                | 34,000.00                      |                      |              | 34,000.00                                |                  |
| Representation Expenses  | 562,000.00                     | 123,800.25 ^         | 123,800.25   | 438,199.75                               |                  |
| Subscription Expenses  | 188,000.00                     | 16,020.00 ^          | 16,020.00    | 171,980.00                               |                  |
| ICT Software Subscription Expenses                             | 415,000.00                     |                      |              | 415,000.00                               |                  |
| Other MOOE   | 40,000.00                      |                      |              | 40,000.00                                |                  |
| Sub-total  | 20,861,000.00                  | 465,447.49           | 465,447.49   | 20,395,552.51                            |                  |
| Capital Outlay   |                                |                      |              |  |                  |
| ICT Software   | 162,000.00                     |                      |              | 162,000.00                               |                  |
| ICT Equipment  | 910,000.00                     | 500,000.00           | 500,000.00   | 410,000.00                               |                  |
| Motor Vehicle  | 4,350,000.00                   |                      |              | 4,350,000.00                             |                  |
| Sub-total  | 5,422,000.00                   | 500,000.00           | 500,000.00   | 4,922,000.00                             |                  |
| TOTAL GAS  | 94,564,000.00                  | 5,377,177.10         | 5,377,177.10 | 89,186,822.90                            |                  |



STATUS OF ALLOTMENTS, OBLIGATIONS, AND BALANCES  
As of JANUARY 31, 2022

Dep.: Department of Justice  
Agen : Presidential Commission on Good Government  
Func: 101

| P/A/P / ALLOTMENT CLASS /<br>OBJECTIVE OF EXPENDITURE<br>( 1 )   | Allotment<br>Received<br>( 2 ) | Obligations Incurred   |                  | Unobligated<br>Balance of<br>(5)=(2)-(4)  | Remarks<br>( 6 ) |
|--|--------------------------------|--|------------------|---|------------------|
|  |                                | This Report<br>( 3 )   | To Date<br>( 4 ) |   |                  |
| <b>A.3.a OPERATIONS</b>  |                                |  |                  |   |                  |
| <b>Personal Services</b>   |                                |  |                  |   |                  |
| Salaries (Itemized Positions)  | 13,645,000.00                  | 1,296,208.00 ^   | 1,296,208.00     | 12,348,792.00   |                  |
| Salaries & Wages (Casual & Contractual)  | 21,633,000.00                  | 1,617,775.32 ^   | 1,617,775.32     | 20,015,224.68   |                  |
| PERA   | 432,000.00                     | 42,000.00 ^  | 42,000.00        | 390,000.00  |                  |
| Representation Allowance   | 336,000.00                     | 33,000.00 ^  | 33,000.00        | 303,000.00  |                  |
| Transportation Allowance   | 336,000.00                     | 33,000.00 ^  | 33,000.00        | 303,000.00  |                  |
| Mid Year Bonus   | 1,137,000.00                   |  |                  | 1,137,000.00  |                  |
| Year End Bonus & Cash Gift   | 1,137,000.00                   |  |                  | 1,137,000.00  |                  |
| Cash Gift  | 90,000.00                      |  |                  | 90,000.00   |                  |
| Clothing   | 108,000.00                     |  |                  | 108,000.00  |                  |
| Productivity Enhancement Incentive   | 90,000.00                      |  |                  | 90,000.00   |                  |
| Other Personnel Benefits-Step Increment  | 34,000.00                      |  |                  | 34,000.00   |                  |
| Other Personnel Benefits- Loyalty  | 5,000.00                       |  |                  | 5,000.00  |                  |
| RLIP   | 1,637,000.00                   | 174,867.48 ^   | 174,867.48       | 1,462,132.52  |                  |
| Pag-ibig   | 22,000.00                      |  |                  | 22,000.00   |                  |
| Philhealth   | 194,000.00                     | 17,400.57 ^  | 17,400.57        | 176,599.43  |                  |
| ECIP   | 22,000.00                      | 2,500.00 ^   | 2,500.00         | 19,500.00   |                  |
| Sub-total  | 40,858,000.00                  | 3,216,751.37   | 3,216,751.37     | 37,641,248.63   |                  |
| <b>Maintenance and Other Operating Expenses</b>  |                                |  |                  |   |                  |
| Travelling Expenses-Local  | 654,000.00                     | 38,469.00 ^  | 38,469.00        | 615,531.00  |                  |
| Travelling Expenses-Foreign  | 685,000.00                     | -  |                  | 685,000.00  |                  |
| Communication Exp-Postage & Deliveries   | 56,000.00                      | 1,022.00 ^   | 1,022.00         | 54,978.00   |                  |
| Communication Exp-Tel.Landline   | 675,000.00                     | 2,499.00 ^   | 2,499.00         | 672,501.00  |                  |
| Communication Exp-Tel. Mobile  | 675,000.00                     |  |                  | 675,000.00  |                  |
| Communication Exp-Cable, Satellite, etc.   | 33,000.00                      |  |                  | 33,000.00   |                  |
| Communication Exp-Internet Subscription  | 170,000.00                     |  |                  | 170,000.00  |                  |
| Repairs & Maint.-Buildings & Structures  | 1,914,000.00                   |  |                  | 1,914,000.00  |                  |
| Repairs & Maint.-Office Equipment  | 384,000.00                     |  |                  | 384,000.00  |                  |
| Repairs & Maint.-Motor Vehicles  | 765,000.00                     | 10,900.00 ^  | 10,900.00        | 754,100.00  |                  |
| Supplies & Materials   | 1,180,000.00                   |  |                  | 1,180,000.00  |                  |
| Fuel, Oil and Lubricants Expenses  | 900,000.00                     |  |                  | 900,000.00  |                  |
| Utility Expenses-Water   | 675,000.00                     |  |                  | 675,000.00  |                  |
| Utility Expenses-Electricity   | 2,248,000.00                   |  |                  | 2,248,000.00  |                  |
| Training & Scholarship   | 440,000.00                     |  |                  | 440,000.00  |                  |
| Extraordinary & Miscellaneous Expenses   | 330,000.00                     | 22,600.00 ^  | 22,600.00        | 307,400.00  |                  |
| Taxes, Duties & Fees   | -                              |  |                  | -   |                  |
| Fidelity Bond Premiums   | 50,000.00                      |  |                  | 50,000.00   |                  |
| Insurance Expense  | 50,000.00                      |  |                  | 50,000.00   |                  |
| Rent/Lease Expenses  | 550,000.00                     | 42,024.34 ^  | 42,024.34        | 507,975.66  |                  |
| Legal Services   | 4,828,000.00                   | 616.00 ^   | 616.00           | 4,827,384.00  |                  |
| Other Professional Services  | 8,922,000.00                   | 322,257.00 ^   | 322,257.00       | 8,599,743.00  |                  |
| Janitorial Services  | 4,260,000.00                   |  |                  | 4,260,000.00  |                  |
| Advertising Expenses   | 239,000.00                     |  |                  | 239,000.00  |                  |
| Printing & Publication Expenses  | 24,000.00                      |  |                  | 24,000.00   |                  |
| Representation Expenses  | 226,000.00                     | 6,882.43 ^   | 6,882.43         | 219,117.57  |                  |
| Transportation Services  | 58,000.00                      |  |                  | 58,000.00   |                  |
| Subscription Expenses  | 60,000.00                      |  |                  | 60,000.00   |                  |
| Other MOOE   | 400,000.00                     | 28,240.00 ^  | 28,240.00        | 371,760.00  |                  |
| Sub-total  | 31,451,000.00                  | 475,509.77   | 475,509.77       | 30,975,490.23   |                  |
| <b>Capital Outlay</b>  |                                |  |                  |   |                  |
| Sub-total  | -                              | -  | -                | -   |                  |
| <b>TOTAL OPERATIONS</b>  | 72,309,000.00                  | 3,692,261.14   | 3,692,261.14     | 68,616,738.86   |                  |
| <b>GRAND TOTAL</b>   | 166,873,000.00                 | 9,069,438.24   | 9,069,438.24     | 157,803,561.76  |                  |
| <b>Prepared by:</b>  |                                |  |                  |   |                  |
| <br><b>RAQUEL S. BUÑAG</b><br>Budget Officer          |                                | <b>Recommending Approval:</b>  |                  | <b>Approved by:</b>   |                  |
| <br><b>STEPHEN P. TANCHULING</b><br>OIC-Director, FAD |                                | <br><b>RHODERICK M. PARAYNO</b><br>Commissioner-in-Charge, FAD |                  | <br><b>JOHN A. AGBATANI</b><br>Chairperson |                  |
| Date:  |                                | Date:  |                  | Date:   |                  |



**STATUS OF ALLOTMENTS, OBLIGATIONS, AND BALANCES**  
**As of FEBRUARY 28, 2022**

Depart : **Department of Justice**Agency : **Presidential Commission on Good Government**Fund : **101**

| P/A/P / ALLOTMENT CLASS / OBJECTIVE OF EXPENDITURE<br>( 1 ) | Allotment Received<br>( 2 ) | Obligations Incurred |                | Unobligated Balance of Allotment<br>(5)=(2)-(4)<br>( 5 ) | Remarks<br>( 6 ) |
|---|-----------------------------|----------------------|----------------|--|------------------|
|   |                             | This Report          | To Date        |  |                  |
|   |                             | ( 3 )                | ( 4 )          |  |                  |
| CURRENT YEAR BUDGET   |                             |                      |                |  |                  |
| Personal Services   |                             |                      |                |  |                  |
| Salaries (Itemized Positions)                               | 57,219,000.00               | 5,066,651.29         | 9,885,814.29 ✓ | 47,333,185.71  |                  |
| Salaries & Wages (Casual & Contractual)                     | 27,100,000.00               | 1,948,233.56         | 3,795,135.97 ✓ | 23,304,864.03  |                  |
| PERA  | 1,944,000.00                | 179,000.01           | 355,000.01 ✓   | 1,588,999.99   |                  |
| Representation Allowance                                    | 1,476,000.00                | 152,000.00           | 269,000.00 ✓   | 1,207,000.00   |                  |
| Transportation Allowance                                    | 1,476,000.00                | 113,000.00           | 191,000.00 ✓   | 1,285,000.00   |                  |
| Mid Year Bonus  | 4,768,000.00                |                      |                | 4,768,000.00   |                  |
| Year End Bonus  | 4,768,000.00                |                      |                | 4,768,000.00   |                  |
| Cash Gift   | 405,000.00                  |                      |                | 405,000.00   |                  |
| Clothing  | 486,000.00                  |                      |                | 486,000.00   |                  |
| Productivity Enhancement Incentive                          | 405,000.00                  |                      |                | 405,000.00   |                  |
| Honorarium  | 600,000.00                  |                      |                | 600,000.00   |                  |
| Terminal Leave  | 482,000.00                  |                      |                | 482,000.00   |                  |
| Other Personnel Benefits-Step Increment                     | 143,000.00                  |                      |                | 143,000.00   |                  |
| Other Personnel Benefits-Loyalty                            | 30,000.00                   | 15,000.00            | 15,000.00 ✓    | 15,000.00  |                  |
| RLIP  | 6,866,000.00                | 525,959.39           | 1,055,277.77 ✓ | 5,810,722.23   |                  |
| Pag-ibig  | 98,000.00                   | 17,730.64            | 17,730.64 ✓    | 80,269.36  |                  |
| Philhealth  | 775,000.00                  | 55,436.58            | 109,133.77 ✓   | 665,866.23   |                  |
| ECIP  | 98,000.00                   |                      | 8,400.00       | 89,600.00  |                  |
| Sub-total   | 109,139,000.00              | 8,073,011.47         | 15,701,492.45  | 93,437,507.55  |                  |
| Maintenance and Other Operating Expenses                    |                             |                      |                |  |                  |
| Travelling Expenses-Local                                   | 902,000.00                  | 3,105.00             | 43,574.00      | 858,426.00   |                  |
| Travelling Expenses-Foreign                                 | 1,247,000.00                | -                    |                | 1,247,000.00   |                  |
| Communication Exp-Postage & Deliveries                      | 111,000.00                  | 1,749.26             | 4,523.26       | 106,476.74   |                  |
| Communication Exp-Telephone Landline                        | 1,689,000.00                | 48,720.63            | 52,797.71      | 1,636,202.29   |                  |
| Communication Exp-Telephone Mobile                          | 1,689,000.00                | 70,694.24            | 76,758.24      | 1,612,241.76   |                  |
| Communication Exp-Cable, Satellite, etc.                    | 57,000.00                   | 3,480.00             | 4,549.78       | 52,450.22  |                  |
| Communication Exp-Internet Subscription                     | 282,000.00                  | 21,887.00            | 26,386.00      | 255,614.00   |                  |
| Repairs & Maint.-Buildings & Structures                     | 2,590,000.00                | 30,700.00            | 32,205.00      | 2,557,795.00   |                  |
| Repairs & Maint.-Office Equipment                           | 441,000.00                  |                      |                | 441,000.00   |                  |
| Repairs & Maint.-Motor Vehicles                             | 929,000.00                  | 26,568.25            | 37,768.25      | 891,231.75   |                  |
| Office Supplies & Materials                                 | 2,691,000.00                | 458,308.50           | 470,607.76     | 2,220,392.24   |                  |
| Fuel, Oil and Lubricants Expenses                           | 2,588,000.00                | 107,359.97           | 107,359.97     | 2,480,640.03   |                  |
| ICT Office Equipment  | 89,000.00                   |                      |                | 89,000.00  |                  |
| Semi-Expendable-ICT Equipment                               | 30,000.00                   |                      |                | 30,000.00  |                  |
| Semi-Expeandable-Printing/Office Equipment                  | 253,000.00                  |                      |                | 253,000.00   |                  |
| Utility Expenses-Water                                      | 949,000.00                  | 37,138.30            | 37,138.30      | 911,861.70   |                  |
| Utility Expenses-Electricity                                | 3,995,000.00                | 226,626.20           | 226,626.20     | 3,768,373.80   |                  |
| Training & Scholarship                                      | 1,461,000.00                | 9,050.00             | 26,150.00      | 1,434,850.00   |                  |
| Extraordinary & Miscellaneous Expenses                      | 1,990,000.00                | 268,829.55           | 376,529.55     | 1,613,470.45   |                  |
| Taxes, Duties and Fees                                      | 50,000.00                   |                      | 7,462.18       | 42,537.82  |                  |
| Fidelity Bond Premiums                                      | 250,000.00                  | 52,500.00            | 52,500.00      | 197,500.00   |                  |
| Insurance Expenses  | 400,000.00                  |                      | 11,321.76      | 388,678.24   |                  |
| Rent/Lease Expenses   | 950,000.00                  | 60,179.84            | 102,204.18     | 847,795.82   |                  |
| Legal Services  | 4,828,000.00                | 500.00               | 1,116.00       | 4,826,884.00   |                  |
| Other Professional Services                                 | 10,922,000.00               | 1,036,575.80         | 1,359,432.80   | 9,562,567.20   |                  |
| General Services-Security                                   | 4,390,000.00                | 172,976.18           | 345,952.36     | 4,044,047.64   |                  |
| General Services-Janitorial                                 | 4,260,000.00                | 177,425.43           | 177,425.43     | 4,082,574.57   |                  |
| Advertising Expenses  | 272,000.00                  |                      |                | 272,000.00   |                  |
| Printing & Publication Expenses                             | 58,000.00                   |                      |                | 58,000.00  |                  |
| Representation Expenses                                     | 788,000.00                  | 27,909.72            | 158,592.40     | 629,407.60   |                  |
| Transportation Services                                     | 58,000.00                   |                      |                | 58,000.00  |                  |
| Subscription Expenses                                       | 248,000.00                  | 11,329.50            | 27,349.50      | 220,650.50   |                  |
| ICT Software Subscription Expenses                          | 415,000.00                  |                      |                | 415,000.00   |                  |
| Other MOOE  | 440,000.00                  | 32,327.73            | 60,567.73      | 379,432.27   |                  |
| Sub-total   | 52,312,000.00               | 2,885,941.10         | 3,826,898.36   | 48,485,101.64  |                  |
| Capital Outlay  |                             |                      |                |  |                  |
| ICT Software  | 162,000.00                  |                      |                | 162,000.00   |                  |
| ICT Equipment   | 910,000.00                  |                      | 500,000.00     | 410,000.00   |                  |
| Motor Vehicles  | 4,350,000.00                |                      |                | 4,350,000.00   |                  |
| Sub-total   | 5,422,000.00                | -                    | 500,000.00     | 4,922,000.00   |                  |
| GRAND TOTAL   | 166,873,000.00              | 10,958,952.57        | 20,028,390.81  | 146,844,609.19   |                  |

Prepared by:

  
**RAQUEL S. BUNAG**  
 Budget Officer

Date:

Recommending Approval:

  
**STEPHEN P. TANCHULING**  
 OIC-Director, FAD

Date:

  
**RHODERICK M. PARAYNO**  
 Commissioner-in-Charge, FAD

Date:

Approved by:

  
**JOHN A. AGBAYANI**  
 Chairperson

Date:



**STATUS OF ALLOTMENTS, OBLIGATIONS, AND BALANCES**  
**As of FEBRUARY 28, 2022**

Depart : Department of Justice

Agenc : Presidential Commission on Good Government





Fund : 101

| P/A/P / ALLOTMENT CLASS / OBJECTIVE<br>OF EXPENDITURE<br>( 1 ) | Allotment<br>Received<br>( 2 ) | Obligations Incurred |                | Unobligated<br>Balance of<br>Allotment<br>(5)=(2)-(4) | Remarks<br>( 6 ) |
|--|--------------------------------|----------------------|----------------|---|------------------|
|  |                                | This Report          | To Date        |   |                  |
|  |                                | ( 3 )                | ( 4 )          |   |                  |
| CURRENT YEAR BUDGET  |                                |                      |                |   |                  |
| A.1.a GAS  |                                |                      |                |   |                  |
| Personal Services  |                                |                      |                |   |                  |
| Salaries (Itemized Positions)                                  | 43,574,000.00                  | 3,745,169.29 ^       | 7,268,124.29 ✓ | 36,305,875.71   |                  |
| Salaries & Wages (Casual & Contractual)                        | 5,467,000.00 *                 | 239,900.03           | 469,027.12 ✓   | 4,997,972.88  |                  |
| PERA   | 1,512,000.00                   | 139,000.01 ^         | 273,000.01 ✓   | 1,238,999.99  |                  |
| Representation Allowance                                       | 1,140,000.00                   | 109,000.00 ^         | 193,000.00 ✓   | 947,000.00  |                  |
| Transportation Allowance                                       | 1,140,000.00                   | 70,000.00 ^          | 115,000.00 ✓   | 1,025,000.00  |                  |
| Mid Year Bonus   | 3,631,000.00                   |                      |                | 3,631,000.00  |                  |
| Year End Bonus & Cash Gift                                     | 3,631,000.00                   |                      |                | 3,631,000.00  |                  |
| Cash Gift  | 315,000.00                     |                      |                | 315,000.00  |                  |
| Clothing   | 378,000.00                     |                      |                | 378,000.00  |                  |
| Productivity Enhancement Incentive                             | 315,000.00                     |                      |                | 315,000.00  |                  |
| Honoraria  | 600,000.00                     |                      |                | 600,000.00  |                  |
| Terminal Leave   | 482,000.00                     |                      |                | 482,000.00  |                  |
| Other Personnel Benefits-Step Increment                        | 109,000.00                     |                      |                | 109,000.00  |                  |
| Other Personnel Benefits- Loyalty                              | 25,000.00                      | 15,000.00 ^          | 15,000.00 ✓    | 10,000.00   |                  |
| RLIP   | 5,229,000.00                   | 335,948.04 ^         | 690,398.94 ✓   | 4,538,601.06  |                  |
| Pag-ibig   | 76,000.00                      | 12,229.03 ^          | 12,229.03 ✓    | 63,770.97   |                  |
| Philhealth   | 581,000.00                     | 36,792.80 ^          | 73,089.42 ✓    | 507,910.58  |                  |
| ECIP   | 76,000.00                      |                      | 5,900.00 ✓     | 70,100.00   |                  |
| Sub-total  | 68,281,000.00                  | 4,703,039.20         | 9,114,768.81   | 59,166,231.19   |                  |
| Maintenance and Other Operating Expenses                       |                                |                      |                |   |                  |
| Travelling Expense-Local                                       | 248,000.00                     |                      | 2,000.00 ✓     | 246,000.00  |                  |
| Travelling Expenses-Foreign                                    | 562,000.00                     |                      |                | 562,000.00  |                  |
| Communication Exp-Postage & Deliveries                         | 55,000.00                      |                      | 1,752.00 ✓     | 53,248.00   |                  |
| Communication Exp-Tel.Landline                                 | 1,014,000.00                   | 39,949.13 ^          | 41,527.21 ✓    | 972,472.79  |                  |
| Communication Exp-Tel. Mobile                                  | 1,014,000.00                   | 47,935.24 ^          | 53,999.24 ✓    | 960,000.76  |                  |
| Communication Exp-Cable, Satellite, etc.                       | 24,000.00                      | 3,480.00 ^           | 4,549.78 ✓     | 19,450.22   |                  |
| Communication Exp-Internet Subscription                        | 112,000.00                     | 4,499.00 ^           | 8,998.00 ✓     | 103,002.00  |                  |
| Repairs & Maint.-Buildings & Structures                        | 676,000.00                     |                      | 1,505.00 ✓     | 674,495.00  |                  |
| Repairs & Maint.-Office Equipment                              | 57,000.00                      |                      |                | 57,000.00   |                  |
| Repairs & Maint.-Motor Vehicles                                | 164,000.00                     | 4,798.00 ^           | 5,098.00 ✓     | 158,902.00  |                  |
| Supplies & Materials   | 1,511,000.00                   | 412,708.50 ^         | 425,007.76 ✓   | 1,085,992.24  |                  |
| Fuel, Oil and Lubricants Expenses                              | 1,688,000.00                   | 73,863.36 ^          | 73,863.36 ✓    | 1,614,136.64  |                  |
| ICT Office Supplies  | 89,000.00                      |                      |                | 89,000.00   |                  |
| Semi-Expendable-ICT Equipment                                  | 30,000.00                      |                      |                | 30,000.00   |                  |
| Semi-Expendable-Printing/Office Equipmen                       | 253,000.00                     |                      |                | 253,000.00  |                  |
| Utility Expenses-Water   | 274,000.00                     | 18,182.67 ^          | 18,182.67 ✓    | 255,817.33  |                  |
| Utility Expenses-Electricity                                   | 1,747,000.00                   | 85,584.82 ^          | 85,584.82 ✓    | 1,661,415.18  |                  |
| Training & Scholarship   | 1,021,000.00                   |                      | 17,100.00 ✓    | 1,003,900.00  |                  |
| Extraordinary & Miscellaneous Expenses                         | 1,660,000.00                   | 246,229.55 ^         | 331,329.55 ✓   | 1,328,670.45  |                  |
| Taxes, Duties & Fees   | 50,000.00                      |                      | 7,462.18 ✓     | 42,537.82   |                  |
| Fidelity Bond Premiums   | 200,000.00                     | 52,500.00 ^          | 52,500.00 ✓    | 147,500.00  |                  |
| Insurance Expense  | 350,000.00                     |                      | 11,321.76 ✓    | 338,678.24  |                  |
| Rent/Lease Expenses  | 400,000.00                     | 9,187.36 ^           | 9,187.36 ✓     | 390,812.64  |                  |
| Professional Services  | 2,000,000.00                   |                      | 600.00 ✓       | 1,999,400.00  |                  |
| Security Services  | 4,390,000.00                   | 172,976.18 ^         | 345,952.36 ✓   | 4,044,047.64  |                  |
| Advertising Expenses   | 33,000.00                      |                      |                | 33,000.00   |                  |
| Printing & Publication Expenses                                | 34,000.00                      |                      |                | 34,000.00   |                  |
| Representation Expenses  | 562,000.00                     | 21,789.00 ^          | 145,589.25 ✓   | 416,410.75  |                  |
| Subscription Expenses  | 188,000.00                     | 11,329.50 ^          | 27,349.50 ✓    | 160,650.50  |                  |
| ICT Software Subscription Expenses                             | 415,000.00                     |                      |                | 415,000.00  |                  |
| Other MOOE   | 40,000.00                      |                      |                | 40,000.00   |                  |
| Sub-total  | 20,861,000.00                  | 1,205,012.31         | 1,670,459.80   | 19,190,540.20   |                  |
| Capital Outlay   |                                |                      |                |   |                  |
| ICT Software   | 162,000.00                     |                      |                | 162,000.00  |                  |
| ICT Equipment  | 910,000.00                     |                      | 500,000.00     | 410,000.00  |                  |
| Motor Vehicle  | 4,350,000.00                   |                      |                | 4,350,000.00  |                  |
| Sub-total  | 5,422,000.00                   | -                    | 500,000.00     | 4,922,000.00  |                  |
| TOTAL GAS  | 94,564,000.00                  | 5,908,051.51         | 11,285,228.61  | 83,278,771.39   |                  |



STATUS OF ALLOTMENTS, OBLIGATIONS, AND BALANCES  
As of FEBRUARY 28, 2022

Depa : Department of Justice  
Agenc : Presidential Commission on Good Government  
Fund : 101

| P/A/P / ALLOTMENT CLASS / OBJECTIVE<br>OF EXPENDITURE<br>( 1 )  | Allotment<br>Received<br>( 2 ) | Obligations Incurred  |                      | Unobligated<br>Balance of<br>(5)=(2)-(4)  | Remarks<br>( 6 ) |
|---|--------------------------------|---|----------------------|---|------------------|
|   |                                | This Report<br>( 3 )  | To Date<br>( 4 )     |   |                  |
| <b>A.3.a OPERATIONS</b>   |                                |   |                      |   |                  |
| <b>Personal Services</b>  |                                |   |                      |   |                  |
| Salaries (Itemized Positions)   | 13,645,000.00                  | 1,321,482.00 ^  | 2,617,690.00 ✓       | 11,027,310.00   |                  |
| Salaries & Wages (Casual & Contractual)   | 21,633,000.00                  | 1,708,333.53 ^  | 3,326,108.85 ✓       | 18,306,891.15   |                  |
| PERA  | 432,000.00                     | 40,000.00 ^   | 82,000.00 ✓          | 350,000.00  |                  |
| Representation Allowance  | 336,000.00                     | 43,000.00 ^   | 76,000.00 ✓          | 260,000.00  |                  |
| Transportation Allowance  | 336,000.00                     | 43,000.00 ^   | 76,000.00 ✓          | 260,000.00  |                  |
| Mid Year Bonus  | 1,137,000.00                   |   |                      | 1,137,000.00  |                  |
| Year End Bonus & Cash Gift  | 1,137,000.00                   |   |                      | 1,137,000.00  |                  |
| Cash Gift   | 90,000.00                      |   |                      | 90,000.00   |                  |
| Clothing  | 108,000.00                     |   |                      | 108,000.00  |                  |
| Productivity Enhancement Incentive  | 90,000.00                      |   |                      | 90,000.00   |                  |
| Other Personnel Benefits-Step Increment   | 34,000.00                      |   |                      | 34,000.00   |                  |
| Other Personnel Benefits- Loyalty   | 5,000.00                       |   |                      | 5,000.00  |                  |
| RLIP  | 1,637,000.00                   | 190,011.35 ^  | 364,878.83 ✓         | 1,272,121.17  |                  |
| Pag-ibig  | 22,000.00                      | 5,501.61 ^  | 5,501.61 ✓           | 16,498.39   |                  |
| Philhealth  | 194,000.00                     | 18,643.78 ^   | 36,044.35 ✓          | 157,955.65  |                  |
| ECIP  | 22,000.00                      |   | 2,500.00 ✓           | 19,500.00   |                  |
| <b>Sub-total</b>  | <b>40,858,000.00</b>           | <b>3,369,972.27</b>   | <b>6,586,723.64</b>  | <b>34,271,276.36</b>  |                  |
| <b>Maintenance and Other Operating Expenses</b>   |                                |   |                      |   |                  |
| Travelling Expenses-Local   | 654,000.00                     | 3,105.00 ^  | 41,574.00 ✓          | 612,426.00  |                  |
| Travelling Expenses-Foreign   | 685,000.00                     |   |                      | 685,000.00  |                  |
| Communication Exp-Postage & Deliveries  | 56,000.00                      | 1,749.26 ^  | 2,771.26 ✓           | 53,228.74   |                  |
| Communication Exp-Tel.Landline  | 675,000.00                     | 8,771.50 ^  | 11,270.50 ✓          | 663,729.50  |                  |
| Communication Exp-Tel. Mobile   | 675,000.00                     | 22,759.00 ^   | 22,759.00 ✓          | 652,241.00  |                  |
| Communication Exp-Cable, Satellite, etc.  | 33,000.00                      |   |                      | 33,000.00   |                  |
| Communication Exp-Internet Subscription   | 170,000.00                     | 17,388.00 ^   | 17,388.00 ✓          | 152,612.00  |                  |
| Repairs & Maint.-Buildings & Structures   | 1,914,000.00                   | 30,700.00 ^   | 30,700.00 ✓          | 1,883,300.00  |                  |
| Repairs & Maint.-Office Equipment   | 384,000.00                     |   |                      | 384,000.00  |                  |
| Repairs & Maint.-Motor Vehicles   | 765,000.00                     | 21,770.25 ^   | 32,670.25 ✓          | 732,329.75  |                  |
| Supplies & Materials  | 1,180,000.00                   | 45,600.00 ^   | 45,600.00 ✓          | 1,134,400.00  |                  |
| Fuel, Oil and Lubricants Expenses   | 900,000.00                     | 33,496.61 ^   | 33,496.61 ✓          | 866,503.39  |                  |
| Utility Expenses-Water  | 675,000.00                     | 18,955.63 ^   | 18,955.63 ✓          | 656,044.37  |                  |
| Utility Expenses-Electricity  | 2,248,000.00                   | 141,041.38 ^  | 141,041.38 ✓         | 2,106,958.62  |                  |
| Training & Scholarship  | 440,000.00                     | 9,050.00 ^  | 9,050.00 ✓           | 430,950.00  |                  |
| Extraordinary & Miscellaneous Expenses  | 330,000.00                     | 22,600.00 ^   | 45,200.00 ✓          | 284,800.00  |                  |
| Taxes, Duties & Fees  | -                              |   |                      | -   |                  |
| Fidelity Bond Premiums  | 50,000.00                      |   |                      | 50,000.00   |                  |
| Insurance Expense   | 50,000.00                      |   |                      | 50,000.00   |                  |
| Rent/Lease Expenses   | 550,000.00                     | 50,992.48 ^   | 93,016.82 ✓          | 456,983.18  |                  |
| Legal Services  | 4,828,000.00                   | 500.00 ^  | 1,116.00 ✓           | 4,826,884.00  |                  |
| Other Professional Services   | 8,922,000.00                   | 1,036,575.80  | 1,358,832.80 ✓       | 7,563,167.20  |                  |
| Janitorial Services   | 4,260,000.00                   | 177,425.43 ^  | 177,425.43 ✓         | 4,082,574.57  |                  |
| Advertising Expenses  | 239,000.00                     |   |                      | 239,000.00  |                  |
| Printing & Publication Expenses   | 24,000.00                      |   |                      | 24,000.00   |                  |
| Representation Expenses   | 226,000.00                     | 6,120.72 ^  | 13,003.15 ✓          | 212,996.85  |                  |
| Transportation Services   | 58,000.00                      |   |                      | 58,000.00   |                  |
| Subscription Expenses   | 60,000.00                      |   |                      | 60,000.00   |                  |
| Other MOOE  | 400,000.00                     | 32,327.73 ^   | 60,567.73 ✓          | 339,432.27  |                  |
| <b>Sub-total</b>  | <b>31,451,000.00</b>           | <b>1,680,928.79</b>   | <b>2,156,438.56</b>  | <b>29,294,561.44</b>  |                  |
| <b>Capital Outlay</b>   |                                |   |                      |   |                  |
| Sub-total   | -                              | -   | -                    | -   |                  |
| <b>TOTAL OPERATIONS</b>   | <b>72,309,000.00</b>           | <b>5,050,901.06</b>   | <b>8,743,162.20</b>  | <b>63,565,837.80</b>  |                  |
| <b>GRAND TOTAL</b>  | <b>166,873,000.00</b>          | <b>10,958,952.57</b>  | <b>20,028,390.81</b> | <b>146,844,609.19</b>   |                  |
| Prepared by:  |                                |   |                      |   |                  |
| <br><b>RAQUEL S. BUÑAG</b><br>Budget Officer<br>Date:          |                                | Recommending Approval:  |                      | Approved by:  |                  |
| <br><b>STEPHEN P. TANCHULING</b><br>OIC-Director, FAD<br>Date: |                                | <br><b>RHODERICK M. PARAYNO</b><br>Commissioner-in-Charge, FAD<br>Date: |                      | <br><b>JOHNA LAGBAYANI</b><br>Chairperson<br>Date: |                  |



**STATUS OF ALLOTMENTS, OBLIGATIONS, AND BALANCES**  
**As of FEBRUARY 28, 2022**


Department : Department of Justice

Agency/OU : **Presidential Commission on Good Government**

Fund : 151

| P/A/P / ALLOTMENT CLASS / OBJECTIVE<br>OF EXPENDITURE<br>( 1 ) | Allotment<br>Received<br>( 2 ) | Obligations Incurred |                   | Unobligated<br>Balance of<br>(5)=(2)-(4) | Remarks<br>( 6 ) |
|--|--------------------------------|----------------------|-------------------|--|------------------|
|  |                                | This Report          | To Date           |  |                  |
|  |                                | ( 3 )                | ( 4 )             |  |                  |
| <b>CURRENT YEAR BUDGET</b>                                     |                                |                      |                   |  |                  |
| <b>Maintenance and Other Operating Expenses</b>                |                                |                      |                   |  |                  |
| Travelling Expenses  |                                |                      |                   |  |                  |
| Local  | 500,000.00                     |                      |                   | 500,000.00                               |                  |
| Foreign  | 1,000,000.00                   |                      |                   | 1,000,000.00                             |                  |
| Training & Seminar   |                                |                      |                   |  |                  |
| Supplies & Materials   |                                |                      |                   |  |                  |
| Utility Expenses   |                                |                      |                   |  |                  |
| Communication Expenses   |                                |                      |                   |  |                  |
| Survey Expenses  |                                |                      |                   |  |                  |
| Extraordinary & Miscellaneous Expenses                         |                                |                      |                   |  |                  |
| Professional Services  |                                |                      |                   |  |                  |
| Legal Services   | 14,300,000.00                  |                      |                   | 14,300,000.00                            |                  |
| Local  | 7,000,000.00                   |                      |                   | 7,000,000.00                             |                  |
| Foreign  | 7,300,000.00                   |                      |                   | 7,300,000.00                             |                  |
| Consultancy Services   | 100,000.00                     |                      |                   | 100,000.00                               |                  |
| Other Professional Services                                    | 6,000,000.00                   | 264,575.24           | 264,575.24        | 5,735,424.76                             |                  |
| General Services   | 1,100,000.00                   | 25,304.73            | 25,304.73         | 1,074,695.27                             |                  |
| Rent/Lease   |                                |                      |                   |  |                  |
| Water, Light & Power   |                                |                      |                   |  |                  |
| Repairs & Maintenance  |                                |                      |                   | -  |                  |
| Taxes, Ins., Fidelity Bond Prem./Other Fees                    |                                |                      |                   | -  |                  |
| Other Maintenance & Operating Expenses                         |                                |                      |                   |  |                  |
| Sub-total  | 23,000,000.00                  | 289,879.97           | 289,879.97        | 22,710,120.03                            |                  |
| <b>Capital Outlay</b>  |                                |                      |                   |  |                  |
| Furniture and Fixtures, Equipment                              |                                |                      |                   |  |                  |
| Office Equipment   |                                |                      |                   |  |                  |
| Information and Technology                                     |                                |                      |                   |  |                  |
| Sub-total  | -                              | -                    | -                 |  |                  |
| <b>GRAND TOTAL</b>   | <b>23,000,000.00</b>           | <b>289,879.97</b>    | <b>289,879.97</b> | <b>22,710,120.03</b>                     |                  |

Prepared by:




**RAQUEL S. BUÑAG**

Budget Officer

Date:

Recommending Approval:




**STEPHEN P. TANCHULING**

OIC-Director, FAD

Date:


Approved by:



**RHODERICK M. PARAYNO**

Commissioner-in-Charge, FAD

Date:



**JOHN A. AGBAYANI**

Chairperson

Date:




**STATUS OF ALLOTMENTS, OBLIGATIONS, AND BALANCES**  
**As of FEBRUARY 28, 2022**

Department : Department of Justice  
Agency/OU : Presidential Commission on Good Government  
Fund : 151

| P/A/P / ALLOTMENT CLASS / OBJECTIVE OF EXPENDITURE<br>(1) | Allotment Received<br>(2) | Obligations Incurred |                   | Unobligated Balance of<br>(5)=(2)-(4) | Remarks<br>(6) |
|---|---------------------------|----------------------|-------------------|---------------------------------------|----------------|
|   |                           | This Report          | To Date           |                                       |                |
|   |                           | (3)                  | (4)               |                                       |                |
| <b>CURRENT YEAR BUDGET</b>                                |                           |                      |                   |                                       |                |
| <b>Maintenance and Other Operating Expenses</b>           |                           |                      |                   |                                       |                |
| Travelling Expenses                                       |                           |                      |                   |                                       |                |
| Local   | 500,000.00                |                      |                   | 500,000.00                            |                |
| Foreign   | 1,000,000.00              |                      |                   | 1,000,000.00                          |                |
| Training & Seminar  |                           |                      |                   |                                       |                |
| Supplies & Materials                                      |                           |                      |                   |                                       |                |
| Utility Expenses  |                           |                      |                   |                                       |                |
| Communication Expenses                                    |                           |                      |                   |                                       |                |
| Survey Expenses   |                           |                      |                   |                                       |                |
| Extraordinary & Miscellaneous Expenses                    |                           |                      |                   |                                       |                |
| Professional Services                                     |                           |                      |                   |                                       |                |
| Legal Services  | 14,300,000.00             |                      |                   | 14,300,000.00                         |                |
| Local   | 7,000,000.00              |                      |                   | 7,000,000.00                          |                |
| Foreign   | 7,300,000.00              |                      |                   | 7,300,000.00                          |                |
| Consultancy Services                                      | 100,000.00                |                      |                   | 100,000.00                            |                |
| Other Professional Services                               | 6,000,000.00              | 264,575.24           | 264,575.24        | 5,735,424.76                          |                |
| General Services  | 1,100,000.00              | 25,304.73            | 25,304.73         | 1,074,695.27                          |                |
| Rent/Lease  |                           |                      |                   |                                       |                |
| Water, Light & Power                                      |                           |                      |                   |                                       |                |
| Repairs & Maintenance                                     |                           |                      |                   | -                                     |                |
| Taxes, Ins., Fidelity Bond Prem./Other Fees               |                           |                      |                   | -                                     |                |
| Other Maintenance & Operating Expenses                    |                           |                      |                   |                                       |                |
| Sub-total   | 23,000,000.00             | 289,879.97           | 289,879.97        | 22,710,120.03                         |                |
| <b>Capital Outlay</b>                                     |                           |                      |                   |                                       |                |
| Furniture and Fixtures, Equipment                         |                           |                      |                   |                                       |                |
| Office Equipment  |                           |                      |                   |                                       |                |
| Information and Technology                                |                           |                      |                   |                                       |                |
| Sub-total   | -                         | -                    | -                 | -                                     |                |
| <b>GRAND TOTAL</b>  | <b>23,000,000.00</b>      | <b>289,879.97</b>    | <b>289,879.97</b> | <b>22,710,120.03</b>                  |                |

Prepared by:




RAQUEL S. BUÑAG

Budget Officer

Date: 5/18/2022

Recommending Approval:




STEPHEN P. TANCHULING

OIC-Director, FAD

Date: 5/19/2022


Approved by:



RHODERICK M. PARAYNO

Commissioner-in-Charge, FAD

Date: 5/20/22



JOHN A. AGBAYAN

Chairperson

Date:



**STATUS OF ALLOTMENTS, OBLIGATIONS, AND BALANCES**  
**As of MARCH 31, 2022**

Department : Department of Justice

Agency : Presidential Commission on Good Government

Fund : 101

| P/A/P / ALLOTMENT CLASS / OBJECT OF EXPENDITURE<br>(1) | Allotment Received<br>(2) | Obligations Incurred |               | Unobligated Balance of<br>(5)=(2)-(4) | Remarks<br>(6) |
|--|---------------------------|----------------------|---------------|---------------------------------------|----------------|
|  |                           | This Report          | To Date       |                                       |                |
|  |                           | (3)                  | (4)           |                                       |                |
| CURRENT YEAR BUDGET                                    |                           |                      |               |                                       |                |
| Personal Services                                      |                           |                      |               |                                       |                |
| Salaries (Itemized Positions)                          | 55,672,185.55             | 5,027,655.67         | 14,913,469.96 | 40,758,715.59                         |                |
| Salaries & Wages (Casual & Contractual)                | 27,100,000.00             | 1,952,578.85         | 5,747,714.82  | 21,352,285.18                         |                |
| PERA   | 1,922,727.26              | 174,000.00           | 529,000.01    | 1,393,727.25                          |                |
| Representation Allowance                               | 1,476,000.00              | 139,500.00           | 408,500.00    | 1,067,500.00                          |                |
| Transportation Allowance                               | 1,476,000.00              | 102,750.00           | 293,750.00    | 1,182,250.00                          |                |
| Mid Year Bonus   | 4,665,606.50              | -                    | -             | 4,665,606.50                          |                |
| Year End Bonus   | 4,768,000.00              | -                    | -             | 4,768,000.00                          |                |
| Cash Gift  | 405,000.00                | -                    | -             | 405,000.00                            |                |
| Clothing   | 486,000.00                | -                    | -             | 486,000.00                            |                |
| Productivity Enhancement Incentive                     | 405,000.00                | -                    | -             | 405,000.00                            |                |
| Honorarium   | 600,000.00                | -                    | -             | 600,000.00                            |                |
| Terminal Leave   | 2,152,480.69              | 1,670,480.69         | 1,670,480.69  | 482,000.00                            |                |
| Other Personnel Benefits-Step Increment                | 143,000.00                | -                    | -             | 143,000.00                            |                |
| Other Personnel Benefits-Loyalty                       | 30,000.00                 | -                    | 15,000.00     | 15,000.00                             |                |
| RLIP   | 6,866,000.00              | 571,283.50           | 1,626,561.27  | 5,239,438.73                          |                |
| Pag-ibig   | 98,000.00                 | 9,272.58             | 27,003.22     | 70,996.78                             |                |
| Philhealth   | 775,000.00                | 55,011.91            | 164,145.68    | 610,854.32                            |                |
| ECIP   | 98,000.00                 | 8,800.00             | 17,200.00     | 80,800.00                             |                |
| Total PS   | 109,139,000.00            | 9,711,333.20         | 25,412,825.65 | 83,726,174.35                         |                |
| Maintenance and Other Operating Expenses               |                           |                      |               |                                       |                |
| Travelling Expenses-Local                              | 902,000.00                | 29,934.41            | 73,508.41     | 828,491.59                            |                |
| Travelling Expenses-Foreign                            | 1,247,000.00              | -                    | -             | 1,247,000.00                          |                |
| Communication Exp-Postage & Deliveries                 | 111,000.00                | 2,954.77             | 7,478.03      | 103,521.97                            |                |
| Communication Exp-Telephone Landline                   | 1,689,000.00              | 10,415.19            | 63,212.90     | 1,625,787.10                          |                |
| Communication Exp-Telephone Mobile                     | 1,689,000.00              | 2,893.00             | 79,651.24     | 1,609,348.76                          |                |
| Communication Exp-Cable, Satellite, etc.               | 57,000.00                 | 2,610.00             | 7,159.78      | 49,840.22                             |                |
| Communication Exp-Internet Subscription                | 282,000.00                | 34,776.00            | 61,162.00     | 220,838.00                            |                |
| Repairs & Maint.-Buildings & Structures                | 2,590,000.00              | 3,092.00             | 35,297.00     | 2,554,703.00                          |                |
| Repairs & Maint.-Office Equipment                      | 441,000.00                | 2,359.00             | 2,359.00      | 438,641.00                            |                |
| Repairs & Maint.-Motor Vehicles                        | 929,000.00                | 52,757.20            | 90,525.45     | 838,474.55                            |                |
| Office Supplies & Materials                            | 2,691,000.00              | 306,463.00           | 777,070.76    | 1,913,929.24                          |                |
| Fuel, Oil and Lubricants Expenses                      | 2,588,000.00              | 65,199.34            | 172,559.31    | 2,415,440.69                          |                |
| ICT Office Equipment                                   | 89,000.00                 | 3,845.00             | 3,845.00      | 85,155.00                             |                |
| Semi-Expendable-ICT Equipment                          | 30,000.00                 | -                    | -             | 30,000.00                             |                |
| Semi-Expendable-Printing/Office Equipment              | 253,000.00                | -                    | -             | 253,000.00                            |                |
| Utility Expenses-Water                                 | 949,000.00                | 16,562.48            | 53,700.78     | 895,299.22                            |                |
| Utility Expenses-Electricity                           | 3,995,000.00              | 376,275.93           | 602,902.13    | 3,392,097.87                          |                |
| Training & Scholarship                                 | 1,461,000.00              | -                    | 26,150.00     | 1,434,850.00                          |                |
| Extraordinary & Miscellaneous Expenses                 | 1,990,000.00              | -                    | 376,529.55    | 1,613,470.45                          |                |
| Taxes, Duties and Fees                                 | 50,000.00                 | 2,523.10             | 9,985.28      | 40,014.72                             |                |
| Fidelity Bond Premiums                                 | 250,000.00                | 75,900.00            | 128,400.00    | 121,600.00                            |                |
| Insurance Expenses                                     | 400,000.00                | 49,876.25            | 61,198.01     | 338,801.99                            |                |
| Rent/Lease Expenses                                    | 950,000.00                | -                    | 102,204.18    | 847,795.82                            |                |
| Legal Services   | 4,828,000.00              | 4,696.00             | 5,812.00      | 4,822,188.00                          |                |
| Other Professional Services                            | 10,922,000.00             | 902,428.89           | 2,261,861.69  | 8,660,138.31                          |                |
| General Services-Security                              | 4,390,000.00              | -                    | 345,952.36    | 4,044,047.64                          |                |
| General Services-Janitorial                            | 4,260,000.00              | 99,146.70            | 276,572.13    | 3,983,427.87                          |                |
| Advertising Expenses                                   | 272,000.00                | -                    | -             | 272,000.00                            |                |
| Printing & Publication Expenses                        | 58,000.00                 | -                    | -             | 58,000.00                             |                |
| Representation Expenses                                | 788,000.00                | 282,614.97           | 441,207.37    | 346,792.63                            |                |
| Transportation Services                                | 58,000.00                 | 4,726.00             | 4,726.00      | 53,274.00                             |                |
| Subscription Expenses                                  | 248,000.00                | 3,969.63             | 31,319.13     | 216,680.87                            |                |
| ICT Software Subscription Expenses                     | 415,000.00                | -                    | -             | 415,000.00                            |                |
| Other MOOE   | 440,000.00                | 40,338.77            | 100,906.50    | 339,093.50                            |                |
| Sub-total MOOE   | 52,312,000.00             | 2,376,357.63         | 6,203,255.99  | 46,108,744.01                         |                |
| Sub-Total MOOE - Continuing                            | 6,789,195.74              | 1,131,334.73         | 1,131,334.73  | 5,657,861.01                          |                |
| Total MOOE   | 59,101,195.74             | 3,507,692.36         | 7,334,590.72  | 51,766,605.02                         |                |



**STATUS OF ALLOTMENTS, OBLIGATIONS, AND BALANCES**  
**As of MARCH 31, 2022**





Department : Department of Justice  
 Agency : Presidential Commission on Good Government  
 Fund : 101

| P/A/P / ALLOTMENT CLASS / OBJECTIVE<br>OF EXPENDITURE<br>( 1 ) | Allotment<br>Received<br>( 2 ) | Obligations Incurred |               | Unobligated<br>Balance of<br>Allotment<br>(5)=(2)-(4) | Remarks<br>( 6 ) |
|--|--------------------------------|----------------------|---------------|---|------------------|
|  |                                | This Report          | To Date       |   |                  |
|  |                                | ( 3 )                | ( 4 )         |   |                  |
| CURRENT YEAR BUDGET  |                                |                      |               |   |                  |
| A.1.a GAS  |                                |                      |               |   |                  |
| Personal Services  |                                |                      |               |   |                  |
| Salaries (Itemized Positions)                                  | 42,027,185.55                  | 3,741,663.67         | 11,009,787.96 | 31,017,397.59   |                  |
| Salaries & Wages (Casual & Contractual)                        | 5,467,000.00                   | 347,366.79           | 816,393.91    | 4,650,606.09  |                  |
| PERA   | 1,490,727.26                   | 134,000.00           | 407,000.01    | 1,083,727.25  |                  |
| Representation Allowance                                       | 1,140,000.00                   | 97,500.00            | 290,500.00    | 849,500.00  |                  |
| Transportation Allowance                                       | 1,140,000.00                   | 60,750.00            | 175,750.00    | 964,250.00  |                  |
| Mid Year Bonus   | 3,528,606.50                   | -                    | -             | 3,528,606.50  |                  |
| Year End Bonus & Cash Gift                                     | 3,631,000.00                   | -                    | -             | 3,631,000.00  |                  |
| Cash Gift  | 315,000.00                     | -                    | -             | 315,000.00  |                  |
| Clothing   | 378,000.00                     | -                    | -             | 378,000.00  |                  |
| Productivity Enhancement Incentive                             | 315,000.00                     | -                    | -             | 315,000.00  |                  |
| Honoraria  | 600,000.00                     | -                    | -             | 600,000.00  |                  |
| Terminal Leave   | 2,152,480.69                   | 1,670,480.69         | 1,670,480.69  | 482,000.00  |                  |
| Other Personnel Benefits-Step Increment                        | 109,000.00                     | -                    | -             | 109,000.00  |                  |
| Other Personnel Benefits- Loyalty                              | 25,000.00                      | -                    | 15,000.00     | 10,000.00   |                  |
| RLIP   | 5,229,000.00                   | 376,209.46           | 1,066,608.40  | 4,162,391.60  |                  |
| Pag-ibig   | 76,000.00                      | 6,572.58             | 18,801.61     | 57,198.39   |                  |
| Philhealth   | 581,000.00                     | 36,695.36            | 109,784.78    | 471,215.22  |                  |
| ECIP   | 76,000.00                      | 6,200.00             | 12,100.00     | 63,900.00   |                  |
| Sub-total PS   | 68,281,000.00                  | 6,477,438.55         | 15,592,207.36 | 52,688,792.64   |                  |
| Maintenance and Other Operating Expenses                       |                                |                      |               |   |                  |
| Travelling Expense-Local                                       | 248,000.00                     | 5,540.00             | 7,540.00      | 240,460.00  |                  |
| Travelling Expenses-Foreign                                    | 562,000.00                     | -                    | -             | 562,000.00  |                  |
| Communication Exp-Postage & Deliveries                         | 55,000.00                      | 245.00               | 1,997.00      | 53,003.00   |                  |
| Communication Exp-Tel.Landline                                 | 1,014,000.00                   | -                    | 41,527.21     | 972,472.79  |                  |
| Communication Exp-Tel. Mobile                                  | 1,014,000.00                   | 394.00               | 54,393.24     | 959,606.76  |                  |
| Communication Exp-Cable, Satellite, etc.                       | 24,000.00                      | 2,610.00             | 7,159.78      | 16,840.22   |                  |
| Communication Exp-Internet Subscription                        | 112,000.00                     | -                    | 8,998.00      | 103,002.00  |                  |
| Repairs & Maint.-Buildings & Structures                        | 676,000.00                     | 3,092.00             | 4,597.00      | 671,403.00  |                  |
| Repairs & Maint.-Office Equipment                              | 57,000.00                      | 2,359.00             | 2,359.00      | 54,641.00   |                  |
| Repairs & Maint.-Motor Vehicles                                | 164,000.00                     | 6,609.15             | 11,707.15     | 152,292.85  |                  |
| Supplies & Materials   | 1,511,000.00                   | 306,463.00           | 731,470.76    | 779,529.24  |                  |
| Fuel, Oil and Lubricants Expenses                              | 1,688,000.00                   | 9,207.31             | 83,070.67     | 1,604,929.33  |                  |
| ICT Office Supplies  | 89,000.00                      | -                    | -             | 89,000.00   |                  |
| Semi-Expendable-ICT Equipment                                  | 30,000.00                      | -                    | -             | 30,000.00   |                  |
| Semi-Expendable-Printing/Office Equipment                      | 253,000.00                     | 3,845.00             | 3,845.00      | 249,155.00  |                  |
| Utility Expenses-Water   | 274,000.00                     | -                    | 18,182.67     | 255,817.33  |                  |
| Utility Expenses-Electricity                                   | 1,747,000.00                   | -                    | 85,584.82     | 1,661,415.18  |                  |
| Training & Scholarship   | 1,021,000.00                   | -                    | 17,100.00     | 1,003,900.00  |                  |
| Extraordinary & Miscellaneous Expenses                         | 1,660,000.00                   | -                    | 331,329.55    | 1,328,670.45  |                  |
| Taxes, Duties & Fees   | 50,000.00                      | -                    | 7,462.18      | 42,537.82   |                  |
| Fidelity Bond Premiums   | 200,000.00                     | 75,900.00            | 128,400.00    | 71,600.00   |                  |
| Insurance Expense  | 350,000.00                     | 49,876.25            | 61,198.01     | 288,801.99  |                  |
| Rent/Lease Expenses  | 400,000.00                     | -                    | 9,187.36      | 390,812.64  |                  |
| Professional Services  | 2,000,000.00                   | 22,726.36            | 23,326.36     | 1,976,673.64  |                  |
| Security Services  | 4,390,000.00                   | -                    | 345,952.36    | 4,044,047.64  |                  |
| Advertising Expenses   | 33,000.00                      | -                    | -             | 33,000.00   |                  |
| Printing & Publication Expenses                                | 34,000.00                      | -                    | -             | 34,000.00   |                  |
| Representation Expenses  | 562,000.00                     | 227,821.19           | 373,410.44    | 188,589.56  |                  |
| Subscription Expenses  | 188,000.00                     | 3,969.63             | 31,319.13     | 156,680.87  |                  |
| ICT Software Subscription Expenses                             | 415,000.00                     | -                    | -             | 415,000.00  |                  |
| Other MOOE   | 40,000.00                      | 14,550.00            | 14,550.00     | 25,450.00   |                  |
| Sub-total MOOE   | 20,861,000.00                  | 735,207.89           | 2,405,667.69  | 18,455,332.31   |                  |
| Capital Outlay   |                                |                      |               |   |                  |
| ICT Software   | 162,000.00                     | -                    | -             | 162,000.00  |                  |
| ICT Equipment  | 910,000.00                     | -                    | 500,000.00    | 410,000.00  |                  |
| Motor Vehicle  | 4,350,000.00                   | -                    | -             | 4,350,000.00  |                  |
| Sub-total CO   | 5,422,000.00                   | -                    | 500,000.00    | 4,922,000.00  |                  |
| TOTAL GAS  | 94,564,000.00                  | 7,212,646.44         | 18,497,875.05 | 76,066,124.95   |                  |



STATUS OF ALLOTMENTS, OBLIGATIONS, AND BALANCES  
As of MARCH 31, 2022

Department : Department of Justice  
Agency : Presidential Commission on Good Government  
Fund : 101

| P/A/P / ALLOTMENT CLASS / OBJECTIVE<br>OF EXPENDITURE<br>( 1 )   | Allotment<br>Received<br>( 2 ) | Obligations Incurred                                       |                      | Unobligated<br>Balance of<br>(5)=(2)-(4)  | Remarks<br>( 6 ) |
|--|--------------------------------|--|----------------------|---|------------------|
|  |                                | This Report<br>( 3 )                                       | To Date<br>( 4 )     |   |                  |
| <b>A.3.a OPERATIONS</b>  |                                |  |                      |   |                  |
| <b>Personal Services</b>   |                                |  |                      |   |                  |
| Salaries (Itemized Positions)  | 13,645,000.00                  | 1,285,992.00   | 3,903,682.00         | 9,741,318.00  |                  |
| Salaries & Wages (Casual & Contractual)  | 21,633,000.00                  | 1,605,212.06   | 4,931,320.91         | 16,701,679.09   |                  |
| PERA   | 432,000.00                     | 40,000.00  | 122,000.00           | 310,000.00  |                  |
| Representation Allowance   | 336,000.00                     | 42,000.00  | 118,000.00           | 218,000.00  |                  |
| Transportation Allowance   | 336,000.00                     | 42,000.00  | 118,000.00           | 218,000.00  |                  |
| Mid Year Bonus   | 1,137,000.00                   | -  | -                    | 1,137,000.00  |                  |
| Year End Bonus & Cash Gift   | 1,137,000.00                   | -  | -                    | 1,137,000.00  |                  |
| Cash Gift  | 90,000.00                      | -  | -                    | 90,000.00   |                  |
| Clothing   | 108,000.00                     | -  | -                    | 108,000.00  |                  |
| Productivity Enhancement Incentive   | 90,000.00                      | -  | -                    | 90,000.00   |                  |
| Other Personnel Benefits-Step Increment  | 34,000.00                      | -  | -                    | 34,000.00   |                  |
| Other Personnel Benefits- Loyalty  | 5,000.00                       | -  | -                    | 5,000.00  |                  |
| RLIP   | 1,637,000.00                   | 195,074.04   | 559,952.87           | 1,077,047.13  |                  |
| Pag-ibig   | 22,000.00                      | 2,700.00   | 8,201.61             | 13,798.39   |                  |
| Philhealth   | 194,000.00                     | 18,316.55  | 54,360.90            | 139,639.10  |                  |
| ECIP   | 22,000.00                      | 2,600.00   | 5,100.00             | 16,900.00   |                  |
| <b>Sub-total</b>   | <b>40,858,000.00</b>           | <b>3,233,894.65</b>  | <b>9,820,618.29</b>  | <b>31,037,381.71</b>  |                  |
| <b>Maintenance and Other Operating Expenses</b>  |                                |  |                      |   |                  |
| Travelling Expenses-Local  | 654,000.00                     | 24,394.41  | 65,968.41            | 588,031.59  |                  |
| Travelling Expenses-Foreign  | 685,000.00                     | -  | -                    | 685,000.00  |                  |
| Communication Exp-Postage & Deliveries   | 56,000.00                      | 2,709.77   | 5,481.03             | 50,518.97   |                  |
| Communication Exp-Tel.Landline   | 675,000.00                     | 10,415.19  | 21,685.69            | 653,314.31  |                  |
| Communication Exp-Tel. Mobile  | 675,000.00                     | 2,499.00   | 25,258.00            | 649,742.00  |                  |
| Communication Exp-Cable, Satellite, etc.   | 33,000.00                      | -  | -                    | 33,000.00   |                  |
| Communication Exp-Internet Subscription  | 170,000.00                     | 34,776.00  | 52,164.00            | 117,836.00  |                  |
| Repairs & Maint.-Buildings & Structures  | 1,914,000.00                   | -  | 30,700.00            | 1,883,300.00  |                  |
| Repairs & Maint.-Office Equipment  | 384,000.00                     | -  | -                    | 384,000.00  |                  |
| Repairs & Maint.-Motor Vehicles  | 765,000.00                     | 46,148.05  | 78,818.30            | 686,181.70  |                  |
| Supplies & Materials   | 1,180,000.00                   | -  | 45,600.00            | 1,134,400.00  |                  |
| Fuel, Oil and Lubricants Expenses  | 900,000.00                     | 55,992.03  | 89,488.64            | 810,511.36  |                  |
| Utility Expenses-Water   | 675,000.00                     | 16,562.48  | 35,518.11            | 639,481.89  |                  |
| Utility Expenses-Electricity   | 2,248,000.00                   | 376,275.93   | 517,317.31           | 1,730,682.69  |                  |
| Training & Scholarship   | 440,000.00                     | -  | 9,050.00             | 430,950.00  |                  |
| Extraordinary & Miscellaneous Expenses   | 330,000.00                     | -  | 45,200.00            | 284,800.00  |                  |
| Taxes, Duties & Fees   | -                              | -  | -                    | -   |                  |
| Fidelity Bond Premiums   | 50,000.00                      | -  | -                    | 50,000.00   |                  |
| Insurance Expense  | 50,000.00                      | -  | -                    | 50,000.00   |                  |
| Rent/Lease Expenses  | 550,000.00                     | -  | 93,016.82            | 456,983.18  |                  |
| Legal Services   | 4,828,000.00                   | 1,046.00   | 2,162.00             | 4,825,838.00  |                  |
| Other Professional Services  | 8,922,000.00                   | 883,352.53   | 2,242,185.33         | 6,679,814.67  |                  |
| Janitorial Services  | 4,260,000.00                   | 99,146.70  | 276,572.13           | 3,983,427.87  |                  |
| Advertising Expenses   | 239,000.00                     | -  | -                    | 239,000.00  |                  |
| Printing & Publication Expenses  | 24,000.00                      | -  | -                    | 24,000.00   |                  |
| Representation Expenses  | 226,000.00                     | 54,793.78  | 67,796.93            | 158,203.07  |                  |
| Transportation Services  | 58,000.00                      | 4,726.00   | 4,726.00             | 53,274.00   |                  |
| Subscription Expenses  | 60,000.00                      | -  | -                    | 60,000.00   |                  |
| Other MOOE   | 400,000.00                     | 28,311.87  | 88,879.60            | 311,120.40  |                  |
| <b>Sub-total</b>   | <b>31,451,000.00</b>           | <b>1,641,149.74</b>  | <b>3,797,588.30</b>  | <b>27,653,411.70</b>  |                  |
| <b>Capital Outlay</b>  |                                |  |                      |   |                  |
| Sub-total  | -                              | -  | -                    | -   |                  |
| <b>TOTAL OPERATIONS</b>  | <b>72,309,000.00</b>           | <b>4,875,044.39</b>  | <b>13,618,206.59</b> | <b>58,690,793.41</b>  |                  |
| <b>GRAND TOTAL</b>   | <b>166,873,000.00</b>          | <b>12,087,690.83</b>                                       | <b>32,116,081.64</b> | <b>134,756,918.36</b>   |                  |
| Prepared by:            |                                |  |                      |   |                  |
| Recommending Approval:  |                                |  |                      |   |                  |
| Approved by:           |                                |  |                      |   |                  |
| <b>RAQUEL S. BUÑAG</b><br>Budget Officer<br>Date:  |                                | <b>STEPHEN P. TANCHULING</b><br>OIC-Director, FAD<br>Date: |                      | <b>RHODERICK M. PARAYNO</b><br>Commissioner-in-Charge, FAD<br>Date:                   |                  |
|  |                                |  |                      |  |                  |
|  |                                |  |                      | <b>JOHNA A. WGBAYANI</b><br>Chairperson<br>Date:                                      |                  |



**STATUS OF ALLOTMENTS, OBLIGATIONS, AND BALANCES**  
As of March 31, 2022

Department: Department of Justice

Agency/OU: Presidential Commission on Good Government

Fund: 101

| P/A/P / ALLOTMENT CLASS / OBJECTIVE<br>OF EXPENDITURE<br><br>( 1 ) | Allotment<br>Received<br><br>( 2 ) | Obligations Incurred |                     | Unobligated<br>Balance of<br>Allotment<br><br>(5)=(2)-(4) | Remarks<br><br>( 6 ) |
|--|------------------------------------|----------------------|---------------------|---|----------------------|
|  |                                    | This Report          | To Date             |   |                      |
|  |                                    | ( 3 )                | ( 4 )               |   |                      |
| CONTINUING APPROPRIATION-2022 MOOE                                 |                                    |                      |                     |   |                      |
| A.1.a GAS  |                                    |                      |                     |   |                      |
| Travelling Expense-Local   | 206,642.00                         | -                    | -                   | 206,642.00  |                      |
| Travelling Expenses-Foreign  | 62,000.00                          | -                    | -                   | 62,000.00   |                      |
| Communication Exp-Postage  | 40,066.75                          | -                    | -                   | 40,066.75   |                      |
| Communication Exp-Tel. Mobile                                      | 314,229.11                         | 30,534.60            | 30,534.60           | 283,694.51  |                      |
| Communication Exp-Tel.Landline                                     | 143,602.08                         | 43,269.35            | 43,269.35           | 100,332.73  |                      |
| Communication Exp-Internet Expenses                                | 48,078.70                          | 4,499.00             | 4,499.00            | 43,579.70   |                      |
| Communication Exp-Cable, Satellite, etc.                           | -                                  | -                    | -                   | -   |                      |
| Repairs & Maint.-Buildings & Structures                            | 91,904.83                          | -                    | -                   | 91,904.83   |                      |
| Repairs & Maint.-Office Equipment                                  | 34,247.55                          | -                    | -                   | 34,247.55   |                      |
| Repairs & Maint.-Motor Vehicles                                    | 613.00                             | -                    | -                   | 613.00  |                      |
| Supplies & Materials   | -                                  | -                    | -                   | -   |                      |
| Fuel, Oil and Lubricants Expenses                                  | 84,304.24                          | 84,304.24            | 84,304.24           | -   |                      |
| ICT Office Supplies  | 93,000.00                          | 20,000.00            | 20,000.00           | 73,000.00   |                      |
| Semi-Expendable-ICT Equipment                                      | 28,839.00                          | -                    | -                   | 28,839.00   |                      |
| Semi-Expendable-Printing/Office Equipment                          | -                                  | -                    | -                   | -   |                      |
| Rent/Lease Expenses  | 212,743.68                         | 9,676.52             | 9,676.52            | 203,067.16  |                      |
| Utility Expenses-Water   | 87,654.81                          | 16,945.27            | 16,945.27           | 70,709.54   |                      |
| Utility Expenses-Electricity                                       | 288,768.62                         | 202,009.54           | 202,009.54          | 86,759.08   |                      |
| Training & Scholarship   | 317,329.77                         | 9,000.00             | 9,000.00            | 308,329.77  |                      |
| ICT Training Expenses  | 80,000.00                          | -                    | -                   | 80,000.00   |                      |
| Extraordinary & Miscellaneous Expenses                             | 227,363.64                         | 73,800.00            | 73,800.00           | 153,563.64  |                      |
| Taxes, Duties & Fees   | -                                  | -                    | -                   | -   |                      |
| Fidelity Bond Premiums   | -                                  | -                    | -                   | -   |                      |
| Insurance Expense  | 93,848.68                          | 93,848.68            | 93,848.68           | -   |                      |
| Professional Services  | 1,633,248.00                       | -                    | -                   | 1,633,248.00  |                      |
| Security Services  | 238,571.68                         | -                    | -                   | 238,571.68  |                      |
| Advertising Expenses   | 33,000.00                          | -                    | -                   | 33,000.00   |                      |
| Printing & Publication Expenses                                    | 29,942.47                          | -                    | -                   | 29,942.47   |                      |
| Representation Expenses  | -                                  | -                    | -                   | -   |                      |
| Subscription Expenses  | 6,230.37                           | 6,230.37             | 6,230.37            | -   |                      |
| ICT Software Subscription Expenses                                 | 513,000.00                         | -                    | -                   | 513,000.00  |                      |
| Other MOOE   | 11,989.63                          | -                    | -                   | 11,989.63   |                      |
| <b>Total GAS</b>   | <b>4,921,218.61</b>                | <b>594,117.57</b>    | <b>594,117.57</b>   | <b>4,327,101.04</b>                                       |                      |
| A.3.a OPERATIONS   |                                    |                      |                     |   |                      |
| Travelling Expenses-Local  | -                                  | -                    | -                   | -   |                      |
| Travelling Expenses-Foreign  | 185,000.00                         | -                    | -                   | 185,000.00  |                      |
| Communication Exp-Postage  | 43,759.00                          | -                    | -                   | 43,759.00   |                      |
| Communication Exp-Tel. Mobile                                      | -                                  | -                    | -                   | -   |                      |
| Communication Exp-Tel.Landline                                     | -                                  | -                    | -                   | -   |                      |
| Communication Exp-Internet Expenses                                | -                                  | -                    | -                   | -   |                      |
| Communication Exp-Cable, Satellite, etc.                           | 15,612.00                          | -                    | -                   | 15,612.00   |                      |
| Repairs & Maint.-Buildings & Structures                            | -                                  | -                    | -                   | -   |                      |
| Repairs & Maint.-Office Equipment                                  | -                                  | -                    | -                   | -   |                      |
| Repairs & Maint.-Motor Vehicles                                    | 63,593.65                          | 63,593.65            | 63,593.65           | -   |                      |
| Supplies & Materials   | -                                  | -                    | -                   | -   |                      |
| Fuel, Oil and Lubricants Expenses                                  | 8,360.25                           | -                    | -                   | 8,360.25  |                      |
| Semi-Expendable-Furniture & Fixtures                               | -                                  | -                    | -                   | -   |                      |
| Rent/Lease Expenses  | 116,352.12                         | 56,483.83            | 56,483.83           | 59,868.29   |                      |
| Utility Expenses-Water   | -                                  | -                    | -                   | -   |                      |
| Utility Expenses-Electricity                                       | -                                  | -                    | -                   | -   |                      |
| Training & Scholarship   | 247,345.17                         | -                    | -                   | 247,345.17  |                      |
| Extraordinary & Miscellaneous Expenses                             | 49,068.19                          | 33,900.00            | 33,900.00           | 15,168.19   |                      |
| Fidelity Bond Prem. & Other Fees                                   | 48,262.30                          | -                    | -                   | 48,262.30   |                      |
| Professional Services-Legal  | -                                  | -                    | -                   | -   |                      |
| Other Professional Services  | -                                  | -                    | -                   | -   |                      |
| Janitorial Services  | 383,239.68                         | 383,239.68           | 383,239.68          | -   |                      |
| Advertising Expenses   | 239,000.00                         | -                    | -                   | 239,000.00  |                      |
| Printing & Publication Expenses                                    | 24,000.00                          | -                    | -                   | 24,000.00   |                      |
| Representation Expenses  | 540.20                             | -                    | -                   | 540.20  |                      |
| Subscription Expenses  | 60,000.00                          | -                    | -                   | 60,000.00   |                      |
| Transportation & Delivery Expenses                                 | 58,000.00                          | -                    | -                   | 58,000.00   |                      |
| Other MOOE   | 325,844.57                         | -                    | -                   | 325,844.57  |                      |
| <b>Total Operations</b>  | <b>1,867,977.13</b>                | <b>537,217.16</b>    | <b>537,217.16</b>   | <b>1,330,759.97</b>                                       |                      |
| <b>Total MOOE</b>  | <b>6,789,195.74</b>                | <b>1,131,334.73</b>  | <b>1,131,334.73</b> | <b>5,657,861.01</b>                                       |                      |





STATUS OF ALLOTMENTS, OBLIGATIONS, AND BALANCES  
As of March 31, 2022

BAR NO. 4

Department: Department of Justice  
Agency/OU: Presidential Commission on Good Government  
Fund: 101

| P/A/P / ALLOTMENT CLASS / OBJECTIVE<br>OF EXPENDITURE<br><br>( 1 ) | Allotment<br>Received<br><br>( 2 ) | Obligations Incurred |         | Unobligated<br>Balance of<br>Allotment<br><br>(5)=(2)-(4) | Remarks<br><br>( 6 ) |
|--|------------------------------------|----------------------|---------|---|----------------------|
|  |                                    | This Report          | To Date |   |                      |
|  |                                    | ( 3 )                | ( 4 )   |   |                      |

|  |              |              |              |              |  |
|--|--------------|--------------|--------------|--------------|--|
| CONTINUING APPROPRIATION-2022 CAPITAL OUTLAY |              |              |              |              |  |
| -  |              |              |              |              |  |
| A.1.a GAS                                    |              |              |              |              |  |
| Capital Outlay-ICT Software                  | 92,850.16    | -            | -            | 92,850.16    |  |
| Capital Outlay-ICT Equipment                 | 32,386.00    | -            | -            | 32,386.00    |  |
| Total Capital Outlay                         | 125,236.16   | -            | -            | 125,236.16   |  |
| GRAND TOTAL                                  | 6,914,431.90 | 1,131,334.73 | 1,131,334.73 | 5,783,097.17 |  |

|   |   |   |   |
|---|---|---|---|
| Prepared by:  | Recommending Approval:  |   |   |
|  |  |  |  |
| <u>RAQUEL S. BUÑAG</u>  | <u>STEPHEN P. TANCHULING</u>  | <u>RHODERICK M. PARAYNO</u>   | <u>JOHN A. AGBAYANI</u>   |
| Budget Officer  | OIC, Director, FAD  | Commissioner-in-Charge, FAD   | Chairperson   |
| Date:   | Date:   | Date:   | Date:   |



Department : Department of Justice  
Agency/OU : Presidential Commission on Good Government  
Fund : 151

| P/A/P / ALLOTMENT CLASS / OBJECTIVE OF EXPENDITURE<br>( 1 ) | Allotment Received<br>( 2 ) | Obligations Incurred |            | Unobligated Balance of<br>(5)=(2)-(4) | Remarks<br>( 6 ) |
|---|-----------------------------|----------------------|------------|---------------------------------------|------------------|
|   |                             | This Report          | To Date    |                                       |                  |
|   |                             | ( 3 )                | ( 4 )      |                                       |                  |
| CURRENT YEAR BUDGET   |                             |                      |            |                                       |                  |
| Maintenance and Other Operating Expenses                    |                             |                      |            |                                       |                  |
| Travelling Expenses   |                             |                      |            |                                       |                  |
| Local   | 500,000.00                  | 37,200.00            | 37,200.00  | 462,800.00                            |                  |
| Foreign   | 1,000,000.00                | -                    | -          | 1,000,000.00                          |                  |
| Training & Seminar  |                             |                      |            |                                       |                  |
| Supplies & Materials  |                             |                      |            |                                       |                  |
| Utility Expenses  |                             |                      |            |                                       |                  |
| Communication Expenses                                      |                             |                      |            |                                       |                  |
| Survey Expenses   |                             |                      |            |                                       |                  |
| Extraordinary & Miscellaneous Expenses                      |                             |                      |            |                                       |                  |
| Professional Services                                       |                             |                      |            |                                       |                  |
| Legal Services  | 14,300,000.00               | -                    | -          | 14,300,000.00                         |                  |
| Local   | 7,000,000.00                | -                    | -          | 7,000,000.00                          |                  |
| Foreign   | 7,300,000.00                | -                    | -          | 7,300,000.00                          |                  |
| Consultancy Services  | 100,000.00                  | 13,000.00            | 13,000.00  | 87,000.00                             |                  |
| Other Professional Services                                 | 6,000,000.00                | 261,248.18           | 525,823.42 | 5,474,176.58                          |                  |
| General Services  | 1,100,000.00                | 18,178.88            | 43,483.61  | 1,056,516.39                          |                  |
| Rent/Lease  |                             |                      |            |                                       |                  |
| Water, Light & Power  |                             |                      |            |                                       |                  |
| Repairs & Maintenance                                       |                             |                      |            | -                                     |                  |
| Taxes, Ins., Fidelity Bond Prem./Other Fees                 |                             |                      |            | -                                     |                  |
| Other Maintenance & Operating Expenses                      |                             |                      |            |                                       |                  |
| Sub-total   | 23,000,000.00               | 329,627.06           | 619,507.03 | 22,380,492.97                         |                  |
| Capital Outlay  |                             |                      |            |                                       |                  |
| Furniture and Fixtures, Equipment                           |                             |                      |            |                                       |                  |
| Office Equipment  |                             |                      |            |                                       |                  |
| Information and Technology                                  |                             |                      |            |                                       |                  |
| Sub-total   | -                           | -                    | -          |                                       |                  |
| GRAND TOTAL   | 23,000,000.00               | 329,627.06           | 619,507.03 | 22,380,492.97                         |                  |

Approved by:

**JOHN A. AGBAYANI**

Chairperson

Date:



**STATUS OF ALLOTMENTS, OBLIGATIONS, AND BALANCES**  
**As of APRIL 30, 2022**

Department : Department of Justice

Agency : Presidential Commission on Good Government





Fund : 101

| P/A/P / ALLOTMENT CLASS / OBJECT OF EXPENDITURE<br>(1) | Allotment Received<br>(2) | Obligations Incurred |               | Unobligated Balance of<br>(5)=(2)-(4) | Remarks<br>(6) |
|--|---------------------------|----------------------|---------------|---------------------------------------|----------------|
|  |                           | This Report          | To Date       |                                       |                |
|  |                           | (3)                  | (4)           |                                       |                |
| CURRENT YEAR BUDGET                                    |                           |                      |               |                                       |                |
| Personal Services                                      |                           |                      |               |                                       |                |
| Salaries (Itemized Positions)                          | 55,660,185.55             | 4,918,707.01         | 19,832,176.97 | 35,828,008.58                         |                |
| Salaries & Wages (Casual & Contractual)                | 27,100,000.00             | 2,230,063.94         | 7,983,578.76  | 19,116,421.24                         |                |
| PERA   | 1,922,727.26              | 176,000.00           | 705,000.01    | 1,217,727.25                          |                |
| Representation Allowance                               | 1,476,000.00              | 137,000.00           | 545,500.00    | 930,500.00                            |                |
| Transportation Allowance                               | 1,476,000.00              | 102,500.00           | 396,250.00    | 1,079,750.00                          |                |
| Mid Year Bonus   | 4,665,606.50              | -                    | -             | 4,665,606.50                          |                |
| Year End Bonus   | 4,768,000.00              | -                    | -             | 4,768,000.00                          |                |
| Cash Gift  | 405,000.00                | -                    | -             | 405,000.00                            |                |
| Clothing   | 516,000.00                | 516,000.00           | 516,000.00    | -                                     |                |
| Productivity Enhancement Incentive                     | 405,000.00                | -                    | -             | 405,000.00                            |                |
| Honorarium   | 582,000.00                | -                    | -             | 582,000.00                            |                |
| Terminal Leave   | 2,152,480.69              | -                    | 1,670,480.69  | 482,000.00                            |                |
| Other Personnel Benefits-Step Increment                | 143,000.00                | -                    | -             | 143,000.00                            |                |
| Other Personnel Benefits-Loyalty                       | 30,000.00                 | -                    | 15,000.00     | 15,000.00                             |                |
| RLIP   | 6,866,000.00              | 557,050.48           | 2,183,611.75  | 4,682,388.25                          |                |
| Pag-ibig   | 98,000.00                 | 8,800.00             | 35,803.22     | 62,196.78                             |                |
| Philhealth   | 775,000.00                | 53,746.01            | 217,891.69    | 557,108.31                            |                |
| ECIP   | 98,000.00                 | 8,700.00             | 34,500.00     | 63,500.00                             |                |
| Total PS   | 109,139,000.00            | 8,708,567.44         | 34,135,793.09 | 75,003,206.91                         |                |
| Maintenance and Other Operating Expenses               |                           |                      |               |                                       |                |
| Travelling Expenses-Local                              | 902,000.00                | 158,208.00           | 231,716.41    | 670,283.59                            |                |
| Travelling Expenses-Foreign                            | 1,247,000.00              | -                    | -             | 1,247,000.00                          |                |
| Communication Exp-Postage & Deliveries                 | 111,000.00                | 5,111.00             | 12,589.03     | 98,410.97                             |                |
| Communication Exp-Telephone Landline                   | 1,689,000.00              | 888.13               | 70,299.03     | 1,618,700.97                          |                |
| Communication Exp-Telephone Mobile                     | 1,689,000.00              | 800.00               | 74,253.24     | 1,614,746.76                          |                |
| Communication Exp-Cable, Satellite, etc.               | 57,000.00                 | 2,610.00             | 9,769.78      | 47,230.22                             |                |
| Communication Exp-Internet Subscription                | 282,000.00                | -                    | 61,162.00     | 220,838.00                            |                |
| Repairs & Maint.-Buildings & Structures                | 2,590,000.00              | 8,436.00             | 43,733.00     | 2,546,267.00                          |                |
| Repairs & Maint.-Office Equipment                      | 441,000.00                | 1,750.00             | 4,109.00      | 436,891.00                            |                |
| Repairs & Maint.-Motor Vehicles                        | 929,000.00                | 211,789.60           | 302,315.05    | 626,684.95                            |                |
| Office Supplies & Materials                            | 2,651,000.00              | 376,113.59           | 1,143,584.35  | 1,507,415.65                          |                |
| Fuel, Oil and Lubricants Expenses                      | 2,588,000.00              | 175,500.67           | 348,059.98    | 2,239,940.02                          |                |
| ICT Office Equipment                                   | 89,000.00                 | -                    | -             | 89,000.00                             |                |
| Semi-Expendable-Office Equipment                       | 20,000.00                 | 4,800.00             | 8,645.00      | 11,355.00                             |                |
| Semi-Expendable-Furniture & Fixtures                   | 20,000.00                 | 3,930.97             | 13,530.97     | 6,469.03                              |                |
| Semi-Expendable-ICT Equipment                          | 30,000.00                 | -                    | -             | 30,000.00                             |                |
| Semi-Expendable-Printing Equipment                     | 253,000.00                | -                    | -             | 253,000.00                            |                |
| Utility Expenses-Water                                 | 949,000.00                | -                    | 53,700.78     | 895,299.22                            |                |
| Utility Expenses-Electricity                           | 3,995,000.00              | 278,305.27           | 881,207.40    | 3,113,792.60                          |                |
| Training & Scholarship                                 | 1,461,000.00              | -                    | 26,150.00     | 1,434,850.00                          |                |
| Extraordinary & Miscellaneous Expenses                 | 1,990,000.00              | 122,700.00           | 499,229.55    | 1,490,770.45                          |                |
| Taxes, Duties and Fees                                 | 50,000.00                 | 7,457.18             | 17,442.46     | 32,557.54                             |                |
| Fidelity Bond Premiums                                 | 250,000.00                | 22,500.00            | 150,900.00    | 99,100.00                             |                |
| Insurance Expenses                                     | 400,000.00                | 23,212.53            | 84,410.54     | 315,589.46                            |                |
| Rent/Lease Expenses                                    | 950,000.00                | 42,516.58            | 144,720.76    | 805,279.24                            |                |
| Legal Services   | 4,843,000.00              | 1,082.29             | 7,494.29      | 4,835,505.71                          |                |
| Consultancy Services                                   | 2,000,000.00              | 190,000.00           | 700,000.00    | 1,300,000.00                          |                |
| Other Professional Services                            | 8,907,000.00              | 427,634.25           | 2,178,895.94  | 6,728,104.06                          |                |
| General Services-Security                              | 4,390,000.00              | 345,952.36           | 691,904.72    | 3,698,095.28                          |                |
| General Services-Janitorial                            | 4,260,000.00              | 187,441.97           | 464,014.10    | 3,795,985.90                          |                |
| Advertising Expenses                                   | 272,000.00                | -                    | -             | 272,000.00                            |                |
| Printing & Publication Expenses                        | 58,000.00                 | -                    | -             | 58,000.00                             |                |
| Representation Expenses                                | 788,000.00                | 181,737.08           | 622,944.45    | 165,055.55                            |                |
| Transportation Services                                | 58,000.00                 | 2,090.00             | 6,816.00      | 51,184.00                             |                |
| Subscription Expenses                                  | 248,000.00                | 11,309.00            | 42,628.13     | 205,371.87                            |                |
| ICT Software Subscription Expenses                     | 415,000.00                | -                    | -             | 415,000.00                            |                |
| Other MOOE   | 440,000.00                | 17,870.77            | 118,777.27    | 321,222.73                            |                |
| Sub-total MOOE   | 52,312,000.00             | 2,811,747.24         | 9,015,003.23  | 43,296,996.77                         |                |
| Sub-Total MOOE - Continuing                            | 6,789,195.74              | 855,091.98           | 1,986,426.71  | 4,802,769.03                          |                |
| Total MOOE   | 59,101,195.74             | 3,666,839.22         | 11,001,429.94 | 48,099,765.80                         |                |



STATUS OF ALLOTMENTS, OBLIGATIONS, AND BALANCES  
As of APRIL 30, 2022

Department : Department of Justice  
Agency : Presidential Commission on Good Government  
Fund : 101

| P/A/P / ALLOTMENT CLASS / OBJECT OF EXPENDITURE<br>( 1 )   | Allotment Received<br>( 2 ) | Obligations Incurred |               | Unobligated Balance of<br>(5)=(2)-(4) | Remarks<br>( 6 ) |
|--|-----------------------------|----------------------|---------------|---------------------------------------|------------------|
|  |                             | This Report          | To Date       |                                       |                  |
|  |                             | ( 3 )                | ( 4 )         |                                       |                  |
| CURRENT YEAR BUDGET  |                             |                      |               |                                       |                  |
| q  |                             |                      |               |                                       |                  |
| Capital Outlay   |                             |                      |               |                                       |                  |
| ICT Software   | 162,000.00                  | 81,995.00            | 81,995.00     | 80,005.00                             |                  |
| ICT Equipment  | 910,000.00                  | -                    | 500,000.00    | 410,000.00                            |                  |
| Motor Vehicles   | 4,350,000.00                | -                    | -             | 4,350,000.00                          |                  |
| Sub-total CO   | 5,422,000.00                | 81,995.00            | 581,995.00    | 4,840,005.00                          |                  |
| Sub-total CO - Continuing  | 125,236.16                  | -                    | -             | 125,236.16                            |                  |
| Total CO   | 5,547,236.16                | 81,995.00            | 581,995.00    | 4,965,241.16                          |                  |
| GRAND TOTAL  | 173,787,431.90              | 12,457,401.66        | 45,719,218.03 | 128,068,213.87                        |                  |
| Prepared by:  RAQUEL S. BUÑAG<br>Budget Officer,<br>Date: 5/18/2022                   |                             |                      |               |                                       |                  |
| Recommending Approval:  STEPHEN P. TANCHULING<br>OIC-Director, FAD<br>Date: 5/18/2022 |                             |                      |               |                                       |                  |
| Approved by:  RHODERICK M. PARAYNO<br>Commissioner-in-Charge, FAD<br>Date: 5/20/22   |                             |                      |               |                                       |                  |
|  JOHN A. AGBAYANI<br>Chairperson<br>Date:   |                             |                      |               |                                       |                  |



**STATUS OF ALLOTMENTS, OBLIGATIONS, AND BALANCES**  
**As of APRIL 30, 2022**





Department : Department of Justice  
 Agency : Presidential Commission on Good Government  
 Fund : 101

| P/A/P / ALLOTMENT CLASS / OBJECTIVE<br>OF EXPENDITURE<br>( 1 ) | Allotment<br>Received<br>( 2 ) | Obligations Incurred |               | Unobligated<br>Balance of<br>Allotment<br>(5)=(2)-(4) | Remarks<br>( 6 ) |
|--|--------------------------------|----------------------|---------------|---|------------------|
|  |                                | This Report          | To Date       |   |                  |
|  |                                | ( 3 )                | ( 4 )         |   |                  |
| CURRENT YEAR BUDGET  |                                |                      |               |   |                  |
| A.1.a GAS  |                                |                      |               |   |                  |
| Personal Services  |                                |                      |               |   |                  |
| Salaries (Itemized Positions)                                  | 42,027,185.55                  | 3,632,715.01         | 14,642,502.97 | 27,384,682.58   |                  |
| Salaries & Wages (Casual & Contractual)                        | 5,467,000.00                   | 356,550.53           | 1,174,044.44  | 4,292,955.56  | *                |
| PERA   | 1,490,727.26                   | 136,000.00           | 543,000.01    | 947,727.25  |                  |
| Representation Allowance                                       | 1,140,000.00                   | 95,000.00            | 385,500.00    | 754,500.00  |                  |
| Transportation Allowance                                       | 1,140,000.00                   | 60,500.00            | 236,250.00    | 903,750.00  |                  |
| Mid Year Bonus   | 3,528,606.50                   | -                    | -             | 3,528,606.50  |                  |
| Year End Bonus & Cash Gift                                     | 3,631,000.00                   | -                    | -             | 3,631,000.00  |                  |
| Cash Gift  | 315,000.00                     | -                    | -             | 315,000.00  |                  |
| Clothing   | 396,000.00                     | 396,000.00           | 396,000.00    | -   |                  |
| Productivity Enhancement Incentive                             | 315,000.00                     | -                    | -             | 315,000.00  |                  |
| Honoraria  | 582,000.00                     | -                    | -             | 582,000.00  |                  |
| Terminal Leave   | 2,152,480.69                   | -                    | 1,670,480.69  | 482,000.00  |                  |
| Other Personnel Benefits-Step Increment                        | 109,000.00                     | -                    | -             | 109,000.00  |                  |
| Other Personnel Benefits- Loyalty                              | 25,000.00                      | -                    | 15,000.00     | 10,000.00   |                  |
| RLIP   | 5,229,000.00                   | 359,819.63           | 1,426,428.03  | 3,802,571.97  |                  |
| Pag-ibig   | 76,000.00                      | 6,100.00             | 24,901.61     | 51,098.39   |                  |
| Philhealth   | 581,000.00                     | 35,780.28            | 145,565.06    | 435,434.94  |                  |
| ECIP   | 76,000.00                      | 6,100.00             | 24,000.00     | 52,000.00   |                  |
| Sub-total PS   | 68,281,000.00                  | 5,084,565.45         | 20,683,672.81 | 47,597,327.19   |                  |
| Maintenance and Other Operating Expenses                       |                                |                      |               |   |                  |
| Travelling Expense-Local                                       | 248,000.00                     | 149.00               | 7,689.00      | 240,311.00  |                  |
| Travelling Expenses-Foreign                                    | 562,000.00                     | -                    | -             | 562,000.00  |                  |
| Communication Exp-Postage & Deliveries                         | 55,000.00                      | 1,136.00             | 3,133.00      | 51,867.00   |                  |
| Communication Exp-Tel.Landline                                 | 1,014,000.00                   | -                    | 45,226.21     | 968,773.79  |                  |
| Communication Exp-Tel. Mobile                                  | 1,014,000.00                   | -                    | 50,694.24     | 963,305.76  |                  |
| Communication Exp-Cable, Satellite, etc.                       | 24,000.00                      | 2,610.00             | 9,769.78      | 14,230.22   |                  |
| Communication Exp-Internet Subscription                        | 112,000.00                     | -                    | 8,998.00      | 103,002.00  |                  |
| Repairs & Maint.-Buildings & Structures                        | 676,000.00                     | 6,673.50             | 11,270.50     | 664,729.50  |                  |
| Repairs & Maint.-Office Equipment                              | 57,000.00                      | 1,750.00             | 4,109.00      | 52,891.00   |                  |
| Repairs & Maint.-Motor Vehicles                                | 164,000.00                     | 70,088.00            | 81,795.15     | 82,204.85   |                  |
| Supplies & Materials   | 1,471,000.00                   | 366,659.25           | 1,088,530.01  | 382,469.99  |                  |
| Fuel, Oil and Lubricants Expenses                              | 1,688,000.00                   | 130,955.73           | 214,026.40    | 1,473,973.60  |                  |
| ICT Office Supplies  | 89,000.00                      | -                    | -             | 89,000.00   |                  |
| Semi-Expendable-Office Equipment                               | 20,000.00                      | 4,800.00             | 8,645.00      | 11,355.00   |                  |
| Semi-Expendable-Furniture & Fixtures                           | 20,000.00                      | 3,930.97             | 13,530.97     | 6,469.03  |                  |
| Semi-Expendable-ICT Equipment                                  | 30,000.00                      | -                    | -             | 30,000.00   |                  |
| Semi-Expendable-Printing Equipment                             | 253,000.00                     | -                    | -             | 253,000.00  |                  |
| Utility Expenses-Water   | 274,000.00                     | -                    | 18,182.67     | 255,817.33  |                  |
| Utility Expenses-Electricity                                   | 1,747,000.00                   | 29,455.10            | 115,039.92    | 1,631,960.08  |                  |
| Training & Scholarship   | 1,021,000.00                   | -                    | 17,100.00     | 1,003,900.00  |                  |
| Extraordinary & Miscellaneous Expenses                         | 1,660,000.00                   | 88,800.00            | 420,129.55    | 1,239,870.45  |                  |
| Taxes, Duties & Fees   | 50,000.00                      | 7,457.18             | 14,919.36     | 35,080.64   |                  |
| Fidelity Bond Premiums   | 200,000.00                     | 22,500.00            | 150,900.00    | 49,100.00   |                  |
| Insurance Expense  | 350,000.00                     | 23,212.53            | 84,410.54     | 265,589.46  |                  |
| Rent/Lease Expenses  | 400,000.00                     | 20,380.14            | 29,567.50     | 370,432.50  |                  |
| Professional Services  | 1,985,000.00                   | -                    | 19,076.36     | 1,965,923.64  |                  |
| Legal Services   | 15,000.00                      | 814.29               | 5,064.29      | 9,935.71  |                  |
| Security Services  | 4,390,000.00                   | 345,952.36           | 691,904.72    | 3,698,095.28  |                  |
| Advertising Expenses   | 33,000.00                      | -                    | -             | 33,000.00   |                  |
| Printing & Publication Expenses                                | 34,000.00                      | -                    | -             | 34,000.00   |                  |
| Representation Expenses  | 562,000.00                     | 153,782.05           | 527,192.49    | 34,807.51   |                  |
| Subscription Expenses  | 188,000.00                     | 11,309.00            | 42,628.13     | 145,371.87  |                  |
| ICT Software Subscription Expenses                             | 415,000.00                     | -                    | -             | 415,000.00  |                  |
| Other MOOE   | 40,000.00                      | -                    | 14,550.00     | 25,450.00   |                  |
| Sub-total MOOE   | 20,861,000.00                  | 1,292,415.10         | 3,698,082.79  | 17,162,917.21   |                  |
| Capital Outlay   |                                |                      |               |   |                  |
| ICT Software   | 162,000.00                     | 81,995.00            | 81,995.00     | 80,005.00   |                  |
| ICT Equipment  | 910,000.00                     | -                    | 500,000.00    | 410,000.00  |                  |
| Motor Vehicle  | 4,350,000.00                   | -                    | -             | 4,350,000.00  |                  |
| Sub-total CO   | 5,422,000.00                   | 81,995.00            | 581,995.00    | 4,840,005.00  |                  |
| TOTAL GAS  | 94,564,000.00                  | 6,458,975.55         | 24,963,750.60 | 69,600,249.40   |                  |



**STATUS OF ALLOTMENTS, OBLIGATIONS, AND BALANCES**  
**As of APRIL 30, 2022**

Department : Department of Justice  
Agency : Presidential Commission on Good Government  
Fund : 101

| P/A/P / ALLOTMENT CLASS / OBJECTIVE<br>OF EXPENDITURE<br>( 1 )   | Allotment<br>Received<br>( 2 ) | Obligations Incurred |                      | Unobligated<br>Balance of<br>(5)=(2)-(4) | Remarks<br>( 6 ) |
|--|--------------------------------|----------------------|----------------------|--|------------------|
|  |                                | This Report<br>( 3 ) | To Date<br>( 4 )     |  |                  |
| <b>A.3.a OPERATIONS</b>  |                                |                      |                      |  |                  |
| <b>Personal Services</b>   |                                |                      |                      |  |                  |
| Salaries (Itemized Positions)  | 13,633,000.00                  | 1,285,992.00         | 5,189,674.00         | 8,443,326.00                             |                  |
| Salaries & Wages (Casual & Contractual)  | 21,633,000.00                  | 1,873,513.41         | 6,809,534.32         | 14,823,465.68                            | *                |
| PERA   | 432,000.00                     | 40,000.00            | 162,000.00           | 270,000.00                               |                  |
| Representation Allowance   | 336,000.00                     | 42,000.00            | 160,000.00           | 176,000.00                               |                  |
| Transportation Allowance   | 336,000.00                     | 42,000.00            | 160,000.00           | 176,000.00                               |                  |
| Mid Year Bonus   | 1,137,000.00                   | -                    | -                    | 1,137,000.00                             |                  |
| Year End Bonus & Cash Gift   | 1,137,000.00                   | -                    | -                    | 1,137,000.00                             |                  |
| Cash Gift  | 90,000.00                      | -                    | -                    | 90,000.00                                |                  |
| Clothing   | 120,000.00                     | 120,000.00           | 120,000.00           | -  |                  |
| Productivity Enhancement Incentive   | 90,000.00                      | -                    | -                    | 90,000.00                                |                  |
| Other Personnel Benefits-Step Increment  | 34,000.00                      | -                    | -                    | 34,000.00                                |                  |
| Other Personnel Benefits- Loyalty  | 5,000.00                       | -                    | -                    | 5,000.00                                 |                  |
| RLIP   | 1,637,000.00                   | 197,230.85           | 757,183.72           | 879,816.28                               |                  |
| Pag-ibig   | 22,000.00                      | 2,700.00             | 10,901.61            | 11,098.39                                |                  |
| Philhealth   | 194,000.00                     | 17,965.73            | 72,326.63            | 121,673.37                               |                  |
| ECIP   | 22,000.00                      | 2,600.00             | 10,500.00            | 11,500.00                                |                  |
| <b>Sub-total PS</b>  | <b>40,858,000.00</b>           | <b>3,624,001.99</b>  | <b>13,452,120.28</b> | <b>27,405,879.72</b>                     |                  |
| <b>Maintenance and Other Operating Expenses</b>  |                                |                      |                      |  |                  |
| Travelling Expenses-Local  | 654,000.00                     | 158,059.00           | 224,027.41           | 429,972.59                               |                  |
| Travelling Expenses-Foreign  | 685,000.00                     | -                    | -                    | 685,000.00                               |                  |
| Communication Exp-Postage & Deliveries   | 56,000.00                      | 3,975.00             | 9,456.03             | 46,543.97                                |                  |
| Communication Exp-Tel.Landline   | 675,000.00                     | 888.13               | 25,072.82            | 649,927.18                               |                  |
| Communication Exp-Tel. Mobile  | 675,000.00                     | 800.00               | 23,559.00            | 651,441.00                               |                  |
| Communication Exp-Cable, Satellite, etc.   | 33,000.00                      | -                    | -                    | 33,000.00                                |                  |
| Communication Exp-Internet Subscription  | 170,000.00                     | -                    | 52,164.00            | 117,836.00                               |                  |
| Repairs & Maint.-Buildings & Structures  | 1,914,000.00                   | 1,762.50             | 32,462.50            | 1,881,537.50                             |                  |
| Repairs & Maint.-Office Equipment  | 384,000.00                     | -                    | -                    | 384,000.00                               |                  |
| Repairs & Maint.-Motor Vehicles  | 765,000.00                     | 141,701.60           | 220,519.90           | 544,480.10                               |                  |
| Supplies & Materials   | 1,180,000.00                   | 9,454.34             | 55,054.34            | 1,124,945.66                             |                  |
| Fuel, Oil and Lubricants Expenses  | 900,000.00                     | 44,544.94            | 134,033.58           | 765,966.42                               |                  |
| Utility Expenses-Water   | 675,000.00                     | -                    | 35,518.11            | 639,481.89                               |                  |
| Utility Expenses-Electricity   | 2,248,000.00                   | 248,850.17           | 766,167.48           | 1,481,832.52                             |                  |
| Training & Scholarship   | 440,000.00                     | -                    | 9,050.00             | 430,950.00                               |                  |
| Extraordinary & Miscellaneous Expenses   | 330,000.00                     | 33,900.00            | 79,100.00            | 250,900.00                               |                  |
| Taxes, Duties & Fees   | -                              | -                    | 2,523.10             | (2,523.10)                               |                  |
| Fidelity Bond Premiums   | 50,000.00                      | -                    | -                    | 50,000.00                                |                  |
| Insurance Expense  | 50,000.00                      | -                    | -                    | 50,000.00                                |                  |
| Rent/Lease Expenses  | 550,000.00                     | 22,136.44            | 115,153.26           | 434,846.74                               |                  |
| Legal Services   | 4,828,000.00                   | 268.00               | 2,430.00             | 4,825,570.00                             |                  |
| Consultancy Services   | 2,000,000.00                   | 190,000.00           | 700,000.00           | 1,300,000.00                             |                  |
| Other Professional Services  | 6,922,000.00                   | 427,634.25           | 2,159,819.58         | 4,762,180.42                             |                  |
| Janitorial Services  | 4,260,000.00                   | 187,441.97           | 464,014.10           | 3,795,985.90                             |                  |
| Advertising Expenses   | 239,000.00                     | -                    | -                    | 239,000.00                               |                  |
| Printing & Publication Expenses  | 24,000.00                      | -                    | -                    | 24,000.00                                |                  |
| Representation Expenses  | 226,000.00                     | 27,955.03            | 95,751.96            | 130,248.04                               |                  |
| Transportation Services  | 58,000.00                      | 2,090.00             | 6,816.00             | 51,184.00                                |                  |
| Subscription Expenses  | 60,000.00                      | -                    | -                    | 60,000.00                                |                  |
| Other MOOE   | 400,000.00                     | 17,870.77            | 104,227.27           | 295,772.73                               |                  |
| <b>Sub-total MOOE</b>  | <b>31,451,000.00</b>           | <b>1,519,332.14</b>  | <b>5,316,920.44</b>  | <b>26,134,079.56</b>                     |                  |
| <b>Capital Outlay</b>  |                                |                      |                      |  |                  |
| Sub-total  | -                              | -                    | -                    | -  |                  |
| <b>TOTAL OPERATIONS</b>  | <b>72,309,000.00</b>           | <b>5,143,334.13</b>  | <b>18,769,040.72</b> | <b>53,539,959.28</b>                     |                  |
| <b>GRAND TOTAL</b>   | <b>166,873,000.00</b>          | <b>11,602,309.68</b> | <b>43,732,791.32</b> | <b>123,140,208.68</b>                    |                  |
| Prepared by: <br><b>RAQUEL S. BUÑAG</b><br>Budget Officer<br>Date: 5/18/2022                    |                                |                      |                      |  |                  |
| Recommending Approval: <br><b>STEPHEN P. TANCHULING</b><br>OIC-Director, FAD<br>Date: 5/18/2022 |                                |                      |                      |  |                  |
| Approved by: <br><b>RHODERICK M. PARAYNO</b><br>Commissioner-in-Charge, FAD<br>Date: 5/20/22   |                                |                      |                      |  |                  |
| Approved by: <br><b>JOHN A. AGBAYANI</b><br>Chairperson<br>Date:                              |                                |                      |                      |  |                  |



**STATUS OF ALLOTMENTS, OBLIGATIONS, AND BALANCES**  
**As of April 30, 2022**


Department: **Department of Justice**  
 Agency/OU: **Presidential Commission on Good Government**  
 Fund: **101**

| P/A/P / ALLOTMENT CLASS / OBJECTIVE<br>OF EXPENDITURE<br><br>( 1 ) | Allotment<br>Received<br><br>( 2 ) | Obligations Incurred |                     | Unobligated<br>Balance of<br>Allotment<br><br>(5)=(2)-(4) | Remarks<br><br>( 6 ) |
|--|------------------------------------|----------------------|---------------------|---|----------------------|
|  |                                    | This Report          | To Date             |   |                      |
|  |                                    | ( 3 )                | ( 4 )               |   |                      |
| CONTINUING APPROPRIATION-2022 MOOE                                 |                                    |                      |                     |   |                      |
| A.1.a GAS  |                                    |                      |                     |   |                      |
| Travelling Expense-Local   | 206,642.00                         | 97,400.00            | 97,400.00           | 109,242.00  |                      |
| Travelling Expenses-Foreign  | 62,000.00                          | -                    | -                   | 62,000.00   |                      |
| Communication Exp-Postage  | 40,066.75                          | -                    | -                   | 40,066.75   |                      |
| Communication Exp-Tel. Mobile                                      | 314,229.11                         | 102,231.64           | 132,766.24          | 181,462.87  |                      |
| Communication Exp-Tel.Landline                                     | 143,602.08                         | 98,874.65            | 142,144.00          | 1,458.08  |                      |
| Communication Exp-Internet Expenses                                | 48,078.70                          | 21,887.00            | 26,386.00           | 21,692.70   |                      |
| Communication Exp-Cable, Satellite, etc.                           | -                                  | -                    | -                   | -   |                      |
| Repairs & Maint.-Buildings & Structures                            | 91,904.83                          | 34,282.50            | 34,282.50           | 57,622.33   |                      |
| Repairs & Maint.-Office Equipment                                  | 34,247.55                          | -                    | -                   | 34,247.55   |                      |
| Repairs & Maint.-Motor Vehicles                                    | 613.00                             | -                    | -                   | 613.00  |                      |
| Supplies & Materials   | -                                  | -                    | -                   | -   |                      |
| Fuel, Oil and Lubricants Expenses                                  | 84,304.24                          | -                    | 84,304.24           | -   |                      |
| ICT Office Supplies  | 93,000.00                          | 73,000.00            | 93,000.00           | -   |                      |
| Semi-Expendable-ICT Equipment                                      | 28,839.00                          | -                    | -                   | 28,839.00   |                      |
| Semi-Expendable-Printing/Office Equipment                          | -                                  | -                    | -                   | -   |                      |
| Rent/Lease Expenses  | 212,743.68                         | 2,611.28             | 12,287.80           | 200,455.88  |                      |
| Utility Expenses-Water   | 87,654.81                          | 43,837.34            | 60,782.61           | 26,872.20   |                      |
| Utility Expenses-Electricity                                       | 288,768.62                         | 86,759.08            | 288,768.62          | -   |                      |
| Training & Scholarship   | 317,329.77                         | 43,000.00            | 52,000.00           | 265,329.77  |                      |
| ICT Training Expenses  | 80,000.00                          | 80,000.00            | 80,000.00           | -   |                      |
| Extraordinary & Miscellaneous Expenses                             | 227,363.64                         | 147,720.00           | 221,520.00          | 5,843.64  |                      |
| Taxes, Duties & Fees   | -                                  | -                    | -                   | -   |                      |
| Fidelity Bond Premiums   | -                                  | -                    | -                   | -   |                      |
| Insurance Expense  | 93,848.68                          | -                    | 93,848.68           | -   |                      |
| Professional Services  | 1,633,248.00                       | -                    | -                   | 1,633,248.00  |                      |
| Security Services  | 238,571.68                         | -                    | -                   | 238,571.68  |                      |
| Advertising Expenses   | 33,000.00                          | -                    | -                   | 33,000.00   |                      |
| Printing & Publication Expenses                                    | 29,942.47                          | -                    | -                   | 29,942.47   |                      |
| Representation Expenses  | -                                  | -                    | -                   | -   |                      |
| Subscription Expenses  | 6,230.37                           | -                    | 6,230.37            | -   |                      |
| ICT Software Subscription Expenses                                 | 513,000.00                         | 23,488.49            | 23,488.49           | 489,511.51  |                      |
| Other MOOE   | 11,989.63                          | -                    | -                   | 11,989.63   |                      |
| <b>Total GAS</b>   | <b>4,921,218.61</b>                | <b>855,091.98</b>    | <b>1,449,209.55</b> | <b>3,472,009.06</b>                                       |                      |
| A.3.a OPERATIONS   |                                    |                      |                     |   |                      |
| Travelling Expenses-Local  | -                                  | -                    | -                   | -   |                      |
| Travelling Expenses-Foreign  | 185,000.00                         | -                    | -                   | 185,000.00  |                      |
| Communication Exp-Postage  | 43,759.00                          | -                    | -                   | 43,759.00   |                      |
| Communication Exp-Tel. Mobile                                      | -                                  | -                    | -                   | -   |                      |
| Communication Exp-Tel.Landline                                     | -                                  | -                    | -                   | -   |                      |
| Communication Exp-Internet Expenses                                | -                                  | -                    | -                   | -   |                      |
| Communication Exp-Cable, Satellite, etc.                           | 15,612.00                          | -                    | -                   | 15,612.00   |                      |
| Repairs & Maint.-Buildings & Structures                            | -                                  | -                    | -                   | -   |                      |
| Repairs & Maint.-Office Equipment                                  | -                                  | -                    | -                   | -   |                      |
| Repairs & Maint.-Motor Vehicles                                    | 63,593.65                          | -                    | 63,593.65           | -   |                      |
| Supplies & Materials   | -                                  | -                    | -                   | -   |                      |
| Fuel, Oil and Lubricants Expenses                                  | 8,360.25                           | -                    | -                   | 8,360.25  |                      |
| Semi-Expendable-Furniture & Fixtures                               | -                                  | -                    | -                   | -   |                      |
| Rent/Lease Expenses  | 116,352.12                         | -                    | 56,483.83           | 59,868.29   |                      |
| Utility Expenses-Water   | -                                  | -                    | -                   | -   |                      |
| Utility Expenses-Electricity                                       | -                                  | -                    | -                   | -   |                      |
| Training & Scholarship   | 247,345.17                         | -                    | -                   | 247,345.17  |                      |
| Extraordinary & Miscellaneous Expenses                             | 49,068.19                          | -                    | 33,900.00           | 15,168.19   |                      |
| Fidelity Bond Prem. & Other Fees                                   | 48,262.30                          | -                    | -                   | 48,262.30   |                      |
| Professional Services-Legal  | -                                  | -                    | -                   | -   |                      |
| Other Professional Services  | -                                  | -                    | -                   | -   |                      |
| Janitorial Services  | 383,239.68                         | -                    | 383,239.68          | -   |                      |
| Advertising Expenses   | 239,000.00                         | -                    | -                   | 239,000.00  |                      |
| Printing & Publication Expenses                                    | 24,000.00                          | -                    | -                   | 24,000.00   |                      |
| Representation Expenses  | 540.20                             | -                    | -                   | 540.20  |                      |
| Subscription Expenses  | 60,000.00                          | -                    | -                   | 60,000.00   |                      |
| Transportation & Delivery Expenses                                 | 58,000.00                          | -                    | -                   | 58,000.00   |                      |
| Other MOOE   | 325,844.57                         | -                    | -                   | 325,844.57  |                      |
| <b>Total Operations</b>  | <b>1,867,977.13</b>                | <b>-</b>             | <b>537,217.16</b>   | <b>1,330,759.97</b>                                       |                      |
| <b>Total MOOE</b>  | <b>6,789,195.74</b>                | <b>855,091.98</b>    | <b>1,986,426.71</b> | <b>4,802,769.03</b>                                       |                      |

Fund: 101

| PIA/P / ALLOTMENT CLASS / OBJECTIVE<br>OF EXPENDITURE<br><br>( 1 ) | Allotment<br>Received<br><br>( 2 ) | Obligations Incurred |              | Unobligated<br>Balance of<br>Allotment<br><br>(5)=(2)-(4) | Remarks<br><br>( 6 ) |
|--|------------------------------------|----------------------|--------------|---|----------------------|
|  |                                    | This Report          | To Date      |   |                      |
|  |                                    | ( 3 )                | ( 4 )        |   |                      |
| CONTINUING APPROPRIATION-2022 CAPITAL OUTLAY                       |                                    |                      |              |   |                      |
| A.1.a GAS  |                                    |                      |              |   |                      |
| Capital Outlay-ICT Software  | 92,850.16                          | -                    | -            | 92,850.16   |                      |
| Capital Outlay-ICT Equipment                                       | 32,386.00                          | -                    | -            | 32,386.00   |                      |
| Total Capital Outlay   | 125,236.16                         | -                    | -            | 125,236.16  |                      |
| GRAND TOTAL  | 6,914,431.90                       | 855,091.98           | 1,986,426.71 | 4,928,005.19  |                      |

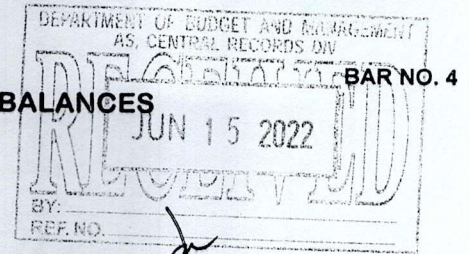
**Recommending Approval:**

  
**JOHN A. AGBAYANI**  
Chairperson  
Date:



**STATUS OF ALLOTMENTS, OBLIGATIONS, AND BALANCES**  
**As of MAY 31, 2022**

Department : Department of Justice  
Agency : Presidential Commission on Good Government  
Fund : 101



| P/A/P / ALLOTMENT CLASS / OBJECT OF EXPENDITURE<br>(1) | Allotment Received<br>(2) | Obligations Incurred |               | Unobligated Balance of<br>(5)=(2)-(4) | Remarks<br>(6) |
|--|---------------------------|----------------------|---------------|---------------------------------------|----------------|
|  |                           | This Report          | To Date       |                                       |                |
|  |                           | (3)                  | (4)           |                                       |                |
| CURRENT YEAR BUDGET                                    |                           |                      |               |                                       |                |
| Personal Services                                      |                           |                      |               |                                       |                |
| Salaries (Itemized Positions)                          | 55,589,585.55             | 4,912,216.93         | 24,744,393.90 | 30,845,191.65                         |                |
| Salaries & Wages (Casual & Contractual)                | 27,100,000.00             | 3,403,264.73         | 11,386,843.49 | 15,713,156.51                         |                |
| PERA   | 1,922,727.26              | 174,363.64           | 879,363.65    | 1,043,363.61                          |                |
| Representation Allowance                               | 1,476,000.00              | 147,000.00           | 692,500.00    | 783,500.00                            |                |
| Transportation Allowance                               | 1,476,000.00              | 108,000.00           | 504,250.00    | 971,750.00                            |                |
| Mid Year Bonus   | 4,850,706.50              | 4,850,584.00         | 4,850,584.00  | 122.50                                |                |
| Year End Bonus   | 4,768,000.00              | -                    | -             | 4,768,000.00                          |                |
| Cash Gift  | 405,000.00                | -                    | -             | 405,000.00                            |                |
| Clothing   | 516,000.00                | -                    | 516,000.00    | -                                     |                |
| Productivity Enhancement Incentive                     | 405,000.00                | -                    | -             | 405,000.00                            |                |
| Honorarium   | 467,500.00                | -                    | -             | 467,500.00                            |                |
| Terminal Leave   | 2,152,480.69              | 407,682.86           | 2,078,163.55  | 74,317.14                             |                |
| Other Personnel Benefits-Step Increment                | 143,000.00                | 556.82               | 556.82        | 142,443.18                            |                |
| Other Personnel Benefits-Loyalty                       | 30,000.00                 | -                    | 15,000.00     | 15,000.00                             |                |
| RLIP   | 6,866,000.00              | 537,499.21           | 2,721,110.96  | 4,144,889.04                          |                |
| Pag-ibig   | 98,000.00                 | 8,650.00             | 44,453.22     | 53,546.78                             |                |
| Philhealth   | 775,000.00                | 56,045.80            | 273,937.49    | 501,062.51                            |                |
| ECIP   | 98,000.00                 | 8,500.00             | 43,000.00     | 55,000.00                             |                |
| Total PS   | 109,139,000.00            | 14,614,363.99        | 48,750,157.08 | 60,388,842.92                         |                |
| Maintenance and Other Operating Expenses               |                           |                      |               |                                       |                |
| Travelling Expenses-Local                              | 902,000.00                | 11,844.00            | 243,560.41    | 658,439.59                            |                |
| Travelling Expenses-Foreign                            | 1,247,000.00              | -                    | -             | 1,247,000.00                          |                |
| Communication Exp-Postage & Deliveries                 | 111,000.00                | 2,352.00             | 14,941.03     | 96,058.97                             |                |
| Communication Exp-Telephone Landline                   | 1,689,000.00              | -                    | 70,299.03     | 1,618,700.97                          |                |
| Communication Exp-Telephone Mobile                     | 1,689,000.00              | 94,371.00            | 168,624.24    | 1,520,375.76                          |                |
| Communication Exp-Cable, Satellite, etc.               | 57,000.00                 | 870.00               | 10,639.78     | 46,360.22                             |                |
| Communication Exp-Internet Subscription                | 282,000.00                | 17,388.00            | 78,550.00     | 203,450.00                            |                |
| Repairs & Maint.-Buildings & Structures                | 2,590,000.00              | 25,137.30            | 68,870.30     | 2,521,129.70                          |                |
| Repairs & Maint.-Office Equipment                      | 441,000.00                | 7,200.00             | 11,309.00     | 429,691.00                            |                |
| Repairs & Maint.-Motor Vehicles                        | 929,000.00                | 24,685.60            | 327,000.65    | 601,999.35                            |                |
| Office Supplies & Materials                            | 2,691,000.00              | 129,987.50           | 1,273,571.85  | 1,417,428.15                          |                |
| Fuel, Oil and Lubricants Expenses                      | 2,588,000.00              | 221,208.72           | 569,268.70    | 2,018,731.30                          |                |
| ICT Office Supplies                                    | 89,000.00                 | 17,300.00            | 17,300.00     | 71,700.00                             |                |
| Semi-Expendable-Office Equipment                       | 26,000.00                 | 16,546.00            | 25,191.00     | 809.00                                |                |
| Semi-Expendable-Furniture & Fixtures                   | 20,000.00                 | -                    | 13,530.97     | 6,469.03                              |                |
| Semi-Expendable-ICT Equipment                          | 30,000.00                 | -                    | -             | 30,000.00                             |                |
| Semi-Expendable-Printing Equipment                     | 207,000.00                | -                    | -             | 207,000.00                            |                |
| Utility Expenses-Water                                 | 949,000.00                | 37,724.92            | 91,425.70     | 857,574.30                            |                |
| Utility Expenses-Electricity                           | 3,995,000.00              | 369,375.29           | 1,250,582.69  | 2,744,417.31                          |                |
| Training & Scholarship                                 | 1,461,000.00              | 645,276.06           | 671,426.06    | 789,573.94                            |                |
| Extraordinary & Miscellaneous Expenses                 | 1,990,000.00              | 323,700.00           | 822,929.55    | 1,167,070.45                          |                |
| Taxes, Duties and Fees                                 | 50,000.00                 | -                    | 17,442.46     | 32,557.54                             |                |
| Fidelity Bond Premiums                                 | 250,000.00                | 23,062.50            | 173,962.50    | 76,037.50                             |                |
| Insurance Expenses                                     | 400,000.00                | -                    | 84,410.54     | 315,589.46                            |                |
| Rent/Lease Expenses                                    | 950,000.00                | -                    | 144,720.76    | 805,279.24                            |                |
| Legal Services   | 4,843,000.00              | 900.00               | 8,394.29      | 4,834,605.71                          |                |
| Consultancy Services                                   | 2,000,000.00              | -                    | 700,000.00    | 1,300,000.00                          |                |
| Other Professional Services                            | 8,907,000.00              | 1,549,154.46         | 3,728,050.40  | 5,178,949.60                          |                |
| General Services-Security                              | 4,390,000.00              | 345,952.35           | 1,037,857.07  | 3,352,142.93                          |                |
| General Services-Janitorial                            | 4,260,000.00              | 536,798.77           | 1,000,812.87  | 3,259,187.13                          |                |
| Advertising Expenses                                   | 272,000.00                | -                    | -             | 272,000.00                            |                |
| Printing & Publication Expenses                        | 58,000.00                 | -                    | -             | 58,000.00                             |                |
| Representation Expenses                                | 788,000.00                | 72,829.14            | 695,773.59    | 92,226.41                             |                |
| Transportation Services                                | 58,000.00                 | 357.00               | 7,173.00      | 50,827.00                             |                |
| Subscription Expenses                                  | 248,000.00                | -                    | 42,628.13     | 205,371.87                            |                |
| ICT Software Subscription Expenses                     | 315,000.00                | -                    | -             | 315,000.00                            |                |
| Other MOOE   | 540,000.00                | 52,597.13            | 171,374.40    | 368,625.60                            |                |
| Sub-total MOOE   | 52,312,000.00             | 4,526,617.74         | 13,541,620.97 | 38,770,379.03                         |                |
| Sub-Total MOOE - Continuing                            | 6,789,195.92              | 2,737,506.10         | 4,723,932.81  | 2,065,263.11                          |                |
| Total MOOE   | 59,101,195.92             | 7,264,123.84         | 18,265,553.78 | 40,835,642.14                         |                |



STATUS OF ALLOTMENTS, OBLIGATIONS, AND BALANCES  
As of MAY 31, 2022

BAR NO. 4

Department : Department of Justice  
Agency : Presidential Commission on Good Government  
Fund : 101

| P/A/P / ALLOTMENT CLASS / OBJECT OF EXPENDITURE<br>( 1 )      | Allotment Received<br>( 2 ) | Obligations Incurred   |               | Unobligated Balance of<br>(5)=(2)-(4)    | Remarks<br>( 6 ) |
|---|-----------------------------|--|---------------|--|------------------|
|   |                             | This Report  | To Date       |  |                  |
|   |                             | ( 3 )  | ( 4 )         |  |                  |
| CURRENT YEAR BUDGET   |                             |  |               |  |                  |
| Capital Outlay  |                             |  |               |  |                  |
| ICT Software  | 162,000.00                  | 54,557.26  | 136,552.26    | 25,447.74                                |                  |
| ICT Equipment   | 910,000.00                  | 19,950.00  | 519,950.00    | 390,050.00                               |                  |
| Motor Vehicles  | 4,350,000.00                | -  | -             | 4,350,000.00                             |                  |
| Sub-total CO  | 5,422,000.00                | 74,507.26  | 656,502.26    | 4,765,497.74                             |                  |
| Sub-total CO - Continuing                                     | 125,236.16                  | -  | -             | 125,236.16                               |                  |
| Total CO  | 5,547,236.16                | 74,507.26  | 656,502.26    | 4,890,733.90                             |                  |
| GRAND TOTAL   | 173,787,432.08              | 21,952,995.09  | 67,672,213.12 | 106,115,218.96                           |                  |
| Prepared by:  |                             |  |               |  |                  |
| RAQUEL S. BUÑAG<br>Budget Officer<br>Date: 6/7/2022           |                             | Recommending Approval:                                       |               | Approved by:                             |                  |
| STEPHEN P. TANCHULING<br>OIC-Director, FAD<br>Date: 6/10/2022 |                             | RHODERICK M. PARAYNO<br>Commissioner-in-Charge, FAD<br>Date: |               | JOHN A. AGBAYANI<br>Chairperson<br>Date: |                  |



**STATUS OF ALLOTMENTS, OBLIGATIONS, AND BALANCES**  
**As of MAY 31, 2022**

Department : Department of Justice  
Agency : Presidential Commission on Good Government  
Fund : 101

| P/A/P / ALLOTMENT CLASS / OBJECTIVE<br>OF EXPENDITURE<br>( 1 ) | Allotment<br>Received<br>( 2 ) | Obligations Incurred |                  | Unobligated<br>Balance of<br>Allotment<br>(5)=(2)-(4) | Remarks<br>( 6 ) |
|--|--------------------------------|----------------------|------------------|---|------------------|
|  |                                | This Report<br>( 3 ) | To Date<br>( 4 ) |   |                  |
| CURRENT YEAR BUDGET  |                                |                      |                  |   |                  |
| A.1.a GAS  |                                |                      |                  |   |                  |
| Personal Services  |                                |                      |                  |   |                  |
| Salaries (Itemized Positions)                                  | 42,027,185.55                  | 3,712,411.65         | 18,354,914.62    | 23,672,270.93   |                  |
| Salaries & Wages (Casual & Contractual)                        | 5,467,000.00                   | 443,128.64           | 1,617,173.08     | 3,849,826.92  | *                |
| PERA   | 1,490,727.26                   | 136,363.64           | 679,363.65       | 811,363.61  |                  |
| Representation Allowance                                       | 1,140,000.00                   | 91,250.00            | 476,750.00       | 663,250.00  |                  |
| Transportation Allowance                                       | 1,140,000.00                   | 52,250.00            | 288,500.00       | 851,500.00  |                  |
| Mid Year Bonus   | 3,643,106.50                   | 3,643,047.00         | 3,643,047.00     | 59.50   |                  |
| Year End Bonus & Cash Gift                                     | 3,631,000.00                   | -                    | -                | 3,631,000.00  |                  |
| Cash Gift  | 315,000.00                     | -                    | -                | 315,000.00  |                  |
| Clothing   | 396,000.00                     | -                    | 396,000.00       | -   |                  |
| Productivity Enhancement Incentive                             | 315,000.00                     | -                    | -                | 315,000.00  |                  |
| Honoraria  | 467,500.00                     | -                    | -                | 467,500.00  |                  |
| Terminal Leave   | 2,152,480.69                   | 407,682.86           | 2,078,163.55     | 74,317.14   |                  |
| Other Personnel Benefits-Step Increment                        | 109,000.00                     | 356.59               | 356.59           | 108,643.41  |                  |
| Other Personnel Benefits- Loyalty                              | 25,000.00                      | -                    | 15,000.00        | 10,000.00   |                  |
| RLIP   | 5,229,000.00                   | 345,176.39           | 1,771,604.42     | 3,457,395.58  |                  |
| Pag-ibig   | 76,000.00                      | 5,950.00             | 30,851.61        | 45,148.39   |                  |
| Philhealth   | 581,000.00                     | 38,031.65            | 183,596.71       | 397,403.29  |                  |
| ECIP   | 76,000.00                      | 5,900.00             | 29,900.00        | 46,100.00   |                  |
| Sub-total PS   | 68,281,000.00                  | 8,881,548.42         | 29,565,221.23    | 38,715,778.77   |                  |
| Maintenance and Other Operating Expenses                       |                                |                      |                  |   |                  |
| Travelling Expense-Local                                       | 248,000.00                     | 2,011.00             | 9,700.00         | 238,300.00  |                  |
| Travelling Expenses-Foreign                                    | 562,000.00                     | -                    | -                | 562,000.00  |                  |
| Communication Exp-Postage & Deliveries                         | 55,000.00                      | -                    | 3,133.00         | 51,867.00   |                  |
| Communication Exp-Tel.Landline                                 | 1,014,000.00                   | -                    | 45,226.21        | 968,773.79  |                  |
| Communication Exp-Tel. Mobile                                  | 1,014,000.00                   | 75,441.00            | 126,135.24       | 887,864.76  |                  |
| Communication Exp-Cable, Satellite, etc.                       | 24,000.00                      | -                    | 9,769.78         | 14,230.22   |                  |
| Communication Exp-Internet Subscription                        | 112,000.00                     | 17,388.00            | 26,386.00        | 85,614.00   |                  |
| Repairs & Maint.-Buildings & Structures                        | 676,000.00                     | 24,238.50            | 35,509.00        | 640,491.00  |                  |
| Repairs & Maint.-Office Equipment                              | 57,000.00                      | 7,200.00             | 11,309.00        | 45,691.00   |                  |
| Repairs & Maint.-Motor Vehicles                                | 164,000.00                     | 5,000.00             | 86,795.15        | 77,204.85   |                  |
| Supplies & Materials   | 1,511,000.00                   | 108,091.00           | 1,196,621.01     | 314,378.99  |                  |
| Fuel, Oil and Lubricants Expenses                              | 1,688,000.00                   | 152,967.87           | 366,994.27       | 1,321,005.73  |                  |
| ICT Office Supplies  | 89,000.00                      | 17,300.00            | 17,300.00        | 71,700.00   |                  |
| Semi-Expendable-Office Equipment                               | 26,000.00                      | 16,546.00            | 25,191.00        | 809.00  |                  |
| Semi-Expendable-Furniture & Fixtures                           | 20,000.00                      | -                    | 13,530.97        | 6,469.03  |                  |
| Semi-Expendable-ICT Equipment                                  | 30,000.00                      | -                    | -                | 30,000.00   |                  |
| Semi-Expendable-Printing Equipment                             | 207,000.00                     | -                    | -                | 207,000.00  |                  |
| Utility Expenses-Water   | 274,000.00                     | 13,958.22            | 32,140.89        | 241,859.11  |                  |
| Utility Expenses-Electricity                                   | 1,747,000.00                   | 120,055.21           | 235,095.13       | 1,511,904.87  |                  |
| Training & Scholarship   | 1,021,000.00                   | 645,276.06           | 662,376.06       | 358,623.94  |                  |
| Extraordinary & Miscellaneous Expenses                         | 1,660,000.00                   | 289,800.00           | 709,929.55       | 950,070.45  |                  |
| Taxes, Duties & Fees   | 50,000.00                      | -                    | 14,919.36        | 35,080.64   |                  |
| Fidelity Bond Premiums   | 200,000.00                     | 23,062.50            | 173,962.50       | 26,037.50   |                  |
| Insurance Expense  | 350,000.00                     | -                    | 84,410.54        | 265,589.46  |                  |
| Rent/Lease Expenses  | 400,000.00                     | -                    | 29,567.50        | 370,432.50  |                  |
| Professional Services  | 1,985,000.00                   | 1,287,385.42         | 1,306,461.78     | 678,538.22  |                  |
| Legal Services   | 15,000.00                      | 150.00               | 5,214.29         | 9,785.71  |                  |
| Security Services  | 4,390,000.00                   | 345,952.35           | 1,037,857.07     | 3,352,142.93  |                  |
| Advertising Expenses   | 33,000.00                      | -                    | -                | 33,000.00   |                  |
| Printing & Publication Expenses                                | 34,000.00                      | -                    | -                | 34,000.00   |                  |
| Representation Expenses  | 562,000.00                     | 59,966.00            | 587,158.49       | (25,158.49)   |                  |
| Subscription Expenses  | 188,000.00                     | -                    | 42,628.13        | 145,371.87  |                  |
| ICT Software Subscription Expenses                             | 315,000.00                     | -                    | -                | 315,000.00  |                  |
| Other MOOE   | 140,000.00                     | 50,000.00            | 64,550.00        | 75,450.00   |                  |
| Sub-total MOOE   | 20,861,000.00                  | 3,261,789.13         | 6,959,871.92     | 13,901,128.08   |                  |
| Capital Outlay   |                                |                      |                  |   |                  |
| ICT Software   | 162,000.00                     | 54,557.26            | 136,552.26       | 25,447.74   |                  |
| ICT Equipment  | 910,000.00                     | 19,950.00            | 519,950.00       | 390,050.00  |                  |
| Motor Vehicle  | 4,350,000.00                   | -                    | -                | 4,350,000.00  |                  |
| Sub-total CO   | 5,422,000.00                   | 74,507.26            | 656,502.26       | 4,765,497.74  |                  |
| TOTAL GAS  | 94,564,000.00                  | 12,217,844.81        | 37,181,595.41    | 57,382,404.59   |                  |



**STATUS OF ALLOTMENTS, OBLIGATIONS, AND BALANCES**  
**As of MAY 31, 2022**

Department : **Department of Justice**  
 Agency : **Presidential Commission on Good Government**  
 Fund : **101**

| P/A/P / ALLOTMENT CLASS / OBJECTIVE<br>OF EXPENDITURE | Allotment<br>Received | Obligations Incurred |               | Unobligated<br>Balance of | Remarks |
|---|-----------------------|----------------------|---------------|---------------------------|---------|
|   |                       | This Report          | To Date       |                           |         |
| ( 1 )   | ( 2 )                 | ( 3 )                | ( 4 )         | (5)=(2)-(4)               | ( 6 )   |
| A.3.a OPERATIONS                                      |                       |                      |               |                           |         |
| Personal Services                                     |                       |                      |               |                           |         |
| Salaries (Itemized Positions)                         | 13,562,400.00         | 1,199,805.28         | 6,389,479.28  | 7,172,920.72              |         |
| Salaries & Wages (Casual & Contractual)               | 21,633,000.00         | 2,960,136.09         | 9,769,670.41  | 11,863,329.59             | *       |
| PERA  | 432,000.00            | 38,000.00            | 200,000.00    | 232,000.00                |         |
| Representation Allowance                              | 336,000.00            | 55,750.00            | 215,750.00    | 120,250.00                |         |
| Transportation Allowance                              | 336,000.00            | 55,750.00            | 215,750.00    | 120,250.00                |         |
| Mid Year Bonus  | 1,207,600.00          | 1,207,537.00         | 1,207,537.00  | 63.00                     |         |
| Year End Bonus & Cash Gift                            | 1,137,000.00          | -                    | -             | 1,137,000.00              |         |
| Cash Gift   | 90,000.00             | -                    | -             | 90,000.00                 |         |
| Clothing  | 120,000.00            | -                    | 120,000.00    | -                         |         |
| Productivity Enhancement Incentive                    | 90,000.00             | -                    | -             | 90,000.00                 |         |
| Other Personnel Benefits-Step Increment               | 34,000.00             | 200.23               | 200.23        | 33,799.77                 |         |
| Other Personnel Benefits- Loyalty                     | 5,000.00              | -                    | -             | 5,000.00                  |         |
| RLIP  | 1,637,000.00          | 192,322.82           | 949,506.54    | 687,493.46                |         |
| Pag-ibig  | 22,000.00             | 2,700.00             | 13,601.61     | 8,398.39                  |         |
| Philhealth  | 194,000.00            | 18,014.15            | 90,340.78     | 103,659.22                |         |
| ECIP  | 22,000.00             | 2,600.00             | 13,100.00     | 8,900.00                  |         |
| Sub-total PS  | 40,858,000.00         | 5,732,815.57         | 19,184,935.85 | 21,673,064.15             |         |
| Maintenance and Other Operating Expenses              |                       |                      |               |                           |         |
| Travelling Expenses-Local                             | 654,000.00            | 9,833.00             | 233,860.41    | 420,139.59                |         |
| Travelling Expenses-Foreign                           | 685,000.00            | -                    | -             | 685,000.00                |         |
| Communication Exp-Postage & Deliveries                | 56,000.00             | 2,352.00             | 11,808.03     | 44,191.97                 |         |
| Communication Exp-Tel.Landline                        | 675,000.00            | -                    | 25,072.82     | 649,927.18                |         |
| Communication Exp-Tel. Mobile                         | 675,000.00            | 18,930.00            | 42,489.00     | 632,511.00                |         |
| Communication Exp-Cable, Satellite, etc.              | 33,000.00             | 870.00               | 870.00        | 32,130.00                 |         |
| Communication Exp-Internet Subscription               | 170,000.00            | -                    | 52,164.00     | 117,836.00                |         |
| Repairs & Maint.-Buildings & Structures               | 1,914,000.00          | 898.80               | 33,361.30     | 1,880,638.70              |         |
| Repairs & Maint.-Office Equipment                     | 384,000.00            | -                    | -             | 384,000.00                |         |
| Repairs & Maint.-Motor Vehicles                       | 765,000.00            | 19,685.60            | 240,205.50    | 524,794.50                |         |
| Supplies & Materials                                  | 1,180,000.00          | 21,896.50            | 76,950.84     | 1,103,049.16              |         |
| Fuel, Oil and Lubricants Expenses                     | 900,000.00            | 68,240.85            | 202,274.43    | 697,725.57                |         |
| Utility Expenses-Water                                | 675,000.00            | 23,766.70            | 59,284.81     | 615,715.19                |         |
| Utility Expenses-Electricity                          | 2,248,000.00          | 249,320.08           | 1,015,487.56  | 1,232,512.44              |         |
| Training & Scholarship                                | 440,000.00            | -                    | 9,050.00      | 430,950.00                |         |
| Extraordinary & Miscellaneous Expenses                | 330,000.00            | 33,900.00            | 113,000.00    | 217,000.00                |         |
| Taxes, Duties & Fees                                  | -                     | -                    | 2,523.10      | (2,523.10)                |         |
| Fidelity Bond Premiums                                | 50,000.00             | -                    | -             | 50,000.00                 |         |
| Insurance Expense                                     | 50,000.00             | -                    | -             | 50,000.00                 |         |
| Rent/Lease Expenses                                   | 550,000.00            | -                    | 115,153.26    | 434,846.74                |         |
| Legal Services  | 4,828,000.00          | 750.00               | 3,180.00      | 4,824,820.00              |         |
| Consultancy Services                                  | 2,000,000.00          | -                    | 700,000.00    | 1,300,000.00              |         |
| Other Professional Services                           | 6,922,000.00          | 261,769.04           | 2,421,588.62  | 4,500,411.38              |         |
| Janitorial Services                                   | 4,260,000.00          | 536,798.77           | 1,000,812.87  | 3,259,187.13              |         |
| Advertising Expenses                                  | 239,000.00            | -                    | -             | 239,000.00                |         |
| Printing & Publication Expenses                       | 24,000.00             | -                    | -             | 24,000.00                 |         |
| Representation Expenses                               | 226,000.00            | 12,863.14            | 108,615.10    | 117,384.90                |         |
| Transportation Services                               | 58,000.00             | 357.00               | 7,173.00      | 50,827.00                 |         |
| Subscription Expenses                                 | 60,000.00             | -                    | -             | 60,000.00                 |         |
| Other MOOE  | 400,000.00            | 2,597.13             | 106,824.40    | 293,175.60                |         |
| Sub-total MOOE  | 31,451,000.00         | 1,264,828.61         | 6,581,749.05  | 24,869,250.95             |         |
| Capital Outlay  |                       |                      |               |                           |         |
| Sub-total   | -                     | -                    | -             | -                         |         |
| TOTAL OPERATIONS                                      | 72,309,000.00         | 6,997,644.18         | 25,766,684.90 | 46,542,315.10             |         |
| GRAND TOTAL   | 166,873,000.00        | 19,215,488.99        | 62,948,280.31 | 103,924,719.69            |         |

|   |   |   |
|---|---|---|
| Prepared by:  | Recommending Approval:  | Approved by:  |
|  |  |   |
| <b>RAQUEL S. BUÑAG</b>  | <b>STEPHEN P. TANCHULING</b>  | <b>RHODERICK M. PARAYNO</b>   |
| Budget Officer  | OIC-Director, FAD   | Commissioner-in-Charge, FAD   |
| Date: 6/7/2022  | Date: 6/8/22  | Date:   |
|   |   |  |
|   |   | <b>JOHN A. AGBAYANI</b>   |
|   |   | Chairperson   |
|   |   | Date:   |



**STATUS OF ALLOTMENTS, OBLIGATIONS, AND BALANCES**  
**As of May 31, 2022**

BAR NO. 4

Department: **Department of Justice**

Agency/OU: **Presidential Commission on Good Government**

Fund: **101**

| P/A/P / ALLOTMENT CLASS / OBJECTIVE<br>OF EXPENDITURE<br><br>( 1 ) | Allotment<br>Received<br><br>( 2 ) | Obligations Incurred |              | Unobligated<br>Balance of<br>Allotment<br><br>(5)=(2)-(4) | Remarks<br><br>( 6 ) |
|--|------------------------------------|----------------------|--------------|---|----------------------|
|  |                                    | This Report          | To Date      |   |                      |
|  |                                    | ( 3 )                | ( 4 )        |   |                      |
| CONTINUING APPROPRIATION-2022 MOOE                                 |                                    |                      |              |   |                      |
| A.1.a GAS  |                                    |                      |              |   |                      |
| Travelling Expense-Local   | 206,642.00                         | -                    | 97,400.00    | 109,242.00  |                      |
| Travelling Expenses-Foreign  | 62,000.00                          | 62,000.00            | 62,000.00    | -   |                      |
| Communication Exp-Postage  | 40,066.75                          | -                    | -            | 40,066.75   |                      |
| Communication Exp-Tel. Mobile                                      | 262,774.62                         | 8,332.56             | 141,098.80   | 121,675.82  |                      |
| Communication Exp-Tel.Landline                                     | 195,056.57                         | 52,912.57            | 195,056.57   | -   |                      |
| Communication Exp-Internet Expenses                                | 48,078.70                          | 5,501.92             | 31,887.92    | 16,190.78   |                      |
| Communication Exp-Cable, Satellite, etc.                           | -                                  | -                    | -            | -   |                      |
| Repairs & Maint.-Buildings & Structures                            | 91,904.83                          | 57,260.50            | 91,543.00    | 361.83  |                      |
| Repairs & Maint.-Office Equipment                                  | 34,247.55                          | -                    | -            | 34,247.55   |                      |
| Repairs & Maint.-Motor Vehicles                                    | 613.00                             | -                    | -            | 613.00  |                      |
| Supplies & Materials   | -                                  | -                    | -            | -   |                      |
| Fuel, Oil and Lubricants Expenses                                  | 84,304.24                          | -                    | 84,304.24    | -   |                      |
| ICT Office Supplies  | 93,000.00                          | -                    | 93,000.00    | -   |                      |
| Semi-Expendable-ICT Equipment                                      | 18,019.00                          | -                    | -            | 18,019.00   |                      |
| Semi-Expendable-Printing/Office Equipment                          | 10,820.00                          | 10,820.00            | 10,820.00    | -   |                      |
| Rent/Lease Expenses  | 212,743.68                         | 13,387.01            | 25,674.81    | 187,068.87  |                      |
| Utility Expenses-Water   | 87,654.81                          | 9,497.50             | 70,280.11    | 17,374.70   |                      |
| Utility Expenses-Electricity                                       | 288,768.62                         | -                    | 288,768.62   | -   |                      |
| Training & Scholarship   | 317,329.77                         | 265,329.77           | 317,329.77   | -   |                      |
| ICT Training Expenses  | 80,000.00                          | -                    | 80,000.00    | -   |                      |
| Extraordinary & Miscellaneous Expenses                             | 227,363.64                         | -                    | 221,520.00   | 5,843.64  |                      |
| Taxes, Duties & Fees   | -                                  | -                    | -            | -   |                      |
| Fidelity Bond Premiums   | -                                  | -                    | -            | -   |                      |
| Insurance Expense  | 93,848.68                          | -                    | 93,848.68    | -   |                      |
| Professional Services  | 1,468,702.55                       | 1,468,702.55         | 1,468,702.55 | -   |                      |
| Consultancy Services   | 164,545.45                         | 164,545.45           | 164,545.45   | -   |                      |
| Security Services  | 238,571.68                         | -                    | -            | 238,571.68  |                      |
| Advertising Expenses   | 33,000.00                          | -                    | -            | 33,000.00   |                      |
| Printing & Publication Expenses                                    | 29,942.47                          | -                    | -            | 29,942.47   |                      |
| Representation Expenses  | -                                  | -                    | -            | -   |                      |
| Subscription Expenses  | 6,230.37                           | -                    | 6,230.37     | -   |                      |
| ICT Software Subscription Expenses                                 | 513,000.00                         | -                    | 23,488.49    | 489,511.51  |                      |
| Other MOOE   | 11,989.63                          | -                    | -            | 11,989.63   |                      |
| Total GAS  | 4,921,218.61                       | 2,118,289.83         | 3,567,499.38 | 1,353,719.23  |                      |
| A.3.a OPERATIONS   |                                    |                      |              |   |                      |
| Travelling Expenses-Local  | -                                  | -                    | -            | -   |                      |
| Travelling Expenses-Foreign  | 185,000.00                         | 134,046.02           | 134,046.02   | 50,953.98   |                      |
| Communication Exp-Postage  | 43,759.00                          | -                    | -            | 43,759.00   |                      |
| Communication Exp-Tel. Mobile                                      | -                                  | -                    | -            | -   |                      |
| Communication Exp-Tel.Landline                                     | -                                  | -                    | -            | -   |                      |
| Communication Exp-Internet Expenses                                | -                                  | -                    | -            | -   |                      |
| Communication Exp-Cable, Satellite, etc.                           | 15,612.00                          | 870.00               | 870.00       | 14,742.00   |                      |
| Repairs & Maint.-Buildings & Structures                            | -                                  | -                    | -            | -   |                      |
| Repairs & Maint.-Office Equipment                                  | -                                  | -                    | -            | -   |                      |
| Repairs & Maint.-Motor Vehicles                                    | 63,593.65                          | -                    | 63,593.65    | -   |                      |
| Supplies & Materials   | -                                  | -                    | -            | -   |                      |
| Fuel, Oil and Lubricants Expenses                                  | 2,360.25                           | -                    | -            | 2,360.25  |                      |
| Semi-Expendable-Furniture & Fixtures                               | 6,000.00                           | 6,000.00             | 6,000.00     | -   |                      |
| Rent/Lease Expenses  | 116,352.12                         | 44,204.72            | 100,688.55   | 15,663.57   |                      |
| Utility Expenses-Water   | -                                  | -                    | -            | -   |                      |
| Utility Expenses-Electricity                                       | -                                  | -                    | -            | -   |                      |
| Training & Scholarship   | 247,345.17                         | 247,345.17           | 247,345.17   | -   |                      |
| Extraordinary & Miscellaneous Expenses                             | 60,828.00                          | 26,928.00            | 60,828.00    | -   |                      |
| Fidelity Bond Prem. & Other Fees                                   | 48,262.30                          | -                    | -            | 48,262.30   |                      |
| Professional Services-Legal  | -                                  | -                    | -            | -   |                      |
| Other Professional Services  | -                                  | -                    | -            | -   |                      |
| Janitorial Services  | 383,239.68                         | -                    | 383,239.68   | -   |                      |
| Advertising Expenses   | 239,000.00                         | 150,111.36           | 150,111.36   | 88,888.64   |                      |
| Printing & Publication Expenses                                    | 24,000.00                          | -                    | -            | 24,000.00   |                      |
| Representation Expenses  | 540.20                             | -                    | -            | 540.20  |                      |
| Subscription Expenses  | 60,000.00                          | 9,711.00             | 9,711.00     | 50,289.00   |                      |
| Transportation & Delivery Expenses                                 | 58,000.00                          | -                    | -            | 58,000.00   |                      |
| Other MOOE   | 314,084.76                         | -                    | -            | 314,084.76  |                      |
| Total Operations   | 1,867,977.13                       | 619,216.27           | 1,156,433.43 | 711,543.70  |                      |
| Total MOOE   | 6,789,195.74                       | 2,737,506.10         | 4,723,932.81 | 2,065,262.93  |                      |



STATUS OF ALLOTMENTS, OBLIGATIONS, AND BALANCES  
As of May 31, 2022


BAR NO. 4


Department: Department of Justice  
Agency/OU: Presidential Commission on Good Government  
Fund: 101

| P/A/P / ALLOTMENT CLASS / OBJECTIVE<br>OF EXPENDITURE<br><br>( 1 ) | Allotment<br>Received<br><br>( 2 ) | Obligations Incurred |              | Unobligated<br>Balance of<br>Allotment<br><br>(5)=(2)-(4) | Remarks<br><br>( 6 ) |
|--|------------------------------------|----------------------|--------------|---|----------------------|
|  |                                    | This Report          | To Date      |   |                      |
|  |                                    | ( 3 )                | ( 4 )        |   |                      |
| CONTINUING APPROPRIATION-2022 CAPITAL OUTLAY                       |                                    |                      |              |   |                      |
| A.1.a GAS  |                                    |                      |              |   |                      |
| Capital Outlay-ICT Software  | 92,850.16                          | -                    | -            | 92,850.16   |                      |
| Capital Outlay-ICT Equipment                                       | 32,386.00                          | -                    | -            | 32,386.00   |                      |
| Total Capital Outlay   | 125,236.16                         | -                    | -            | 125,236.16  |                      |
|  |                                    |                      |              |   |                      |
| GRAND TOTAL  | 6,914,431.40                       | 2,737,506.10         | 4,723,932.81 | 2,190,490.09  |                      |

Prepared by:

Recommending Approval:

  
RAQUEL S. BUÑAG

  
STEPHEN P. TANCHULING

  
RHODERICK M. PARAYNO

  
JOHN A. AGBAYANI

Budget Officer

OIC-Director, FAD

Commissioner-in-Charge, FAD

Chairperson

Date: 6/7/2022

Date: 6/6/22

Date:

Date:



STATUS OF ALLOTMENTS, OBLIGATIONS, AND BALANCES  
As of May 31, 2022

Department : Department of Justice  
Agency/OU : Presidential Commission on Good Government  
Fund : 151

| P/A/P / ALLOTMENT CLASS / OBJECTIVE OF EXPENDITURE<br>( 1 ) | Allotment Received<br>( 2 ) | Obligations Incurred |                  | Unobligated Balance of<br>(5)=(2)-(4) | Remarks<br>( 6 ) |
|---|-----------------------------|----------------------|------------------|---------------------------------------|------------------|
|   |                             | This Report<br>( 3 ) | To Date<br>( 4 ) |                                       |                  |
|   |                             |                      |                  |                                       |                  |
| CURRENT YEAR BUDGET   |                             |                      |                  |                                       |                  |
| Maintenance and Other Operating Expenses                    |                             |                      |                  |                                       |                  |
| Travelling Expenses   |                             |                      |                  |                                       |                  |
| Local   | 500,000.00                  | 61,302.52            | 266,152.52       | 233,847.48                            |                  |
| Foreign   | 1,000,000.00                | -                    | -                | 1,000,000.00                          |                  |
| Training & Seminar  |                             |                      |                  |                                       |                  |
| Supplies & Materials  |                             |                      |                  |                                       |                  |
| Utility Expenses  |                             |                      |                  |                                       |                  |
| Communication Expenses                                      |                             |                      |                  |                                       |                  |
| Survey Expenses   |                             |                      |                  |                                       |                  |
| Extraordinary & Miscellaneous Expenses                      |                             |                      |                  |                                       |                  |
| Professional Services                                       |                             |                      |                  |                                       |                  |
| Legal Services  | 14,300,000.00               | -                    | 945,000.00       | 13,355,000.00                         |                  |
| Local   | 7,000,000.00                | -                    | 945,000.00       | 6,055,000.00                          |                  |
| Foreign   | 7,300,000.00                | -                    | -                | 7,300,000.00                          |                  |
| Consultancy Services  | 100,000.00                  | -                    | 13,000.00        | 87,000.00                             |                  |
| Other Professional Services                                 | 6,000,000.00                | 207,735.05           | 1,428,085.86     | 4,571,914.14                          |                  |
| General Services  | 1,100,000.00                | 84,114.69            | 276,051.91       | 823,948.09                            |                  |
| Rent/Lease  |                             |                      |                  |                                       |                  |
| Water, Light & Power  |                             |                      |                  |                                       |                  |
| Repairs & Maintenance                                       |                             |                      |                  |                                       |                  |
| Taxes, Ins., Fidelity Bond Prem./Other Fees                 |                             |                      |                  |                                       |                  |
| Other Maintenance & Operating Expenses                      |                             |                      |                  |                                       |                  |
| Sub-total   | 23,000,000.00               | 353,152.26           | 2,928,290.29     | 20,071,709.71                         |                  |
| Capital Outlay  |                             |                      |                  |                                       |                  |
| Furniture and Fixtures, Equipment                           |                             |                      |                  |                                       |                  |
| Office Equipment  |                             |                      |                  |                                       |                  |
| Information and Technology                                  |                             |                      |                  |                                       |                  |
| Sub-total   | -                           | -                    | -                |                                       |                  |
| GRAND TOTAL   | 23,000,000.00               | 353,152.26           | 2,928,290.29     | 20,071,709.71                         |                  |

Prepared by:

Recommending Approval:

Approved by:

RAQUEL S. BUÑAG

Budget Officer

Date: 6/7/2022

STEPHEN P. TANCHULING

OIC-Director, FAD

Date: 6/08/22

RHODERICK M. PARAYNO

Commissioner-in-Charge, FAD

Date:

JOHN A. AGBAYAN

Chairperson

Date:



**STATUS OF ALLOTMENTS, OBLIGATIONS, AND BALANCES**  
As of June 30, 2022

BAR NO. 4

Department : Department of Justice

Agency : Presidential Commission on Good Government

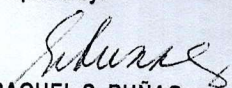



Fund : 101

| P/A/P / ALLOTMENT CLASS / OBJECT OF EXPENDITURE<br>(1) | Allotment Received<br>(2) | Obligations Incurred |               | Unobligated Balance of<br>(5)=(2)-(4) | Remarks<br>(6) |
|--|---------------------------|----------------------|---------------|---------------------------------------|----------------|
|  |                           | This Report          | To Date       |                                       |                |
|  |                           | (3)                  | (4)           |                                       |                |
| CURRENT YEAR BUDGET                                    |                           |                      |               |                                       |                |
| Personal Services                                      |                           |                      |               |                                       |                |
| Salaries (Itemized Positions)                          | 55,413,807.87             | 4,875,678.30         | 29,620,072.20 | 25,793,735.67                         |                |
| Salaries & Wages (Casual & Contractual)                | 27,100,000.00             | 1,850,344.89         | 13,237,188.38 | 13,862,811.62                         |                |
| PERA   | 1,922,727.26              | 174,181.84           | 1,053,545.49  | 869,181.77                            |                |
| Representation Allowance                               | 1,476,000.00              | 115,750.00           | 808,250.00    | 667,750.00                            |                |
| Transportation Allowance                               | 1,476,000.00              | 76,750.00            | 581,000.00    | 895,000.00                            |                |
| Mid Year Bonus   | 4,850,706.50              | -                    | 4,850,584.00  | 122.50                                |                |
| Year End Bonus   | 4,768,000.00              | -                    | -             | 4,768,000.00                          |                |
| Cash Gift  | 405,000.00                | -                    | -             | 405,000.00                            |                |
| Clothing   | 516,000.00                | -                    | 516,000.00    | -                                     |                |
| Productivity Enhancement Incentive                     | 405,000.00                | -                    | -             | 405,000.00                            |                |
| Honorarium   | 467,500.00                | -                    | -             | 467,500.00                            |                |
| Terminal Leave   | 2,328,258.37              | 250,094.82           | 2,328,258.37  | -                                     |                |
| Other Personnel Benefits-Step Increment                | 143,000.00                | 570.91               | 1,127.73      | 141,872.27                            |                |
| Other Personnel Benefits-Loyalty                       | 30,000.00                 | -                    | 15,000.00     | 15,000.00                             |                |
| RLIP   | 6,866,000.00              | 533,750.10           | 3,254,861.06  | 3,611,138.94                          |                |
| Pag-ibig   | 98,000.00                 | 8,817.74             | 53,270.96     | 44,729.04                             |                |
| Philhealth   | 775,000.00                | 81,016.48            | 354,953.97    | 420,046.03                            |                |
| ECIP   | 98,000.00                 | 8,300.00             | 51,300.00     | 46,700.00                             |                |
| Total PS   | 109,139,000.00            | 7,975,255.08         | 56,725,412.16 | 52,413,587.84                         |                |
| Maintenance and Other Operating Expenses               |                           |                      |               |                                       |                |
| Travelling Expenses-Local                              | 902,000.00                | 25,487.64            | 269,048.05    | 632,951.95                            |                |
| Travelling Expenses-Foreign                            | 1,247,000.00              | -                    | -             | 1,247,000.00                          |                |
| Communication Exp-Postage & Deliveries                 | 111,000.00                | 1,405.41             | 16,346.44     | 94,653.56                             |                |
| Communication Exp-Telephone Landline                   | 1,689,000.00              | 49,731.34            | 120,030.37    | 1,568,969.63                          |                |
| Communication Exp-Telephone Mobile                     | 1,689,000.00              | -                    | 168,624.24    | 1,520,375.76                          |                |
| Communication Exp-Cable, Satellite, etc.               | 57,000.00                 | -                    | 10,639.78     | 46,360.22                             |                |
| Communication Exp-Internet Subscription                | 282,000.00                | 11,198.14            | 89,748.14     | 192,251.86                            |                |
| Repairs & Maint.-Buildings & Structures                | 2,590,000.00              | 167,216.17           | 236,086.47    | 2,353,913.53                          |                |
| Repairs & Maint.-Office Equipment                      | 441,000.00                | 26.75                | 11,335.75     | 429,664.25                            |                |
| Repairs & Maint.-Motor Vehicles                        | 929,000.00                | 90,347.00            | 417,347.65    | 511,652.35                            |                |
| Office Supplies & Materials                            | 2,691,000.00              | 155,769.75           | 1,429,341.60  | 1,261,658.40                          |                |
| Fuel, Oil and Lubricants Expenses                      | 2,588,000.00              | 227,184.81           | 796,453.51    | 1,791,546.49                          |                |
| ICT Office Supplies                                    | 89,000.00                 | 7,289.00             | 24,589.00     | 64,411.00                             |                |
| Semi-Expendable-Office Equipment                       | 226,000.00                | 99,400.00            | 124,591.00    | 101,409.00                            |                |
| Semi-Expendable-Furniture & Fixtures                   | 120,000.00                | 36,060.00            | 49,590.97     | 70,409.03                             |                |
| Semi-Expendable-ICT Equipment                          | 30,000.00                 | 24,046.00            | 24,046.00     | 5,954.00                              |                |
| Semi-Expendable-Printing Equipment                     | 207,000.00                | -                    | -             | 207,000.00                            |                |
| Utility Expenses-Water                                 | 949,000.00                | 28,337.41            | 119,763.11    | 829,236.89                            |                |
| Utility Expenses-Electricity                           | 3,995,000.00              | 427,051.78           | 1,677,634.47  | 2,317,365.53                          |                |
| Training & Scholarship                                 | 1,461,000.00              | 47,600.00            | 719,026.06    | 741,973.94                            |                |
| Extraordinary & Miscellaneous Expenses                 | 1,990,000.00              | 167,700.00           | 990,629.55    | 999,370.45                            |                |
| Taxes, Duties and Fees                                 | 78,000.00                 | 2,300.00             | 19,742.46     | 58,257.54                             |                |
| Fidelity Bond Premiums                                 | 276,500.00                | 52,500.00            | 226,462.50    | 50,037.50                             |                |
| Insurance Expenses                                     | 400,000.00                | -                    | 84,410.54     | 315,589.46                            |                |
| Rent/Lease Expenses                                    | 850,000.00                | -                    | 144,720.76    | 705,279.24                            |                |
| Legal Services   | 4,815,000.00              | 5,750.00             | 14,144.29     | 4,800,855.71                          |                |
| Consultancy Services                                   | 2,000,000.00              | 20,000.00            | 720,000.00    | 1,280,000.00                          |                |
| Other Professional Services                            | 8,907,000.00              | 597,632.95           | 4,325,683.35  | 4,581,316.65                          |                |
| General Services-Security                              | 4,063,500.00              | 107,380.67           | 1,145,237.74  | 2,918,262.26                          |                |
| General Services-Janitorial                            | 4,260,000.00              | 311,298.24           | 1,312,111.11  | 2,947,888.89                          |                |
| Advertising Expenses                                   | 272,000.00                | -                    | -             | 272,000.00                            |                |
| Printing & Publication Expenses                        | 58,000.00                 | -                    | -             | 58,000.00                             |                |
| Representation Expenses                                | 1,088,000.00              | 135,560.56           | 831,334.15    | 256,665.85                            |                |
| Transportation Services                                | 58,000.00                 | 18,160.00            | 25,333.00     | 32,667.00                             |                |
| Subscription Expenses                                  | 248,000.00                | 1,012.61             | 43,640.74     | 204,359.26                            |                |
| ICT Software Subscription Expenses                     | 115,000.00                | -                    | -             | 115,000.00                            |                |
| Other MOOE   | 540,000.00                | 18,073.92            | 189,448.32    | 350,551.68                            |                |
| Sub-total MOOE   | 52,312,000.00             | 2,835,520.15         | 16,377,141.12 | 35,934,858.88                         |                |
| Sub-Total MOOE - Continuing                            | 6,789,195.92              | 649,587.74           | 5,373,520.55  | 1,415,675.37                          |                |
| Total MOOE   | 59,101,195.92             | 3,485,107.89         | 21,750,661.67 | 37,350,534.25                         |                |



STATUS OF ALLOTMENTS, OBLIGATIONS, AND BALANCES  
As of June 30, 2022

Department : Department of Justice  
Agency : Presidential Commission on Good Government  
Fund : 101

| P/A/P / ALLOTMENT CLASS / OBJECT OF EXPENDITURE<br>( 1 )  | Allotment Received<br>( 2 ) | Obligations Incurred |               | Unobligated Balance of<br>(5)=(2)-(4) | Remarks<br>( 6 ) |
|---|-----------------------------|----------------------|---------------|---------------------------------------|------------------|
|   |                             | This Report          | To Date       |                                       |                  |
|   |                             | ( 3 )                | ( 4 )         |                                       |                  |
| CURRENT YEAR BUDGET   |                             |                      |               |                                       |                  |
| Capital Outlay  |                             |                      |               |                                       |                  |
| ICT Software  | 162,000.00                  | -                    | 136,552.26    | 25,447.74                             |                  |
| ICT Equipment   | 910,000.00                  | 81,495.00            | 601,445.00    | 308,555.00                            |                  |
| Motor Vehicles  | 4,350,000.00                | -                    | -             | 4,350,000.00                          |                  |
| Sub-total CO  | 5,422,000.00                | 81,495.00            | 737,997.26    | 4,684,002.74                          |                  |
| Sub-total CO - Continuing   | 125,236.16                  | -                    | -             | 125,236.16                            |                  |
| Total CO  | 5,547,236.16                | 81,495.00            | 737,997.26    | 4,809,238.90                          |                  |
| GRAND TOTAL   | 173,787,432.08              | 11,541,857.97        | 79,214,071.09 | 94,573,360.99                         |                  |
| Prepared by:  RAQUEL S. BUÑAG<br>Budget Officer<br>Date:                     |                             |                      |               |                                       |                  |
| Recommending Approval:  STEPHEN P. TANCHULING<br>OIC-Director, FAD<br>Date: |                             |                      |               |                                       |                  |
|  RHODERICK M. PARAYNO<br>Commissioner-in-Charge, FAD<br>Date:               |                             |                      |               |                                       |                  |
| Approved by:  JOHN A. AGBAYANI<br>Chairperson<br>Date:                    |                             |                      |               |                                       |                  |



**STATUS OF ALLOTMENTS, OBLIGATIONS, AND BALANCES**  
As of JUNE 30, 2022

Department : Department of Justice

Agency : Presidential Commission on Good Government

Fund : 101

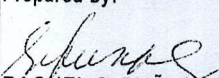



| P/A/P / ALLOTMENT CLASS / OBJECTIVE<br>OF EXPENDITURE<br>( 1 ) | Allotment<br>Received<br>( 2 ) | Obligations Incurred |                  | Unobligated<br>Balance of<br>Allotment<br>(5)=(2)-(4) | Remarks<br>( 6 ) |
|--|--------------------------------|----------------------|------------------|---|------------------|
|  |                                | This Report<br>( 3 ) | To Date<br>( 4 ) |   |                  |
| CURRENT YEAR BUDGET  |                                |                      |                  |   |                  |
| A.1.a GAS  |                                |                      |                  |   |                  |
| Personal Services  |                                |                      |                  |   |                  |
| Salaries (Itemized Positions)                                  | 41,851,407.87                  | 3,716,987.12         | 22,071,901.74    | 19,779,506.13   |                  |
| Salaries & Wages (Casual & Contractual)                        | 5,467,000.00                   | 334,101.87           | 1,951,274.95     | 3,515,725.05  | *                |
| PERA   | 1,490,727.26                   | 136,181.84           | 815,545.49       | 675,181.77  |                  |
| Representation Allowance                                       | 1,140,000.00                   | 73,750.00            | 550,500.00       | 589,500.00  |                  |
| Transportation Allowance                                       | 1,140,000.00                   | 34,750.00            | 323,250.00       | 816,750.00  |                  |
| Mid Year Bonus   | 3,643,106.50                   | -                    | 3,643,047.00     | 59.50   |                  |
| Year End Bonus & Cash Gift                                     | 3,631,000.00                   | -                    | -                | 3,631,000.00  |                  |
| Cash Gift  | 315,000.00                     | -                    | -                | 315,000.00  |                  |
| Clothing   | 396,000.00                     | -                    | 396,000.00       | -   |                  |
| Productivity Enhancement Incentive                             | 315,000.00                     | -                    | -                | 315,000.00  |                  |
| Honoraria  | 467,500.00                     | -                    | -                | 467,500.00  |                  |
| Terminal Leave   | 2,328,258.37                   | 250,094.82           | 2,328,258.37     | -   |                  |
| Other Personnel Benefits-Step Increment                        | 109,000.00                     | 51.55                | 408.14           | 108,591.86  |                  |
| Other Personnel Benefits- Loyalty                              | 25,000.00                      | -                    | 15,000.00        | 10,000.00   |                  |
| RLIP   | 5,229,000.00                   | 342,681.88           | 2,114,286.30     | 3,114,713.70  |                  |
| Pag-ibig   | 76,000.00                      | 6,117.74             | 36,969.35        | 39,030.65   |                  |
| Philhealth   | 581,000.00                     | 53,626.72            | 237,223.43       | 343,776.57  |                  |
| ECIP   | 76,000.00                      | 5,700.00             | 35,600.00        | 40,400.00   |                  |
| Sub-total PS   | 68,281,000.00                  | 4,954,043.54         | 34,519,264.77    | 33,761,735.23   |                  |
| Maintenance and Other Operating Expenses                       |                                |                      |                  |   |                  |
| Travelling Expense-Local                                       | 248,000.00                     | 672.00               | 10,372.00        | 237,628.00  |                  |
| Travelling Expenses-Foreign                                    | 562,000.00                     | -                    | -                | 562,000.00  |                  |
| Communication Exp-Postage & Deliveries                         | 55,000.00                      | 416.41               | 3,549.41         | 51,450.59   |                  |
| Communication Exp-Tel.Landline                                 | 1,014,000.00                   | 42,625.11            | 87,851.32        | 926,148.68  |                  |
| Communication Exp-Tel. Mobile                                  | 1,014,000.00                   | -                    | 126,135.24       | 887,864.76  |                  |
| Communication Exp-Cable, Satellite, etc.                       | 24,000.00                      | -                    | 9,769.78         | 14,230.22   |                  |
| Communication Exp-Internet Subscription                        | 112,000.00                     | 11,198.14            | 37,584.14        | 74,415.86   |                  |
| Repairs & Maint.-Buildings & Structures                        | 676,000.00                     | 30,702.17            | 66,211.17        | 609,788.83  |                  |
| Repairs & Maint.-Office Equipment                              | 57,000.00                      | 26.75                | 11,335.75        | 45,664.25   |                  |
| Repairs & Maint.-Motor Vehicles                                | 164,000.00                     | 59,440.00            | 146,235.15       | 17,764.85   |                  |
| Supplies & Materials   | 1,511,000.00                   | 58,255.75            | 1,254,876.76     | 256,123.24  |                  |
| Fuel, Oil and Lubricants Expenses                              | 1,688,000.00                   | 161,180.22           | 528,174.49       | 1,159,825.51  |                  |
| ICT Office Supplies  | 89,000.00                      | 7,289.00             | 24,589.00        | 64,411.00   |                  |
| Semi-Expendable-Office Equipment                               | 226,000.00                     | 99,400.00            | 124,591.00       | 101,409.00  |                  |
| Semi-Expendable-Furniture & Fixtures                           | 120,000.00                     | 36,060.00            | 49,590.97        | 70,409.03   |                  |
| Semi-Expendable-ICT Equipment                                  | 30,000.00                      | 24,046.00            | 24,046.00        | 5,954.00  |                  |
| Semi-Expendable-Printing Equipment                             | 207,000.00                     | -                    | -                | 207,000.00  |                  |
| Utility Expenses-Water   | 274,000.00                     | 7,436.90             | 39,577.79        | 234,422.21  |                  |
| Utility Expenses-Electricity                                   | 1,747,000.00                   | 134,102.74           | 369,197.87       | 1,377,802.13  |                  |
| Training & Scholarship   | 1,021,000.00                   | 15,650.00            | 678,026.06       | 342,973.94  |                  |
| Extraordinary & Miscellaneous Expenses                         | 1,660,000.00                   | 133,800.00           | 843,729.55       | 816,270.45  |                  |
| Taxes, Duties & Fees   | 50,000.00                      | 2,300.00             | 17,219.36        | 32,780.64   |                  |
| Fidelity Bond Premiums   | 226,500.00                     | 52,500.00            | 226,462.50       | 37.50   |                  |
| Insurance Expense  | 350,000.00                     | -                    | 84,410.54        | 265,589.46  |                  |
| Rent/Lease Expenses  | 300,000.00                     | -                    | 29,567.50        | 270,432.50  |                  |
| Professional Services  | 1,985,000.00                   | -                    | 1,306,461.78     | 678,538.22  |                  |
| Legal Services   | 15,000.00                      | 100.00               | 5,314.29         | 9,685.71  |                  |
| Security Services  | 4,063,500.00                   | 107,380.67           | 1,145,237.74     | 2,918,262.26  |                  |
| Advertising Expenses   | 33,000.00                      | -                    | -                | 33,000.00   |                  |
| Printing & Publication Expenses                                | 34,000.00                      | -                    | -                | 34,000.00   |                  |
| Representation Expenses  | 862,000.00                     | 78,242.32            | 665,400.81       | 196,599.19  |                  |
| Subscription Expenses  | 188,000.00                     | 1,012.61             | 43,640.74        | 144,359.26  |                  |
| ICT Software Subscription Expenses                             | 115,000.00                     | -                    | -                | 115,000.00  |                  |
| Other MOOE   | 140,000.00                     | 4,360.00             | 68,910.00        | 71,090.00   |                  |
| Sub-total MOOE   | 20,861,000.00                  | 1,068,196.79         | 8,028,068.71     | 12,832,931.29   |                  |
| Capital Outlay   |                                |                      |                  |   |                  |
| ICT Software   | 162,000.00                     | -                    | 136,552.26       | 25,447.74   |                  |
| ICT Equipment  | 910,000.00                     | 81,495.00            | 601,445.00       | 308,555.00  |                  |
| Motor Vehicle  | 4,350,000.00                   | -                    | -                | 4,350,000.00  |                  |
| Sub-total CO   | 5,422,000.00                   | 81,495.00            | 737,997.26       | 4,684,002.74  |                  |
| TOTAL GAS  | 94,564,000.00                  | 6,103,735.33         | 43,285,330.74    | 51,278,669.26   |                  |



**STATUS OF ALLOTMENTS, OBLIGATIONS, AND BALANCES**  
**As of JUNE 30, 2022**

Department : Department of Justice  
Agency : Presidential Commission on Good Government  
Fund : 101

Page 1

| P/A/P / ALLOTMENT CLASS / OBJECTIVE<br>OF EXPENDITURE<br>( 1 )  | Allotment<br>Received<br>( 2 ) | Obligations Incurred |                      | Unobligated<br>Balance of<br>(5)=(2)-(4) | Remarks<br>( 6 ) |
|---|--------------------------------|----------------------|----------------------|--|------------------|
|   |                                | This Report<br>( 3 ) | To Date<br>( 4 )     |  |                  |
| <b>A.3.a OPERATIONS</b>   |                                |                      |                      |  |                  |
| <b>Personal Services</b>  |                                |                      |                      |  |                  |
| Salaries (Itemized Positions)   | 13,562,400.00                  | 1,158,691.18         | 7,548,170.46         | 6,014,229.54                             |                  |
| Salaries & Wages (Casual & Contractual)   | 21,633,000.00                  | 1,516,243.02         | 11,285,913.43        | 10,347,086.57                            | *                |
| PERA  | 432,000.00                     | 38,000.00            | 238,000.00           | 194,000.00                               |                  |
| Representation Allowance  | 336,000.00                     | 42,000.00            | 257,750.00           | 78,250.00                                |                  |
| Transportation Allowance  | 336,000.00                     | 42,000.00            | 257,750.00           | 78,250.00                                |                  |
| Mid Year Bonus  | 1,207,600.00                   | -                    | 1,207,537.00         | 63.00                                    |                  |
| Year End Bonus & Cash Gift  | 1,137,000.00                   | -                    | -                    | 1,137,000.00                             |                  |
| Cash Gift   | 90,000.00                      | -                    | -                    | 90,000.00                                |                  |
| Clothing  | 120,000.00                     | -                    | 120,000.00           | -  |                  |
| Productivity Enhancement Incentive  | 90,000.00                      | -                    | -                    | 90,000.00                                |                  |
| Other Personnel Benefits-Step Increment   | 34,000.00                      | 519.36               | 719.59               | 33,280.41                                |                  |
| Other Personnel Benefits- Loyalty   | 5,000.00                       | -                    | -                    | 5,000.00                                 |                  |
| RLIP  | 1,637,000.00                   | 191,068.22           | 1,140,574.76         | 496,425.24                               |                  |
| Pag-ibig  | 22,000.00                      | 2,700.00             | 16,301.61            | 5,698.39                                 |                  |
| Philhealth  | 194,000.00                     | 27,389.76            | 117,730.54           | 76,269.46                                |                  |
| ECIP  | 22,000.00                      | 2,600.00             | 15,700.00            | 6,300.00                                 |                  |
| <b>Sub-total PS</b>   | <b>40,858,000.00</b>           | <b>3,021,211.54</b>  | <b>22,206,147.39</b> | <b>18,651,852.61</b>                     |                  |
| <b>Maintenance and Other Operating Expenses</b>   |                                |                      |                      |  |                  |
| Travelling Expenses-Local   | 654,000.00                     | 24,815.64            | 258,676.05           | 395,323.95                               |                  |
| Travelling Expenses-Foreign   | 685,000.00                     | -                    | -                    | 685,000.00                               |                  |
| Communication Exp-Postage & Deliveries  | 56,000.00                      | 989.00               | 12,797.03            | 43,202.97                                |                  |
| Communication Exp-Tel.Landline  | 675,000.00                     | 7,106.23             | 32,179.05            | 642,820.95                               |                  |
| Communication Exp-Tel. Mobile   | 675,000.00                     | -                    | 42,489.00            | 632,511.00                               |                  |
| Communication Exp-Cable, Satellite, etc.  | 33,000.00                      | -                    | 870.00               | 32,130.00                                |                  |
| Communication Exp-Internet Subscription   | 170,000.00                     | -                    | 52,164.00            | 117,836.00                               |                  |
| Repairs & Maint.-Buildings & Structures   | 1,914,000.00                   | 136,514.00           | 169,875.30           | 1,744,124.70                             |                  |
| Repairs & Maint.-Office Equipment   | 384,000.00                     | -                    | -                    | 384,000.00                               |                  |
| Repairs & Maint.-Motor Vehicles   | 765,000.00                     | 30,907.00            | 271,112.50           | 493,887.50                               |                  |
| Supplies & Materials  | 1,180,000.00                   | 97,514.00            | 174,464.84           | 1,005,535.16                             |                  |
| Fuel, Oil and Lubricants Expenses   | 900,000.00                     | 66,004.59            | 268,279.02           | 631,720.98                               |                  |
| Utility Expenses-Water  | 675,000.00                     | 20,900.51            | 80,185.32            | 594,814.68                               |                  |
| Utility Expenses-Electricity  | 2,248,000.00                   | 292,949.04           | 1,308,436.60         | 939,563.40                               |                  |
| Training & Scholarship  | 440,000.00                     | 31,950.00            | 41,000.00            | 399,000.00                               |                  |
| Extraordinary & Miscellaneous Expenses  | 330,000.00                     | 33,900.00            | 146,900.00           | 183,100.00                               |                  |
| Taxes, Duties & Fees  | 28,000.00                      | -                    | 2,523.10             | 25,476.90                                |                  |
| Fidelity Bond Premiums  | 50,000.00                      | -                    | -                    | 50,000.00                                |                  |
| Insurance Expense   | 50,000.00                      | -                    | -                    | 50,000.00                                |                  |
| Rent/Lease Expenses   | 550,000.00                     | -                    | 115,153.26           | 434,846.74                               |                  |
| Legal Services  | 4,800,000.00                   | 5,650.00             | 8,830.00             | 4,791,170.00                             |                  |
| Consultancy Services  | 2,000,000.00                   | 20,000.00            | 720,000.00           | 1,280,000.00                             |                  |
| Other Professional Services   | 6,922,000.00                   | 597,632.95           | 3,019,221.57         | 3,902,778.43                             |                  |
| Janitorial Services   | 4,260,000.00                   | 311,298.24           | 1,312,111.11         | 2,947,888.89                             |                  |
| Advertising Expenses  | 239,000.00                     | -                    | -                    | 239,000.00                               |                  |
| Printing & Publication Expenses   | 24,000.00                      | -                    | -                    | 24,000.00                                |                  |
| Representation Expenses   | 226,000.00                     | 57,318.24            | 165,933.34           | 60,066.66                                |                  |
| Transportation Services   | 58,000.00                      | 18,160.00            | 25,333.00            | 32,667.00                                |                  |
| Subscription Expenses   | 60,000.00                      | -                    | -                    | 60,000.00                                |                  |
| Other MOOE  | 400,000.00                     | 13,713.92            | 120,538.32           | 279,461.68                               |                  |
| <b>Sub-total MOOE</b>   | <b>31,451,000.00</b>           | <b>1,767,323.36</b>  | <b>8,349,072.41</b>  | <b>23,101,927.59</b>                     |                  |
| <b>Capital Outlay</b>   |                                |                      |                      |  |                  |
| Sub-total   | -                              | -                    | -                    | -  |                  |
| <b>TOTAL OPERATIONS</b>   | <b>72,309,000.00</b>           | <b>4,788,534.90</b>  | <b>30,555,219.80</b> | <b>41,753,780.20</b>                     |                  |
| <b>GRAND TOTAL</b>  | <b>166,873,000.00</b>          | <b>10,892,270.23</b> | <b>73,840,550.54</b> | <b>93,032,449.46</b>                     |                  |
| Prepared by:  <b>RAQUEL S. BUÑAG</b><br>Budget Officer<br>Date: _____                    |                                |                      |                      |  |                  |
| Recommending Approval:  <b>STEPHEN P. TANCHULING</b><br>OIC-Director, FAD<br>Date: _____ |                                |                      |                      |  |                  |
|  <b>RHODERICK M. PARAYNO</b><br>Commissioner-in-Charge, FAD<br>Date: _____              |                                |                      |                      |  |                  |
|  <b>JOHN A. AGBAYANI</b><br>Chairperson<br>Date: _____                                 |                                |                      |                      |  |                  |



**STATUS OF ALLOTMENTS, OBLIGATIONS, AND BALANCES**  
As of June 30, 2022

Department: Department of Justice

Agency/OU: Presidential Commission on Good Government

Fund: 101

| P/A/P / ALLOTMENT CLASS / OBJECTIVE<br>OF EXPENDITURE<br>( 1 ) | Allotment<br>Received<br>( 2 ) | Obligations Incurred |              | Unobligated<br>Balance of<br>Allotment<br>(5)=(2)-(4) | Remarks<br>( 6 ) |
|--|--------------------------------|----------------------|--------------|---|------------------|
|  |                                | This Report          | To Date      |   |                  |
|  |                                | ( 3 )                | ( 4 )        |   |                  |
| CONTINUING APPROPRIATION-2022 MOOE                             |                                |                      |              |   |                  |
| A.1.a GAS  |                                |                      |              |   |                  |
| Travelling Expense-Local                                       | 206,642.00                     | 4,600.67             | 102,000.67   | 104,641.33  |                  |
| Travelling Expenses-Foreign                                    | 62,000.00                      | -                    | 62,000.00    | -   |                  |
| Communication Exp-Postage                                      | 40,066.75                      | -                    | -            | 40,066.75   |                  |
| Communication Exp-Tel. Mobile                                  | 262,774.62                     | 6,286.99             | 147,385.79   | 115,388.83  |                  |
| Communication Exp-Tel.Landline                                 | 195,056.57                     | -                    | 195,056.57   | -   |                  |
| Communication Exp-Internet Expenses                            | 48,078.70                      | 10,688.86            | 42,576.78    | 5,501.92  |                  |
| Communication Exp-Cable, Satellite, etc.                       | -                              | -                    | -            | -   |                  |
| Repairs & Maint.-Buildings & Structures                        | 91,904.83                      | 361.83               | 91,904.83    | -   |                  |
| Repairs & Maint.-Office Equipment                              | 34,247.55                      | 11,090.00            | 11,090.00    | 23,157.55   |                  |
| Repairs & Maint.-Motor Vehicles                                | 613.00                         | -                    | -            | 613.00  |                  |
| Supplies & Materials   | -                              | -                    | -            | -   |                  |
| Fuel, Oil and Lubricants Expenses                              | 84,304.24                      | -                    | 84,304.24    | -   |                  |
| ICT Office Supplies  | 93,000.00                      | -                    | 93,000.00    | -   |                  |
| Semi-Expendable-ICT Equipment                                  | 18,019.00                      | 18,019.00            | 18,019.00    | -   |                  |
| Semi-Expendable-Printing/Office Equipment                      | 10,820.00                      | -                    | 10,820.00    | -   |                  |
| Rent/Lease Expenses  | 212,743.68                     | 41,086.05            | 66,760.86    | 145,982.82  |                  |
| Utility Expenses-Water   | 87,654.81                      | 17,374.70            | 87,654.81    | -   |                  |
| Utility Expenses-Electricity                                   | 288,768.62                     | -                    | 288,768.62   | -   |                  |
| Training & Scholarship   | 317,329.77                     | -                    | 317,329.77   | -   |                  |
| ICT Training Expenses  | 80,000.00                      | -                    | 80,000.00    | -   |                  |
| Extraordinary & Miscellaneous Expenses                         | 227,363.64                     | -                    | 221,520.00   | 5,843.64  |                  |
| Taxes, Duties & Fees   | -                              | -                    | -            | -   |                  |
| Fidelity Bond Premiums   | -                              | -                    | -            | -   |                  |
| Insurance Expense  | 93,848.68                      | -                    | 93,848.68    | -   |                  |
| Professional Services  | 1,468,702.55                   | -                    | 1,468,702.55 | -   |                  |
| Consultancy Services   | 164,545.45                     | -                    | 164,545.45   | -   |                  |
| Security Services  | 238,571.68                     | 238,571.68           | 238,571.68   | -   |                  |
| Advertising Expenses   | 33,000.00                      | -                    | -            | 33,000.00   |                  |
| Printing & Publication Expenses                                | 29,942.47                      | -                    | -            | 29,942.47   |                  |
| Representation Expenses  | -                              | -                    | -            | -   |                  |
| Subscription Expenses  | 6,230.37                       | -                    | 6,230.37     | -   |                  |
| ICT Software Subscription Expenses                             | 513,000.00                     | -                    | 23,488.49    | 489,511.51  |                  |
| Other MOOE   | 11,989.63                      | -                    | -            | 11,989.63   |                  |
| Total GAS  | 4,921,218.61                   | 348,079.78           | 3,915,579.16 | 1,005,639.45  |                  |
| A.3.a OPERATIONS   |                                |                      |              |   |                  |
| Travelling Expenses-Local                                      | -                              | -                    | -            | -   |                  |
| Travelling Expenses-Foreign                                    | 185,000.00                     | -                    | 134,046.02   | 50,953.98   |                  |
| Communication Exp-Postage                                      | 43,759.00                      | -                    | -            | 43,759.00   |                  |
| Communication Exp-Tel. Mobile                                  | -                              | -                    | -            | -   |                  |
| Communication Exp-Tel.Landline                                 | -                              | -                    | -            | -   |                  |
| Communication Exp-Internet Expenses                            | -                              | -                    | -            | -   |                  |
| Communication Exp-Cable, Satellite, etc.                       | 15,612.00                      | 2,610.00             | 3,480.00     | 12,132.00   |                  |
| Repairs & Maint.-Buildings & Structures                        | -                              | -                    | -            | -   |                  |
| Repairs & Maint.-Office Equipment                              | -                              | -                    | -            | -   |                  |
| Repairs & Maint.-Motor Vehicles                                | 63,593.65                      | -                    | 63,593.65    | -   |                  |
| Supplies & Materials   | -                              | -                    | -            | -   |                  |
| Fuel, Oil and Lubricants Expenses                              | 2,360.25                       | 2,360.25             | 2,360.25     | -   |                  |
| Semi-Expendable-Furniture & Fixtures                           | 6,000.00                       | -                    | 6,000.00     | -   |                  |
| Rent/Lease Expenses  | 116,892.32                     | 16,129.21            | 116,817.76   | 74.56   |                  |
| Utility Expenses-Water   | -                              | -                    | -            | -   |                  |
| Utility Expenses-Electricity                                   | -                              | -                    | -            | -   |                  |
| Training & Scholarship   | 247,345.17                     | -                    | 247,345.17   | -   |                  |
| Extraordinary & Miscellaneous Expenses                         | 60,828.00                      | -                    | 60,828.00    | -   |                  |
| Fidelity Bond Prem. & Other Fees                               | 48,262.30                      | -                    | -            | 48,262.30   |                  |
| Professional Services-Legal                                    | -                              | -                    | -            | -   |                  |
| Consultancy Services   | 210,000.00                     | 210,000.00           | 210,000.00   | -   |                  |
| Other Professional Services                                    | -                              | -                    | -            | -   |                  |
| Janitorial Services  | 383,239.68                     | -                    | 383,239.68   | -   |                  |
| Advertising Expenses   | 239,000.00                     | -                    | 150,111.36   | 88,888.64   |                  |
| Printing & Publication Expenses                                | 24,000.00                      | -                    | -            | 24,000.00   |                  |
| Representation Expenses  | -                              | -                    | -            | -   |                  |
| Subscription Expenses  | 60,000.00                      | 12,408.50            | 22,119.50    | 37,880.50   |                  |
| Transportation & Delivery Expenses                             | 58,000.00                      | 58,000.00            | 58,000.00    | -   |                  |
| Other MOOE   | 104,084.76                     | -                    | -            | 104,084.76  |                  |
| Total Operations   | 1,867,977.13                   | 301,507.96           | 1,457,941.39 | 410,035.74  |                  |
| Total MOOE   | 6,789,195.74                   | 649,587.74           | 5,373,520.55 | 1,415,675.19  |                  |



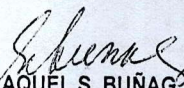



STATUS OF ALLOTMENTS, OBLIGATIONS, AND BALANCES  
As of June 30, 2022

BAR NO. 4

Department: Department of Justice  
Agency/OU: Presidential Commission on Good Government  
Fund: 101

| P/A/P / ALLOTMENT CLASS / OBJECTIVE<br>OF EXPENDITURE<br>( 1 ) | Allotment<br>Received<br>( 2 ) | Obligations Incurred |         | Unobligated<br>Balance of<br>Allotment<br>(5)=(2)-(4) | Remarks<br>( 6 ) |
|--|--------------------------------|----------------------|---------|---|------------------|
|  |                                | This Report          | To Date |   |                  |
|  |                                | ( 3 )                | ( 4 )   |   |                  |

|  |              |            |              |              |  |
|--|--------------|------------|--------------|--------------|--|
| CONTINUING APPROPRIATION-2022 CAPITAL OUTLAY |              |            |              |              |  |
| -  |              |            |              |              |  |
| A.1.a GAS                                    |              |            |              |              |  |
| Capital Outlay-ICT Software                  | 92,850.16    | -          | -            | 92,850.16    |  |
| Capital Outlay-ICT Equipment                 | 32,386.00    | -          | -            | 32,386.00    |  |
| Total Capital Outlay                         | 125,236.16   | -          | -            | 125,236.16   |  |
| GRAND TOTAL                                  | 6,914,431.90 | 649,587.74 | 5,373,520.55 | 1,540,911.35 |  |

|  |   |   |  |
|--|---|---|--|
| Prepared by:   |   | Recommending Approval:  |  |
| <br><b>RAQUEL S. BUÑAG</b><br>Budget Officer<br>Date: | <br><b>STEPHEN P. TANCHULING</b><br>OIC-Director, FAD<br>Date: | <br><b>RHODERICK M. PARAYNO</b><br>Commissioner-in-Charge, FAD<br>Date: | <br><b>JOHN A. AGBAYANI</b><br>Chairperson<br>Date: |




STATUS OF ALLOTMENTS, OBLIGATIONS, AND BALANCES  
As of June 30, 2022


Department : Department of Justice  
Agency/OU : Presidential Commission on Good Government  
Fund : 151


| P/A/P / ALLOTMENT CLASS / OBJECTIVE OF EXPENDITURE<br>( 1 ) | Allotment Received<br>( 2 ) | Obligations Incurred |              | Unobligated Balance of<br>(5)=(2)-(4) | Remarks<br>( 6 ) |
|---|-----------------------------|----------------------|--------------|---------------------------------------|------------------|
|   |                             | This Report          | To Date      |                                       |                  |
|   |                             | ( 3 )                | ( 4 )        |                                       |                  |
| CURRENT YEAR BUDGET   |                             |                      |              |                                       |                  |
| Maintenance and Other Operating Expenses                    |                             |                      |              |                                       |                  |
| Travelling Expenses   |                             |                      |              |                                       |                  |
| Local   | 500,000.00                  | 2,066.00             | 268,218.52   | 231,781.48                            |                  |
| Foreign   | 1,000,000.00                | -                    | -            | 1,000,000.00                          |                  |
| Training & Seminar  |                             |                      |              |                                       |                  |
| Supplies & Materials  |                             |                      |              |                                       |                  |
| Utility Expenses  |                             |                      |              |                                       |                  |
| Communication Expenses                                      |                             |                      |              |                                       |                  |
| Survey Expenses   |                             |                      |              |                                       |                  |
| Extraordinary & Miscellaneous Expenses                      |                             |                      |              |                                       |                  |
| Professional Services                                       |                             |                      |              |                                       |                  |
| Legal Services  | 14,300,000.00               | 628,727.27           | 1,573,727.27 | 12,726,272.73                         |                  |
| Local   | 7,000,000.00                | 628,727.27           | 1,573,727.27 | 5,426,272.73                          |                  |
| Foreign   | 7,300,000.00                | -                    |              | 7,300,000.00                          |                  |
| Consultancy Services  | 100,000.00                  | -                    | 13,000.00    | 87,000.00                             |                  |
| Other Professional Services                                 | 6,000,000.00                | 207,243.83           | 1,635,329.69 | 4,364,670.31                          |                  |
| General Services  | 1,100,000.00                | 158,341.50           | 434,393.41   | 665,606.59                            |                  |
| Rent/Lease  |                             |                      |              |                                       |                  |
| Water, Light & Power  |                             |                      |              |                                       |                  |
| Repairs & Maintenance                                       |                             |                      |              |                                       |                  |
| Taxes, Ins., Fidelity Bond Prem./Other Fees                 |                             |                      |              |                                       |                  |
| Other Maintenance & Operating Expenses                      |                             |                      |              |                                       |                  |
| Sub-total   | 23,000,000.00               | 996,378.60           | 3,924,668.89 | 19,075,331.11                         |                  |
| Capital Outlay  |                             |                      |              |                                       |                  |
| Furniture and Fixtures, Equipment                           |                             |                      |              |                                       |                  |
| Office Equipment  |                             |                      |              |                                       |                  |
| Information and Technology                                  |                             |                      |              |                                       |                  |
| Sub-total   | -                           | -                    | -            |                                       |                  |
| GRAND TOTAL   | 23,000,000.00               | 996,378.60           | 3,924,668.89 | 19,075,331.11                         |                  |

Prepared by:


  
**RAQUEL S. BUÑAG**  
Budget Officer  
Date:

Recommending Approval:

  
**STEPHEN P. TANCHULING**  
OIC-Director, FAD  
Date:

  
**RHODERICK M. PARAYNO**  
Commissioner-in-Charge, FAD  
Date:

Approved by:

  
**JOHN A. AGBAYAN**  
Chairperson  
Date:



**STATUS OF ALLOTMENTS, OBLIGATIONS, AND BALANCES**  
**As of July 31, 2022**

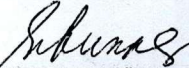



Department : **Department of Justice**  
Agency : **Presidential Commission on Good Government**  
Fund : **101**

| P/A/P / ALLOTMENT CLASS / OBJECT OF EXPENDITURE<br>( 1 ) | Allotment Received<br>( 2 ) | Obligations Incurred |                      | Unobligated Balance of<br>(5)=(2)-(4) | Remarks<br>( 6 ) |
|--|-----------------------------|----------------------|----------------------|---------------------------------------|------------------|
|  |                             | This Report<br>( 3 ) | To Date<br>( 4 )     |                                       |                  |
| <b>CURRENT YEAR BUDGET</b>                               |                             |                      |                      |                                       |                  |
| <b>Personal Services</b>                                 |                             |                      |                      |                                       |                  |
| Salaries (Itemized Positions)                            | 55,413,807.87               | 3,804,228.48         | 33,424,300.68        | 21,989,507.19                         |                  |
| Salaries & Wages (Casual & Contractual)                  | 27,100,000.00               | 1,803,773.37         | 15,040,961.75        | 12,059,038.25                         |                  |
| PERA   | 1,922,727.26                | 126,000.00           | 1,179,545.49         | 743,181.77                            |                  |
| Representation Allowance                                 | 1,476,000.00                | 124,750.00           | 933,000.00           | 543,000.00                            |                  |
| Transportation Allowance                                 | 1,443,177.49                | 94,000.00            | 675,000.00           | 768,177.49                            |                  |
| Mid Year Bonus   | 4,850,706.50                | -                    | 4,850,584.00         | 122.50                                |                  |
| Year End Bonus   | 4,768,000.00                | -                    | -                    | 4,768,000.00                          |                  |
| Cash Gift  | 405,000.00                  | -                    | -                    | 405,000.00                            |                  |
| Clothing   | 516,000.00                  | -                    | 516,000.00           | -                                     |                  |
| Productivity Enhancement Incentive                       | 405,000.00                  | -                    | -                    | 405,000.00                            |                  |
| Honorarium   | 467,500.00                  | -                    | -                    | 467,500.00                            |                  |
| Terminal Leave   | 2,361,080.88                | 32,822.51            | 2,361,080.88         | -                                     |                  |
| Other Personnel Benefits-Step Increment                  | 143,000.00                  | -                    | 1,127.73             | 141,872.27                            |                  |
| Other Personnel Benefits-Loyalty                         | 30,000.00                   | 5,000.00             | 20,000.00            | 10,000.00                             |                  |
| RLIP   | 6,866,000.00                | 326,716.68           | 3,581,577.74         | 3,284,422.26                          |                  |
| Pag-ibig   | 98,000.00                   | 5,746.67             | 59,017.63            | 38,982.37                             |                  |
| Philhealth   | 775,000.00                  | 50,608.02            | 405,561.99           | 369,438.01                            |                  |
| ECIP   | 98,000.00                   | 5,700.00             | 57,000.00            | 41,000.00                             |                  |
| <b>Total PS</b>  | <b>109,139,000.00</b>       | <b>6,379,345.73</b>  | <b>63,104,757.89</b> | <b>46,034,242.11</b>                  |                  |
| <b>Maintenance and Other Operating Expenses</b>          |                             |                      |                      |                                       |                  |
| Travelling Expenses-Local                                | 902,000.00                  | 4,478.00             | 273,526.05           | 628,473.95                            |                  |
| Travelling Expenses-Foreign                              | 1,247,000.00                | -                    | -                    | 1,247,000.00                          |                  |
| Communication Exp-Postage & Deliveries                   | 111,000.00                  | 8,580.23             | 24,926.67            | 86,073.33                             |                  |
| Communication Exp-Telephone Landline                     | 1,689,000.00                | 58,021.16            | 178,051.53           | 1,510,948.47                          |                  |
| Communication Exp-Telephone Mobile                       | 1,689,000.00                | -                    | 168,624.24           | 1,520,375.76                          |                  |
| Communication Exp-Cable, Satellite, etc.                 | 57,000.00                   | -                    | 10,639.78            | 46,360.22                             |                  |
| Communication Exp-Internet Subscription                  | 282,000.00                  | 16,385.08            | 106,133.22           | 175,866.78                            |                  |
| Repairs & Maint.-Buildings & Structures                  | 2,590,000.00                | 3,307.00             | 239,393.47           | 2,350,606.53                          |                  |
| Repairs & Maint.-Office Equipment                        | 433,384.00                  | 2,150.00             | 13,485.75            | 419,898.25                            |                  |
| Repairs & Maint.-Motor Vehicles                          | 929,000.00                  | 41,967.00            | 459,314.65           | 469,685.35                            |                  |
| Office Supplies & Materials                              | 2,691,000.00                | 155,171.70           | 1,584,513.30         | 1,106,486.70                          |                  |
| Fuel, Oil and Lubricants Expenses                        | 2,588,000.00                | 258,631.85           | 1,055,085.36         | 1,532,914.64                          |                  |
| ICT Office Supplies                                      | 89,000.00                   | -                    | 24,589.00            | 64,411.00                             |                  |
| Semi-Expendable-Office Equipment                         | 233,616.00                  | 40,766.00            | 165,357.00           | 68,259.00                             |                  |
| Semi-Expendable-Furniture & Fixtures                     | 120,000.00                  | 16,900.00            | 66,490.97            | 53,509.03                             |                  |
| Semi-Expendable-ICT Equipment                            | 30,000.00                   | -                    | 24,046.00            | 5,954.00                              |                  |
| Semi-Expendable-Printing Equipment                       | 207,000.00                  | -                    | -                    | 207,000.00                            |                  |
| Utility Expenses-Water                                   | 949,000.00                  | 51,168.46            | 170,931.57           | 778,068.43                            |                  |
| Utility Expenses-Electricity                             | 3,995,000.00                | 391,971.25           | 2,069,605.72         | 1,925,394.28                          |                  |
| Training & Scholarship                                   | 1,461,000.00                | 348,161.00           | 1,067,187.06         | 393,812.94                            |                  |
| Extraordinary & Miscellaneous Expenses                   | 1,990,000.00                | 101,856.36           | 1,092,485.91         | 897,514.09                            |                  |
| Taxes, Duties and Fees                                   | 78,000.00                   | -                    | 19,742.46            | 58,257.54                             |                  |
| Fidelity Bond Premiums                                   | 298,962.50                  | 22,500.00            | 248,962.50           | 50,000.00                             |                  |
| Insurance Expenses                                       | 400,000.00                  | -                    | 84,410.54            | 315,589.46                            |                  |
| Rent/Lease Expenses                                      | 850,000.00                  | -                    | 144,720.76           | 705,279.24                            |                  |
| Legal Services   | 4,815,000.00                | 2,450.00             | 16,594.29            | 4,798,405.71                          |                  |
| Consultancy Services                                     | 2,000,000.00                | 250,000.00           | 970,000.00           | 1,030,000.00                          |                  |
| Other Professional Services                              | 8,907,000.00                | 551,904.22           | 4,877,587.57         | 4,029,412.43                          |                  |
| General Services-Security                                | 4,063,500.00                | 345,952.35           | 1,491,190.09         | 2,572,309.91                          |                  |
| General Services-Janitorial                              | 4,260,000.00                | 441,024.33           | 1,753,135.44         | 2,506,864.56                          |                  |
| Advertising Expenses                                     | 272,000.00                  | -                    | -                    | 272,000.00                            |                  |
| Printing & Publication Expenses                          | 58,000.00                   | -                    | -                    | 58,000.00                             |                  |
| Representation Expenses                                  | 1,088,000.00                | 172,051.97           | 1,003,386.12         | 84,613.88                             |                  |
| Transportation Services                                  | 58,000.00                   | -                    | 25,333.00            | 32,667.00                             |                  |
| Subscription Expenses                                    | 248,000.00                  | -                    | 43,640.74            | 204,359.26                            |                  |
| ICT Software Subscription Expenses                       | 92,537.50                   | -                    | -                    | 92,537.50                             |                  |
| Other MOOE   | 540,000.00                  | 7,904.56             | 197,352.88           | 342,647.12                            |                  |
| <b>Sub-total MOOE</b>                                    | <b>52,312,000.00</b>        | <b>3,293,302.52</b>  | <b>19,670,443.64</b> | <b>32,641,556.36</b>                  |                  |
| <b>Sub-Total MOOE - Continuing</b>                       | <b>6,789,195.74</b>         | <b>431,105.08</b>    | <b>5,804,625.63</b>  | <b>984,570.11</b>                     |                  |
| <b>Total MOOE</b>  | <b>59,101,195.74</b>        | <b>3,724,407.60</b>  | <b>25,475,069.27</b> | <b>33,626,126.47</b>                  |                  |



STATUS OF ALLOTMENTS, OBLIGATIONS, AND BALANCES  
As of July 31, 2022

Department : Department of Justice  
Agency : Presidential Commission on Good Government  
Fund : 101

| P/A/P / ALLOTMENT CLASS / OBJECT OF EXPENDITURE<br>( 1 )  | Allotment Received<br>( 2 )  | Obligations Incurred   |  | Unobligated Balance of<br>(5)=(2)-(4) | Remarks<br>( 6 ) |
|---|--|--|--|---------------------------------------|------------------|
|   |  | This Report  | To Date  |                                       |                  |
|   |  | ( 3 )  | ( 4 )  |                                       |                  |
| CURRENT YEAR BUDGET   |  |  |  |                                       |                  |
| q   |  |  |  |                                       |                  |
| Capital Outlay  |  |  |  |                                       |                  |
| ICT Software  | 162,000.00   | -  | 136,552.26   | 25,447.74                             |                  |
| ICT Equipment   | 910,000.00   | -  | 601,445.00   | 308,555.00                            |                  |
| Motor Vehicles  | 4,350,000.00   | -  | -  | 4,350,000.00                          |                  |
| Sub-total CO  | 5,422,000.00   | -  | 737,997.26   | 4,684,002.74                          |                  |
| Sub-total CO - Continuing   | 125,236.16   | -  | -  | 125,236.16                            |                  |
| Total CO  | 5,547,236.16   | -  | 737,997.26   | 4,809,238.90                          |                  |
| GRAND TOTAL   | 173,787,431.90   | 10,103,753.33  | 89,317,824.42  | 84,469,607.48                         |                  |
| Prepared by:  |  |  |  |                                       |                  |
| Recommending Approval:  |  |  |  |                                       |                  |
| Approved by:  |  |  |  |                                       |                  |
| <br>RAQUEL S. BUÑAG<br>Budget Officer<br>Date: 8/10/2022 | <br>STEPHEN P. TANCHULING<br>OIC-Director, FAD<br>Date: 8/10/2022 | <br>RHODERICK M. PARAYNO<br>Commissioner-in-Charge, FAD<br>Date: | <br>JOHN A. AGBAYANI<br>Chairperson<br>Date: |                                       |                  |



**STATUS OF ALLOTMENTS, OBLIGATIONS, AND BALANCES**  
**As of JULY 31, 2022**

BAR NO. 4

Department : Department of Justice  
Agency : Presidential Commission on Good Government  
Fund : 101

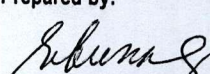



| P/A/P / ALLOTMENT CLASS / OBJECTIVE<br>OF EXPENDITURE<br>( 1 ) | Allotment<br>Received<br>( 2 ) | Obligations Incurred |               | Unobligated<br>Balance of<br>Allotment<br>(5)=(2)-(4) | Remarks<br>( 6 ) |
|--|--------------------------------|----------------------|---------------|---|------------------|
|  |                                | This Report          | To Date       |   |                  |
|  |                                | ( 3 )                | ( 4 )         |   |                  |
| CURRENT YEAR BUDGET  |                                |                      |               |   |                  |
| A.1.a GAS  |                                |                      |               |   |                  |
| Personal Services  |                                |                      |               |   |                  |
| Salaries (Itemized Positions)                                  | 41,851,407.87                  | 2,791,412.48         | 24,863,314.22 | 16,988,093.65   |                  |
| Salaries & Wages (Casual & Contractual)                        | 5,467,000.00                   | 246,116.45           | 2,197,391.40  | 3,269,608.60  | *                |
| PERA   | 1,490,727.26                   | 88,000.00            | 903,545.49    | 587,181.77  |                  |
| Representation Allowance                                       | 1,140,000.00                   | 80,250.00            | 630,750.00    | 509,250.00  |                  |
| Transportation Allowance                                       | 1,107,177.49                   | 67,500.00            | 390,750.00    | 716,427.49  |                  |
| Mid Year Bonus   | 3,643,106.50                   | -                    | 3,643,047.00  | 59.50   |                  |
| Year End Bonus & Cash Gift                                     | 3,631,000.00                   | -                    | -             | 3,631,000.00  |                  |
| Cash Gift  | 315,000.00                     | -                    | -             | 315,000.00  |                  |
| Clothing   | 396,000.00                     | -                    | 396,000.00    | -   |                  |
| Productivity Enhancement Incentive                             | 315,000.00                     | -                    | -             | 315,000.00  |                  |
| Honoraria  | 467,500.00                     | -                    | -             | 467,500.00  |                  |
| Terminal Leave   | 2,361,080.88                   | 32,822.51            | 2,361,080.88  | -   |                  |
| Other Personnel Benefits-Step Increment                        | 109,000.00                     | -                    | 408.14        | 108,591.86  |                  |
| Other Personnel Benefits- Loyalty                              | 25,000.00                      | 5,000.00             | 20,000.00     | 5,000.00  |                  |
| RLIP   | 5,229,000.00                   | 172,143.48           | 2,286,429.78  | 2,942,570.22  |                  |
| Pag-ibig   | 76,000.00                      | 3,346.67             | 40,316.02     | 35,683.98   |                  |
| Philhealth   | 581,000.00                     | 26,658.12            | 263,881.55    | 317,118.45  |                  |
| ECIP   | 76,000.00                      | 3,400.00             | 39,000.00     | 37,000.00   |                  |
| Sub-total PS   | 68,281,000.00                  | 3,516,649.71         | 38,035,914.48 | 30,245,085.52   |                  |
| Maintenance and Other Operating Expenses                       |                                |                      |               |   |                  |
| Travelling Expense-Local                                       | 248,000.00                     | 2,854.00             | 13,226.00     | 234,774.00  |                  |
| Travelling Expenses-Foreign                                    | 562,000.00                     | -                    | -             | 562,000.00  |                  |
| Communication Exp-Postage & Deliveries                         | 55,000.00                      | 4,352.24             | 7,901.65      | 47,098.35   |                  |
| Communication Exp-Tel.Landline                                 | 1,014,000.00                   | 49,682.48            | 137,533.80    | 876,466.20  |                  |
| Communication Exp-Tel. Mobile                                  | 1,014,000.00                   | -                    | 126,135.24    | 887,864.76  |                  |
| Communication Exp-Cable, Satellite, etc.                       | 24,000.00                      | -                    | 9,769.78      | 14,230.22   |                  |
| Communication Exp-Internet Subscription                        | 112,000.00                     | 16,385.08            | 53,969.22     | 58,030.78   |                  |
| Repairs & Maint.-Buildings & Structures                        | 676,000.00                     | 2,001.50             | 68,212.67     | 607,787.33  |                  |
| Repairs & Maint.-Office Equipment                              | 57,000.00                      | 1,850.00             | 13,185.75     | 43,814.25   |                  |
| Repairs & Maint.-Motor Vehicles                                | 164,000.00                     | 13,194.00            | 159,429.15    | 4,570.85  |                  |
| Supplies & Materials   | 1,511,000.00                   | 139,661.50           | 1,394,538.26  | 116,461.74  |                  |
| Fuel, Oil and Lubricants Expenses                              | 1,688,000.00                   | 193,019.59           | 721,194.08    | 966,805.92  |                  |
| ICT Office Supplies  | 89,000.00                      | -                    | 24,589.00     | 64,411.00   |                  |
| Semi-Expendable-Office Equipment                               | 226,000.00                     | 33,150.00            | 157,741.00    | 68,259.00   |                  |
| Semi-Expendable-Furniture & Fixtures                           | 120,000.00                     | 16,900.00            | 66,490.97     | 53,509.03   |                  |
| Semi-Expendable-ICT Equipment                                  | 30,000.00                      | -                    | 24,046.00     | 5,954.00  |                  |
| Semi-Expendable-Printing Equipment                             | 207,000.00                     | -                    | -             | 207,000.00  |                  |
| Utility Expenses-Water   | 274,000.00                     | 27,548.46            | 67,126.25     | 206,873.75  |                  |
| Utility Expenses-Electricity                                   | 1,747,000.00                   | 122,619.02           | 491,816.89    | 1,255,183.11  |                  |
| Training & Scholarship   | 1,021,000.00                   | 338,767.00           | 1,016,793.06  | 4,206.94  |                  |
| Extraordinary & Miscellaneous Expenses                         | 1,660,000.00                   | 45,456.36            | 889,185.91    | 770,814.09  |                  |
| Taxes, Duties & Fees   | 50,000.00                      | -                    | 17,219.36     | 32,780.64   |                  |
| Fidelity Bond Premiums   | 248,962.50                     | 22,500.00            | 248,962.50    | -   |                  |
| Insurance Expense  | 350,000.00                     | -                    | 84,410.54     | 265,589.46  |                  |
| Rent/Lease Expenses  | 300,000.00                     | -                    | 29,567.50     | 270,432.50  |                  |
| Professional Services  | 1,985,000.00                   | 90,000.00            | 1,396,461.78  | 588,538.22  |                  |
| Legal Services   | 15,000.00                      | 2,450.00             | 7,764.29      | 7,235.71  |                  |
| Security Services  | 4,063,500.00                   | 345,952.35           | 1,491,190.09  | 2,572,309.91  |                  |
| Advertising Expenses   | 33,000.00                      | -                    | -             | 33,000.00   |                  |
| Printing & Publication Expenses                                | 34,000.00                      | -                    | -             | 34,000.00   |                  |
| Representation Expenses  | 862,000.00                     | 142,400.09           | 807,800.90    | 54,199.10   |                  |
| Subscription Expenses  | 188,000.00                     | -                    | 43,640.74     | 144,359.26  |                  |
| ICT Software Subscription Expenses                             | 92,537.50                      | -                    | -             | 92,537.50   |                  |
| Other MOOE   | 140,000.00                     | -                    | 68,910.00     | 71,090.00   |                  |
| Sub-total MOOE   | 20,861,000.00                  | 1,610,743.67         | 9,638,812.38  | 11,222,187.62   |                  |
| Capital Outlay   |                                |                      |               |   |                  |
| ICT Software   | 162,000.00                     | -                    | 136,552.26    | 25,447.74   |                  |
| ICT Equipment  | 910,000.00                     | -                    | 601,445.00    | 308,555.00  |                  |
| Motor Vehicle  | 4,350,000.00                   | -                    | -             | 4,350,000.00  |                  |
| Sub-total CO   | 5,422,000.00                   | -                    | 737,997.26    | 4,684,002.74  |                  |
| TOTAL GAS  | 94,564,000.00                  | 5,127,393.38         | 48,412,724.12 | 46,151,275.88   |                  |



**STATUS OF ALLOTMENTS, OBLIGATIONS, AND BALANCES**  
As of JULY 31, 2022

Department : Department of Justice  
Agency : Presidential Commission on Good Government  
Fund : 101

Page 1

| P/A/P / ALLOTMENT CLASS / OBJECTIVE<br>OF EXPENDITURE<br>(1)  | Allotment<br>Received<br>(2) | Obligations Incurred        |                      | Unobligated<br>Balance of<br>(5)=(2)-(4) | Remarks<br>(6) |
|---|------------------------------|-----------------------------|----------------------|--|----------------|
|   |                              | This Report<br>(3)          | To Date<br>(4)       |  |                |
| <b>A.3.a OPERATIONS</b>   |                              |                             |                      |  |                |
| <b>Personal Services</b>  |                              |                             |                      |  |                |
| Salaries (Itemized Positions)   | 13,562,400.00                | 1,012,816.00                | 8,560,986.46         | 5,001,413.54                             |                |
| Salaries & Wages (Casual & Contractual)   | 21,633,000.00                | 1,557,656.92                | 12,843,570.35        | 8,789,429.65                             | *              |
| PERA  | 432,000.00                   | 38,000.00                   | 276,000.00           | 156,000.00                               |                |
| Representation Allowance  | 336,000.00                   | 44,500.00                   | 302,250.00           | 33,750.00                                |                |
| Transportation Allowance  | 336,000.00                   | 26,500.00                   | 284,250.00           | 51,750.00                                |                |
| Mid Year Bonus  | 1,207,600.00                 | -                           | 1,207,537.00         | 63.00                                    |                |
| Year End Bonus & Cash Gift  | 1,137,000.00                 | -                           | -                    | 1,137,000.00                             |                |
| Cash Gift   | 90,000.00                    | -                           | -                    | 90,000.00                                |                |
| Clothing  | 120,000.00                   | -                           | 120,000.00           | -  |                |
| Productivity Enhancement Incentive  | 90,000.00                    | -                           | -                    | 90,000.00                                |                |
| Other Personnel Benefits-Step Increment   | 34,000.00                    | -                           | 719.59               | 33,280.41                                |                |
| Other Personnel Benefits- Loyalty   | 5,000.00                     | -                           | -                    | 5,000.00                                 |                |
| RLIP  | 1,637,000.00                 | 154,573.20                  | 1,295,147.96         | 341,852.04                               |                |
| Pag-ibig  | 22,000.00                    | 2,400.00                    | 18,701.61            | 3,298.39                                 |                |
| Philhealth  | 194,000.00                   | 23,949.90                   | 141,680.44           | 52,319.56                                |                |
| ECIP  | 22,000.00                    | 2,300.00                    | 18,000.00            | 4,000.00                                 |                |
| <b>Sub-total PS</b>   | <b>40,858,000.00</b>         | <b>2,862,696.02</b>         | <b>25,068,843.41</b> | <b>15,789,156.59</b>                     |                |
| <b>Maintenance and Other Operating Expenses</b>   |                              |                             |                      |  |                |
| Travelling Expenses-Local   | 654,000.00                   | 1,624.00                    | 260,300.05           | 393,699.95                               |                |
| Travelling Expenses-Foreign   | 685,000.00                   | -                           | -                    | 685,000.00                               |                |
| Communication Exp-Postage & Deliveries  | 56,000.00                    | 4,227.99                    | 17,025.02            | 38,974.98                                |                |
| Communication Exp-Tel.Landline  | 675,000.00                   | 8,338.68                    | 40,517.73            | 634,482.27                               |                |
| Communication Exp-Tel. Mobile   | 675,000.00                   | -                           | 42,489.00            | 632,511.00                               |                |
| Communication Exp-Cable, Satellite, etc.  | 33,000.00                    | -                           | 870.00               | 32,130.00                                |                |
| Communication Exp-Internet Subscription   | 170,000.00                   | -                           | 52,164.00            | 117,836.00                               |                |
| Repairs & Maint.-Buildings & Structures   | 1,914,000.00                 | 1,305.50                    | 171,180.80           | 1,742,819.20                             |                |
| Repairs & Maint.-Office Equipment   | 376,384.00                   | 300.00                      | 300.00               | 376,084.00                               |                |
| Repairs & Maint.-Motor Vehicles   | 765,000.00                   | 28,773.00                   | 299,885.50           | 465,114.50                               |                |
| Supplies & Materials  | 1,180,000.00                 | 15,510.20                   | 189,975.04           | 990,024.96                               |                |
| Semi-Expendable - Office Equipment  | 7,616.00                     | 7,616.00                    | 7,616.00             | -  |                |
| Fuel, Oil and Lubricants Expenses   | 900,000.00                   | 65,612.26                   | 333,891.28           | 566,108.72                               |                |
| Utility Expenses-Water  | 675,000.00                   | 23,620.00                   | 103,805.32           | 571,194.68                               |                |
| Utility Expenses-Electricity  | 2,248,000.00                 | 269,352.23                  | 1,577,788.83         | 670,211.17                               |                |
| Training & Scholarship  | 440,000.00                   | 9,394.00                    | 50,394.00            | 389,606.00                               |                |
| Extraordinary & Miscellaneous Expenses  | 330,000.00                   | 56,400.00                   | 203,300.00           | 126,700.00                               |                |
| Taxes, Duties & Fees  | 28,000.00                    | -                           | 2,523.10             | 25,476.90                                |                |
| Fidelity Bond Premiums  | 50,000.00                    | -                           | -                    | 50,000.00                                |                |
| Insurance Expense   | 50,000.00                    | -                           | -                    | 50,000.00                                |                |
| Rent/Lease Expenses   | 550,000.00                   | -                           | 115,153.26           | 434,846.74                               |                |
| Legal Services  | 4,800,000.00                 | -                           | 8,830.00             | 4,791,170.00                             |                |
| Consultancy Services  | 2,000,000.00                 | 250,000.00                  | 970,000.00           | 1,030,000.00                             |                |
| Other Professional Services   | 6,922,000.00                 | 461,904.22                  | 3,481,125.79         | 3,440,874.21                             |                |
| Janitorial Services   | 4,260,000.00                 | 441,024.33                  | 1,753,135.44         | 2,506,864.56                             |                |
| Advertising Expenses  | 239,000.00                   | -                           | -                    | 239,000.00                               |                |
| Printing & Publication Expenses   | 24,000.00                    | -                           | -                    | 24,000.00                                |                |
| Representation Expenses   | 226,000.00                   | 29,651.88                   | 195,585.22           | 30,414.78                                |                |
| Transportation Services   | 58,000.00                    | -                           | 25,333.00            | 32,667.00                                |                |
| Subscription Expenses   | 60,000.00                    | -                           | -                    | 60,000.00                                |                |
| Other MOOE  | 400,000.00                   | 7,904.56                    | 128,442.88           | 271,557.12                               |                |
| <b>Sub-total MOOE</b>   | <b>31,451,000.00</b>         | <b>1,682,558.85</b>         | <b>10,031,631.26</b> | <b>21,419,368.74</b>                     |                |
| <b>Capital Outlay</b>   |                              |                             |                      |  |                |
| Sub-total   | -                            | -                           | -                    | -  |                |
| <b>TOTAL OPERATIONS</b>   | <b>72,309,000.00</b>         | <b>4,545,254.87</b>         | <b>35,100,474.67</b> | <b>37,208,525.33</b>                     |                |
| <b>GRAND TOTAL</b>  | <b>166,873,000.00</b>        | <b>9,672,648.25</b>         | <b>83,513,198.79</b> | <b>83,359,801.21</b>                     |                |
| Prepared by:  <b>RAQUEL S. BUÑAG</b>                 |                              |                             |                      |  |                |
| Recommending Approval:  <b>STEPHEN P. TANCHULING</b> |                              |                             |                      |  |                |
| Approved by:  <b>RHODERICK M. PARAYNO</b>           |                              |                             |                      |  |                |
|  <b>JOHN A. AGBAYANI</b>                           |                              |                             |                      |  |                |
| Budget Officer  | OIC-Director, FAD            | Commissioner-in-Charge, FAD | Chairperson          |  |                |
| Date: 8/10/2022   | Date: 8/10/2022              | Date:                       | Date:                |  |                |



**STATUS OF ALLOTMENTS, OBLIGATIONS, AND BALANCES**  
As of July 31, 2022

Department: Department of Justice

Agency/OU: Presidential Commission on Good Government

Fund: 101

| P/A/P / ALLOTMENT CLASS / OBJECTIVE<br>OF EXPENDITURE<br>(1) | Allotment<br>Received<br>(2) | Obligations Incurred |              | Unobligated<br>Balance of<br>Allotment<br>(5)=(2)-(4) | Remarks<br>(6) |
|--|------------------------------|----------------------|--------------|---|----------------|
|  |                              | This Report          | To Date      |   |                |
|  |                              | (3)                  | (4)          |   |                |
| CONTINUING APPROPRIATION-2022 MOOE                           |                              |                      |              |   |                |
| A.1.a GAS  |                              |                      |              |   |                |
| Travelling Expense-Local                                     | 206,642.00                   | -                    | 102,000.67   | 104,641.33  |                |
| Travelling Expenses-Foreign                                  | 62,000.00                    | -                    | 62,000.00    | -   |                |
| Communication Exp-Postage                                    | 40,066.75                    | -                    | -            | 40,066.75   |                |
| Communication Exp-Tel. Mobile                                | 262,774.62                   | 93,740.00            | 241,125.79   | 21,648.83   |                |
| Communication Exp-Tel.Landline                               | 195,056.57                   | -                    | 195,056.57   | -   |                |
| Communication Exp-Internet Expenses                          | 48,078.70                    | 5,501.92             | 48,078.70    | -   |                |
| Communication Exp-Cable, Satellite, etc.                     | -                            | -                    | -            | -   |                |
| Repairs & Maint.-Buildings & Structures                      | 91,904.83                    | -                    | 91,904.83    | -   |                |
| Repairs & Maint.-Office Equipment                            | 34,247.55                    | -                    | 11,090.00    | 23,157.55   |                |
| Repairs & Maint.-Motor Vehicles                              | 613.00                       | -                    | -            | 613.00  |                |
| Supplies & Materials   | -                            | -                    | -            | -   |                |
| Fuel, Oil and Lubricants Expenses                            | 84,304.24                    | -                    | 84,304.24    | -   |                |
| ICT Office Supplies  | 93,000.00                    | -                    | 93,000.00    | -   |                |
| Semi-Expendable-ICT Equipment                                | 18,019.00                    | -                    | 18,019.00    | -   |                |
| Semi-Expendable-Printing/Office Equipment                    | 10,820.00                    | -                    | 10,820.00    | -   |                |
| Rent/Lease Expenses  | 212,743.68                   | 59,517.96            | 126,278.82   | 86,464.86   |                |
| Utility Expenses-Water                                       | 87,654.81                    | -                    | 87,654.81    | -   |                |
| Utility Expenses-Electricity                                 | 288,768.62                   | -                    | 288,768.62   | -   |                |
| Training & Scholarship                                       | 317,329.77                   | -                    | 317,329.77   | -   |                |
| ICT Training Expenses  | 80,000.00                    | -                    | 80,000.00    | -   |                |
| Extraordinary & Miscellaneous Expenses                       | 227,363.64                   | 5,843.64             | 227,363.64   | -   |                |
| Taxes, Duties & Fees   | -                            | -                    | -            | -   |                |
| Fidelity Bond Premiums                                       | -                            | -                    | -            | -   |                |
| Insurance Expense  | 93,848.68                    | -                    | 93,848.68    | -   |                |
| Professional Services  | 1,468,702.55                 | -                    | 1,468,702.55 | -   |                |
| Consultancy Services   | 164,545.45                   | -                    | 164,545.45   | -   |                |
| Security Services  | 238,571.68                   | -                    | 238,571.68   | -   |                |
| Advertising Expenses   | 33,000.00                    | -                    | -            | 33,000.00   |                |
| Printing & Publication Expenses                              | 29,942.47                    | -                    | -            | 29,942.47   |                |
| Representation Expenses                                      | -                            | -                    | -            | -   |                |
| Subscription Expenses  | 6,230.37                     | -                    | 6,230.37     | -   |                |
| ICT Software Subscription Expenses                           | 513,000.00                   | 213,240.00           | 236,728.49   | 276,271.51  |                |
| Other MOOE   | 11,989.63                    | -                    | -            | 11,989.63   |                |
| Total GAS  | 4,921,218.61                 | 377,843.52           | 4,293,422.68 | 627,795.93  |                |
| A.3.a OPERATIONS   |                              |                      |              |   |                |
| Travelling Expenses-Local                                    | -                            | -                    | -            | -   |                |
| Travelling Expenses-Foreign                                  | 185,000.00                   | 37,838.00            | 171,884.02   | 13,115.98   |                |
| Communication Exp-Postage                                    | 43,759.00                    | -                    | -            | 43,759.00   |                |
| Communication Exp-Tel. Mobile                                | -                            | -                    | -            | -   |                |
| Communication Exp-Tel.Landline                               | -                            | -                    | -            | -   |                |
| Communication Exp-Internet Expenses                          | -                            | -                    | -            | -   |                |
| Communication Exp-Cable, Satellite, etc.                     | 15,612.00                    | 3,480.00             | 6,960.00     | 8,652.00  |                |
| Repairs & Maint.-Buildings & Structures                      | -                            | -                    | -            | -   |                |
| Repairs & Maint.-Office Equipment                            | -                            | -                    | -            | -   |                |
| Repairs & Maint.-Motor Vehicles                              | 63,593.65                    | -                    | 63,593.65    | -   |                |
| Supplies & Materials   | -                            | -                    | -            | -   |                |
| Fuel, Oil and Lubricants Expenses                            | 2,360.25                     | -                    | 2,360.25     | -   |                |
| Semi-Expendable-Furniture & Fixtures                         | 6,000.00                     | -                    | 6,000.00     | -   |                |
| Rent/Lease Expenses  | 116,892.32                   | 74.56                | 116,892.32   | -   |                |
| Utility Expenses-Water                                       | -                            | -                    | -            | -   |                |
| Utility Expenses-Electricity                                 | -                            | -                    | -            | -   |                |
| Training & Scholarship                                       | 247,345.17                   | -                    | 247,345.17   | -   |                |
| Extraordinary & Miscellaneous Expenses                       | 60,828.00                    | -                    | 60,828.00    | -   |                |
| Fidelity Bond Prem. & Other Fees                             | 48,262.30                    | -                    | -            | 48,262.30   |                |
| Professional Services-Legal                                  | -                            | -                    | -            | -   |                |
| Consultancy Services   | 210,000.00                   | -                    | 210,000.00   | -   |                |
| Other Professional Services                                  | -                            | -                    | -            | -   |                |
| Janitorial Services  | 383,239.68                   | -                    | 383,239.68   | -   |                |
| Advertising Expenses   | 239,000.00                   | -                    | 150,111.36   | 88,888.64   |                |
| Printing & Publication Expenses                              | 24,000.00                    | -                    | -            | 24,000.00   |                |
| Representation Expenses                                      | -                            | -                    | -            | -   |                |
| Subscription Expenses  | 60,000.00                    | 11,869.00            | 33,988.50    | 26,011.50   |                |
| Transportation & Delivery Expenses                           | 58,000.00                    | -                    | 58,000.00    | -   |                |
| Other MOOE   | 104,084.76                   | -                    | -            | 104,084.76  |                |
| Total Operations   | 1,867,977.13                 | 53,261.56            | 1,511,202.95 | 356,774.18  |                |
| Total MOOE   | 6,789,195.74                 | 431,105.08           | 5,804,625.63 | 984,570.11  |                |



Fund: 101

Chair:  
Date:



STATUS OF ALLOTMENTS, OBLIGATIONS, AND BALANCES  
As of July 31, 2022

Department : Department of Justice  
Agency/OU : Presidential Commission on Good Government  
Fund : 151

| P/A/P / ALLOTMENT CLASS / OBJECTIVE OF EXPENDITURE<br>( 1 ) | Allotment Received<br>( 2 ) | Obligations Incurred |              | Unobligated Balance of<br>(5)=(2)-(4) | Remarks<br>( 6 ) |
|---|-----------------------------|----------------------|--------------|---------------------------------------|------------------|
|   |                             | This Report          | To Date      |                                       |                  |
|   |                             | ( 3 )                | ( 4 )        |                                       |                  |
| CURRENT YEAR BUDGET   |                             |                      |              |                                       |                  |
| Maintenance and Other Operating Expenses                    |                             |                      |              |                                       |                  |
| Travelling Expenses   |                             |                      |              |                                       |                  |
| Local   | 500,000.00                  | (6,000.00)           | 262,218.52   | 237,781.48                            |                  |
| Foreign   | 1,000,000.00                | -                    | -            | 1,000,000.00                          |                  |
| Training & Seminar  |                             |                      |              |                                       |                  |
| Supplies & Materials  |                             |                      |              |                                       |                  |
| Utility Expenses  |                             |                      |              |                                       |                  |
| Communication Expenses                                      |                             |                      |              |                                       |                  |
| Survey Expenses   |                             |                      |              |                                       |                  |
| Extraordinary & Miscellaneous Expenses                      |                             |                      |              |                                       |                  |
| Professional Services                                       |                             |                      |              |                                       |                  |
| Legal Services  | 14,300,000.00               | 1,222,454.54         | 2,796,181.81 | 11,503,818.19                         |                  |
| Local   | 7,000,000.00                | 1,222,454.54         | 2,796,181.81 | 4,203,818.19                          |                  |
| Foreign   | 7,300,000.00                | -                    |              | 7,300,000.00                          |                  |
| Consultancy Services  | 100,000.00                  | -                    | 13,000.00    | 87,000.00                             |                  |
| Other Professional Services                                 | 6,000,000.00                | 209,505.23           | 1,844,834.92 | 4,155,165.08                          |                  |
| General Services  | 1,100,000.00                | -                    | 434,393.41   | 665,606.59                            |                  |
| Rent/Lease  |                             |                      |              |                                       |                  |
| Water, Light & Power  |                             |                      |              |                                       |                  |
| Repairs & Maintenance                                       |                             |                      |              |                                       |                  |
| Taxes, Ins., Fidelity Bond Prem./Other Fees                 |                             |                      |              |                                       |                  |
| Other Maintenance & Operating Expenses                      |                             |                      |              |                                       |                  |
| Sub-total   | 23,000,000.00               | 1,425,959.77         | 5,350,628.66 | 17,649,371.34                         |                  |
| Capital Outlay  |                             |                      |              |                                       |                  |
| Furniture and Fixtures, Equipment                           |                             |                      |              |                                       |                  |
| Office Equipment  |                             |                      |              |                                       |                  |
| Information and Technology                                  |                             |                      |              |                                       |                  |
| Sub-total   | -                           | -                    | -            |                                       |                  |
| GRAND TOTAL   | 23,000,000.00               | 1,425,959.77         | 5,350,628.66 | 17,649,371.34                         |                  |

Prepared by:

  
**RAQUEL S. BUÑAG**  
Budget Officer  
Date: 8/10/2022

Recommending Approval:

  
**STEPHEN P. TANCHULING**  
OIC-Director, FAD  
Date: 8/10/2022


Approved by:

  
**RHODERICK M. PARAYNO**  
Commissioner-in-Charge, FAD  
Date:

  
**JOHN A. AGBAYANI**  
Chairperson  
Date:



**STATUS OF ALLOTMENTS, OBLIGATIONS, AND BALANCES**  
As of August 31, 2022



Department: **Department of Justice**  
Agency : **Presidential Commission on Good Government**  
Fund : **101**





| P/A/P / ALLOTMENT CLASS / OBJECT OF EXPENDITURE<br>(1) | Allotment Received<br>(2) | Obligations Incurred |                 | Unobligated<br>Balance of<br>(5)=(2)-(4) | Remarks<br>(6) |
|--|---------------------------|----------------------|-----------------|--|----------------|
|  |                           | This Report<br>(3)   | To Date<br>(4)  |  |                |
|  |                           |                      |                 |  |                |
| CURRENT YEAR BUDGET                                    |                           |                      |                 |  |                |
| Personal Services                                      |                           |                      |                 |  |                |
| Salaries (Itemized Positions)                          | 55,403,057.87             | 5,720,887.25         | 39,145,187.93 X | 16,257,869.94                            |                |
| Salaries & Wages (Casual & Contractual)                | 27,100,000.00             | 1,815,606.64         | 16,856,568.39 X | 10,243,431.61                            |                |
| PERA   | 1,922,727.26              | 216,000.00           | 1,395,545.49 ✓  | 527,181.77                               |                |
| Representation Allowance                               | 1,486,750.00              | 189,250.00           | 1,122,250.00 X  | 364,500.00                               |                |
| Transportation Allowance                               | 1,443,177.49              | 108,500.00           | 783,500.00 X    | 659,677.49                               |                |
| Mid Year Bonus   | 4,850,706.50              | -                    | 4,850,584.00 ✓  | 122.50                                   |                |
| Year End Bonus   | 4,768,000.00              | -                    | -               | 4,768,000.00                             |                |
| Cash Gift  | 405,000.00                | -                    | -               | 405,000.00                               |                |
| Clothing   | 516,000.00                | -                    | 516,000.00 ✓    | -  |                |
| Productivity Enhancement Incentive                     | 405,000.00                | -                    | -               | 405,000.00                               |                |
| Honorarium   | 467,500.00                | -                    | -               | 467,500.00                               |                |
| Terminal Leave   | 2,361,080.88              | -                    | 2,361,080.88 ✓  | -  |                |
| Other Personnel Benefits-Step Increment                | 143,000.00                | -                    | 1,127.73 ✓      | 141,872.27                               |                |
| Other Personnel Benefits-Loyalty                       | 30,000.00                 | -                    | 20,000.00 ✓     | 10,000.00                                |                |
| RLIP   | 6,866,000.00              | 660,697.46           | 4,242,275.20 X  | 2,623,724.80                             |                |
| Pag-ibig   | 98,000.00                 | 10,750.00            | 69,767.63 X     | 28,232.37                                |                |
| Philhealth   | 775,000.00                | 82,015.77            | 487,577.76 X    | 287,422.24                               |                |
| ECIP   | 98,000.00                 | 10,100.00            | 67,100.00 Y     | 30,900.00                                |                |
| Total PS   | 109,139,000.00            | 8,813,807.12         | 71,918,565.01   | 37,220,434.99                            |                |
| Maintenance and Other Operating Expenses               |                           |                      |                 |  |                |
| Travelling Expenses-Local                              | 902,000.00                | 238,656.00           | 512,182.05 ✓    | 389,817.95                               |                |
| Travelling Expenses-Foreign                            | 1,172,478.05              | -                    | -               | 1,172,478.05                             |                |
| Communication Exp-Postage & Deliveries                 | 111,000.00                | 2,174.83             | 27,101.50 ✓     | 83,898.50                                |                |
| Communication Exp-Telephone Landline                   | 1,689,000.00              | 9,751.01             | 187,802.54 ✓    | 1,501,197.46                             |                |
| Communication Exp-Telephone Mobile                     | 1,689,000.00              | 12,591.76            | 181,216.00 ✓    | 1,507,784.00                             |                |
| Communication Exp-Cable, Satellite, etc.               | 57,000.00                 | -                    | 10,639.78 ✓     | 46,360.22                                |                |
| Communication Exp-Internet Subscription                | 282,000.00                | 21,887.00            | 128,020.22 ✓    | 153,979.78                               |                |
| Repairs & Maint.-Buildings & Structures                | 2,524,985.85              | 8,289.90             | 247,683.37 ✓    | 2,277,302.48                             |                |
| Repairs & Maint.-Office Equipment                      | 433,384.00                | -                    | 13,485.75 ✓     | 419,898.25                               |                |
| Repairs & Maint.-Motor Vehicles                        | 994,014.15                | 69,585.00            | 528,899.65 ✓    | 465,114.50                               |                |
| Office Supplies & Materials                            | 2,691,000.00              | 103,826.62           | 1,688,339.92 ✓  | 1,002,660.08                             |                |
| Fuel, Oil and Lubricants Expenses                      | 2,588,000.00              | 248,677.92           | 1,303,763.28 ✓  | 1,284,236.72                             |                |
| ICT Office Supplies                                    | 89,000.00                 | -                    | 24,589.00 ✓     | 64,411.00                                |                |
| Semi-Expendable-Office Equipment                       | 233,616.00                | 30,240.80            | 195,597.80 ✓    | 38,018.20                                |                |
| Semi-Expendable-Furniture & Fixtures                   | 120,000.00                | -                    | 66,490.97 ✓     | 53,509.03                                |                |
| Semi-Expendable-ICT Equipment                          | 52,946.00                 | 28,900.00            | 52,946.00 ✓     | -  |                |
| Semi-Expendable-Printing Equipment                     | 184,054.00                | 22,840.00            | 22,840.00 ✓     | 161,214.00                               |                |
| Utility Expenses-Water                                 | 949,000.00                | 41,085.63            | 212,017.20 ✓    | 736,982.80                               |                |
| Utility Expenses-Electricity                           | 3,995,000.00              | 27,972.05            | 2,097,577.77 ✓  | 1,897,422.23                             |                |
| Training & Scholarship                                 | 1,466,543.06              | 19,750.00            | 1,086,937.06 ✓  | 379,606.00                               |                |
| Extraordinary & Miscellaneous Expenses                 | 1,990,000.00              | 107,700.00           | 1,200,185.91 ✓  | 789,814.09                               |                |
| Taxes, Duties and Fees                                 | 78,000.00                 | 20,022.76            | 39,765.22 ✓     | 38,234.78                                |                |
| Fidelity Bond Premiums                                 | 298,962.50                | -                    | 248,962.50 ✓    | 50,000.00                                |                |
| Insurance Expenses                                     | 400,000.00                | 28,668.29            | 113,078.83 ✓    | 286,921.17                               |                |
| Rent/Lease Expenses                                    | 850,000.00                | -                    | 144,720.76 ✓    | 705,279.24                               |                |
| Legal Services   | 4,815,000.00              | 220.00               | 16,814.29 ✓     | 4,798,185.71                             |                |
| Consultancy Services                                   | 2,000,000.00              | 40,000.00            | 1,010,000.00 ✓  | 990,000.00                               |                |
| Other Professional Services                            | 8,907,000.00              | 556,777.40           | 5,434,364.97 ✓  | 3,472,635.03                             |                |
| General Services-Security                              | 4,063,500.00              | 345,952.35           | 1,837,142.44 ✓  | 2,226,357.56                             |                |
| General Services-Janitorial                            | 4,260,000.00              | 187,959.92           | 1,941,095.36 ✓  | 2,318,904.64                             |                |
| Advertising Expenses                                   | 272,000.00                | -                    | -               | 272,000.00                               |                |
| Printing & Publication Expenses                        | 58,000.00                 | -                    | -               | 58,000.00                                |                |
| Representation Expenses                                | 1,156,978.89              | 153,592.77           | 1,156,978.89 ✓  | -  |                |
| Transportation Services                                | 58,000.00                 | -                    | 25,333.00 ✓     | 32,667.00                                |                |
| Subscription Expenses                                  | 248,000.00                | -                    | 43,640.74 ✓     | 204,359.26                               |                |
| ICT Software Subscription Expenses                     | 92,537.50                 | -                    | -               | 92,537.50                                |                |
| Other MOOE   | 540,000.00                | 3,024.51             | 200,377.39      | 339,622.61                               |                |
| Sub-total MOOE   | 52,312,000.00             | 2,330,146.52         | 22,000,590.16   | 30,311,409.84                            |                |
| Sub-Total MOOE - Continuing                            | 6,789,195.74              | 177,410.23           | 5,982,035.86    | 807,159.88                               |                |
| Total MOOE   | 59,101,195.74             | 2,507,556.75         | 27,982,626.02   | 31,118,569.72                            |                |



STATUS OF ALLOTMENTS, OBLIGATIONS, AND BALANCES  
As of August 31, 2022

BAR NO. 4

Department : Department of Justice  
Agency : Presidential Commission on Good Government  
Fund : 101

| P/A/P / ALLOTMENT CLASS / OBJECT OF EXPENDITURE<br>( 1 )   | Allotment Received<br>( 2 )   | Obligations Incurred |   | Unobligated Balance of<br>(5)=(2)-(4) | Remarks<br>( 6 ) |
|--|---|----------------------|---|---------------------------------------|------------------|
|  |   | This Report          | To Date   |                                       |                  |
|  |   | ( 3 )                | ( 4 )   |                                       |                  |
| CURRENT YEAR BUDGET  |   |                      |   |                                       |                  |
| Capital Outlay   |   |                      |   |                                       |                  |
| ICT Software   | 162,000.00  | -                    | 136,552.26  | 25,447.74                             |                  |
| ICT Equipment  | 910,000.00  | -                    | 601,445.00  | 308,555.00                            |                  |
| Motor Vehicles   | 4,350,000.00  | -                    | -   | 4,350,000.00                          |                  |
| Sub-total CO   | 5,422,000.00  | -                    | 737,997.26  | 4,684,002.74                          |                  |
| Sub-total CO - Continuing  | 125,236.16  | -                    | -   | 125,236.16                            |                  |
| Total CO   | 5,547,236.16  | -                    | 737,997.26  | 4,809,238.90                          |                  |
| GRAND TOTAL  | 173,787,431.90  | 11,321,363.87        | 100,639,188.29  | 73,148,243.61                         |                  |
| Prepared by:   |   |                      |   |                                       |                  |
| Recommending Approval:   |   |                      |   |                                       |                  |
| Approved by:   |   |                      |   |                                       |                  |
| <br>RAQUEL S. BUÑAG<br>Budget Officer<br>Date: | <br>STEPHEN P. TANCHULING<br>OIC-Director, FAD<br>Date: |                      | <br>RHODERICK M. PARAYNO<br>Commissioner-in-Charge, FAD<br>Date: |                                       |                  |
|  |   |                      | <br>JOHN A. BOBAYANI<br>Chairperson<br>Date:                    |                                       |                  |



**STATUS OF ALLOTMENTS, OBLIGATIONS, AND BALANCES**  
As of AUGUST 31, 2022

Department : Department of Justice  
Agency : Presidential Commission on Good Government  
Fund : 101

| P/A/P / ALLOTMENT CLASS / OBJECTIVE<br>OF EXPENDITURE<br>( 1 ) | Allotment<br>Received<br>( 2 ) | Obligations Incurred |                  | Unobligated<br>Balance of<br>Allotment<br>(5)=(2)-(4) | Remarks<br>( 6 ) |
|--|--------------------------------|----------------------|------------------|---|------------------|
|  |                                | This Report<br>( 3 ) | To Date<br>( 4 ) |   |                  |
|  |                                |                      |                  |   |                  |
| CURRENT YEAR BUDGET  |                                |                      |                  |   |                  |
| A.1.a GAS  |                                |                      |                  |   |                  |
| Personal Services  |                                |                      |                  |   |                  |
| Salaries (Itemized Positions)                                  | 41,851,407.87                  | ✓ 4,708,071.25       | 29,571,385.47 ✓  | 12,280,022.40   |                  |
| Salaries & Wages (Casual & Contractual)                        | 5,467,000.00                   | ✓ 257,949.72         | 2,455,341.12 ✗   | 3,011,658.88  | *                |
| PERA   | 1,490,727.26                   | ✓ 178,000.00         | 1,081,545.49 ✓   | 409,181.77  |                  |
| Representation Allowance                                       | 1,140,000.00                   | ✓ 144,750.00         | 775,500.00 ✓     | 364,500.00  |                  |
| Transportation Allowance                                       | 1,107,177.49                   | ✓ 82,000.00          | 472,750.00 ✓     | 634,427.49  |                  |
| Mid Year Bonus   | 3,643,106.50                   | -                    | 3,643,047.00 ✓   | 59.50   |                  |
| Year End Bonus & Cash Gift                                     | 3,631,000.00                   | -                    | -                | 3,631,000.00  |                  |
| Cash Gift  | 315,000.00                     | -                    | -                | 315,000.00  |                  |
| Clothing   | 396,000.00                     | -                    | 396,000.00 ✓     | -   |                  |
| Productivity Enhancement Incentive                             | 315,000.00                     | -                    | -                | 315,000.00  |                  |
| Honoraria  | 467,500.00                     | -                    | -                | 467,500.00  |                  |
| Terminal Leave   | 2,361,080.88                   | -                    | 2,361,080.88 ✓   | -   |                  |
| Other Personnel Benefits-Step Increment                        | 109,000.00                     | -                    | 408.14 ✓         | 108,591.86  |                  |
| Other Personnel Benefits- Loyalty                              | 25,000.00                      | -                    | 20,000.00 ✓      | 5,000.00  |                  |
| RLIP   | 5,229,000.00                   | ✓ 506,124.26         | 2,792,554.04 ✓   | 2,436,445.96  |                  |
| Pag-ibig   | 76,000.00                      | ✓ 8,350.00           | 48,666.02 ✓      | 27,333.98   |                  |
| Philhealth   | 581,000.00                     | ✓ 58,065.87          | 321,947.42 ✓     | 259,052.58  |                  |
| ECIP   | 76,000.00                      | ✓ 7,800.00           | 46,800.00 ✓      | 29,200.00   |                  |
| Sub-total PS   | 68,281,000.00                  | 5,951,111.10         | 43,987,025.58    | 24,293,974.42   |                  |
| Maintenance and Other Operating Expenses                       |                                |                      |                  |   |                  |
| Travelling Expense-Local                                       | ✓ 248,000.00                   | 135.00 ✓             | 13,361.00 ✓      | 234,639.00  |                  |
| Travelling Expenses-Foreign                                    | ✓ 497,611.38                   | -                    | -                | 497,611.38  |                  |
| Communication Exp-Postage & Deliveries                         | ✓ 55,000.00                    | 290.00 ✓             | 8,191.65 ✓       | 46,808.35   |                  |
| Communication Exp-Tel.Landline                                 | ✓ 1,014,000.00                 | 9,751.01 ✓           | 147,284.81 ✗     | 866,715.19  |                  |
| Communication Exp-Tel. Mobile                                  | ✓ 1,014,000.00                 | 4,341.77 ✓           | 130,477.01 ✗     | 883,522.99  |                  |
| Communication Exp-Cable, Satellite, etc.                       | ✓ 24,000.00                    | -                    | 9,769.78 ✓       | 14,230.22   |                  |
| Communication Exp-Internet Subscription                        | ✓ 112,000.00                   | 21,887.00 ✓          | 75,856.22 ✓      | 36,143.78   |                  |
| Repairs & Maint.-Buildings & Structures                        | ✓ 610,985.85                   | 2,378.00 ✓           | 70,590.67 ✓      | 540,395.18  |                  |
| Repairs & Maint.-Office Equipment                              | ✓ 57,000.00                    | -                    | 13,185.75 ✓      | 43,814.25   |                  |
| Repairs & Maint.-Motor Vehicles                                | ✓ 229,014.15                   | 69,585.00 ✓          | 229,014.15 ✓     | -   |                  |
| Supplies & Materials   | ✓ 1,511,000.00                 | 72,309.80 ✓          | 1,466,848.06 ✗   | 44,151.94   |                  |
| Fuel, Oil and Lubricants Expenses                              | ✓ 1,688,000.00                 | 190,186.71 ✓         | 911,380.79 ✓     | 776,619.21  |                  |
| ICT Office Supplies  | ✓ 89,000.00                    | -                    | 24,589.00 ✓      | 64,411.00   |                  |
| Semi-Expendable-Office Equipment                               | ✓ 226,000.00                   | 30,240.80 ✓          | 187,981.80 ✗     | 38,018.20   |                  |
| Semi-Expendable-Furniture & Fixtures                           | ✓ 120,000.00                   | -                    | 66,490.97 ✗      | 53,509.03   |                  |
| Semi-Expendable-ICT Equipment                                  | ✓ 52,946.00                    | 28,900.00 ✓          | 52,946.00 ✗      | -   |                  |
| Semi-Expendable-Printing Equipment                             | ✓ 184,054.00                   | 22,840.00 ✓          | 22,840.00 ✓      | 161,214.00  |                  |
| Utility Expenses-Water   | ✓ 274,000.00                   | 22,381.79 ✓          | 89,508.04 ✓      | 184,491.96  |                  |
| Utility Expenses-Electricity                                   | ✓ 1,747,000.00                 | -                    | 491,816.89 ✓     | 1,255,183.11  |                  |
| Training & Scholarship   | ✓ 1,026,543.06                 | 9,750.00 ✓           | 1,026,543.06 ✓   | -   |                  |
| Extraordinary & Miscellaneous Expenses                         | ✓ 1,660,000.00                 | 51,300.00 ✓          | 940,485.91 ✓     | 719,514.09  |                  |
| Taxes, Duties & Fees   | ✓ 50,000.00                    | -                    | 17,219.36 ✓      | 32,780.64   |                  |
| Fidelity Bond Premiums   | ✓ 248,962.50                   | -                    | 248,962.50 ✓     | -   |                  |
| Insurance Expense  | ✓ 350,000.00                   | 28,668.29 ✓          | 113,078.83 ✓     | 236,921.17  |                  |
| Rent/Lease Expenses  | ✓ 300,000.00                   | -                    | 29,567.50 ✓      | 270,432.50  |                  |
| Professional Services  | ✓ 1,985,000.00                 | -                    | 1,396,461.78 ✗   | 588,538.22  |                  |
| Legal Services   | ✓ 15,000.00                    | -                    | 7,764.29 ✗       | 7,235.71  |                  |
| Security Services  | ✓ 4,063,500.00                 | 345,952.35 ✓         | 1,837,142.44 ✓   | 2,226,357.56  |                  |
| Advertising Expenses   | ✓ 33,000.00                    | -                    | -                | 33,000.00   |                  |
| Printing & Publication Expenses                                | ✓ 34,000.00                    | -                    | -                | 34,000.00   |                  |
| Representation Expenses  | ✓ 920,845.56                   | 113,044.66 ✓         | 920,845.56 ✓     | -   |                  |
| Subscription Expenses  | ✓ 188,000.00                   | -                    | 43,640.74 ✓      | 144,359.26  |                  |
| ICT Software Subscription Expenses                             | ✓ 92,537.50                    | -                    | -                | 92,537.50   |                  |
| Other MOOE   | ✓ 140,000.00                   | -                    | 68,910.00 ✓      | 71,090.00   |                  |
| Sub-total MOOE   | 20,861,000.00                  | 1,023,942.18         | 10,662,754.56    | 10,198,245.44   |                  |
| Capital Outlay   |                                |                      |                  |   |                  |
| ICT Software   | 162,000.00                     | -                    | 136,552.26       | 25,447.74   |                  |
| ICT Equipment  | 910,000.00                     | -                    | 601,445.00       | 308,555.00  |                  |
| Motor Vehicle  | 4,350,000.00                   | -                    | -                | 4,350,000.00  |                  |
| Sub-total CO   | 5,422,000.00                   | -                    | 737,997.26       | 4,684,002.74  |                  |
| TOTAL GAS  | 94,564,000.00                  | 6,975,053.28         | 55,387,777.40    | 39,176,222.60   |                  |





STATUS OF ALLOTMENTS, OBLIGATIONS, AND BALANCES  
As of AUGUST 31, 2022


Department : Department of Justice  
Agency : Presidential Commission on Good Government  
Fund : 101


Page 1

| P/A/P / ALLOTMENT CLASS / OBJECTIVE<br>OF EXPENDITURE | Allotment<br>Received | Obligations Incurred |                 | Unobligated<br>Balance of | Remarks |
|---|-----------------------|----------------------|-----------------|---------------------------|---------|
|   |                       | This Report          | To Date         |                           |         |
| ( 1 )   | ( 2 )                 | ( 3 )                | ( 4 )           | (5)=(2)-(4)               | ( 6 )   |
| A.3.a OPERATIONS                                      |                       |                      |                 |                           |         |
| Personal Services                                     |                       |                      |                 |                           |         |
| Salaries (Itemized Positions)                         | 13,551,650.00         | 1,012,816.00         | 9,573,802.46 X  | 3,977,847.54              |         |
| Salaries & Wages (Casual & Contractual)               | 21,633,000.00         | 1,557,656.92         | 14,401,227.27 X | 7,231,772.73              | *       |
| PERA  | 432,000.00            | 38,000.00            | 314,000.00 ✓    | 118,000.00                |         |
| Representation Allowance                              | 346,750.00            | 44,500.00            | 346,750.00 X    | -                         |         |
| Transportation Allowance                              | 336,000.00            | 26,500.00            | 310,750.00 X    | 25,250.00                 |         |
| Mid Year Bonus  | 1,207,600.00          | -                    | 1,207,537.00 ✓  | 63.00                     |         |
| Year End Bonus & Cash Gift                            | 1,137,000.00          | -                    | -               | 1,137,000.00              |         |
| Cash Gift   | 90,000.00             | -                    | -               | 90,000.00                 |         |
| Clothing  | 120,000.00            | -                    | 120,000.00 ✓    | -                         |         |
| Productivity Enhancement Incentive                    | 90,000.00             | -                    | -               | 90,000.00                 |         |
| Other Personnel Benefits-Step Increment               | 34,000.00             | -                    | 719.59 ✓        | 33,280.41                 |         |
| Other Personnel Benefits- Loyalty                     | 5,000.00              | -                    | -               | 5,000.00                  |         |
| RLIP  | 1,637,000.00          | 154,573.20           | 1,449,721.16 X  | 187,278.84                |         |
| Pag-ibig  | 22,000.00             | 2,400.00             | 21,101.61       | 898.39                    |         |
| Philhealth  | 194,000.00            | 23,949.90            | 165,630.34      | 28,369.66                 |         |
| ECIP  | 22,000.00             | 2,300.00             | 20,300.00       | 1,700.00                  |         |
| Sub-total PS  | 40,858,000.00         | 2,862,696.02         | 27,931,539.43   | 12,926,460.57             |         |
| Maintenance and Other Operating Expenses              |                       |                      |                 |                           |         |
| Travelling Expenses-Local                             | 654,000.00            | 238,521.00 /         | 498,821.05 /    | 155,178.95                |         |
| Travelling Expenses-Foreign                           | 674,866.67            | -                    | -               | 674,866.67                |         |
| Communication Exp-Postage & Deliveries                | 56,000.00             | 1,884.83 ✓           | 18,909.85 ✓     | 37,090.15                 |         |
| Communication Exp-Tel.Landline                        | 675,000.00            | -                    | 40,517.73 X     | 634,482.27                | X       |
| Communication Exp-Tel. Mobile                         | 675,000.00            | 8,249.99             | 50,738.99 X     | 624,261.01                | X       |
| Communication Exp-Cable, Satellite, etc.              | 33,000.00             | -                    | 870.00 /        | 32,130.00                 |         |
| Communication Exp-Internet Subscription               | 170,000.00            | -                    | 52,164.00 /     | 117,836.00                |         |
| Repairs & Maint.-Buildings & Structures               | 1,914,000.00          | 5,911.90 /           | 177,092.70 /    | 1,736,907.30              |         |
| Repairs & Maint.-Office Equipment                     | 376,384.00            | -                    | 300.00 /        | 376,084.00                |         |
| Repairs & Maint.-Motor Vehicles                       | 765,000.00            | -                    | 299,885.50 /    | 465,114.50                |         |
| Supplies & Materials                                  | 1,180,000.00          | 31,516.82 /          | 221,491.86 /    | 958,508.14                |         |
| Semi-Expendable - Office Equipment                    | 7,616.00              | -                    | 7,616.00 /      | -                         |         |
| Fuel, Oil and Lubricants Expenses                     | 900,000.00            | 58,491.21 /          | 392,382.49 /    | 507,617.51                |         |
| Utility Expenses-Water                                | 675,000.00            | 18,703.84 /          | 122,509.16 /    | 552,490.84                |         |
| Utility Expenses-Electricity                          | 2,248,000.00          | 27,972.05 /          | 1,605,760.88 /  | 642,239.12                |         |
| Training & Scholarship                                | 440,000.00            | 10,000.00 /          | 60,394.00 /     | 379,606.00                |         |
| Extraordinary & Miscellaneous Expenses                | 330,000.00            | 56,400.00 /          | 259,700.00 /    | 70,300.00                 |         |
| Taxes, Duties & Fees                                  | 28,000.00             | 20,022.76 /          | 22,545.86 X     | 5,454.14                  | X       |
| Fidelity Bond Premiums                                | 50,000.00             | -                    | -               | 50,000.00                 |         |
| Insurance Expense                                     | 50,000.00             | -                    | -               | 50,000.00                 |         |
| Rent/Lease Expenses                                   | 550,000.00            | -                    | 115,153.26      | 434,846.74                |         |
| Legal Services  | 4,800,000.00          | 220.00 /             | 9,050.00 /      | 4,790,950.00              |         |
| Consultancy Services                                  | 2,000,000.00          | 40,000.00 /          | 1,010,000.00 X  | 990,000.00                | X       |
| Other Professional Services                           | 6,922,000.00          | 556,777.40 /         | 4,037,903.19 X  | 2,884,096.81              | X       |
| Janitorial Services                                   | 4,260,000.00          | 187,959.92 /         | 1,941,095.36 /  | 2,318,904.64              |         |
| Advertising Expenses                                  | 239,000.00            | -                    | -               | 239,000.00                |         |
| Printing & Publication Expenses                       | 24,000.00             | -                    | -               | 24,000.00                 |         |
| Representation Expenses                               | 236,133.33            | 40,548.11 /          | 236,133.33 /    | -                         |         |
| Transportation Services                               | 58,000.00             | -                    | 25,333.00 /     | 32,667.00                 |         |
| Subscription Expenses                                 | 60,000.00             | -                    | -               | 60,000.00                 |         |
| Other MOOE  | 400,000.00            | 3,024.51 /           | 131,467.39 X    | 268,532.61                | X       |
| Sub-total MOOE  | 31,451,000.00         | 1,306,204.34         | 11,337,835.60   | 20,113,164.40             |         |
| Capital Outlay  |                       |                      |                 |                           |         |
| Sub-total   | -                     | -                    | -               | -                         |         |
| TOTAL OPERATIONS                                      | 72,309,000.00         | 4,168,900.36         | 39,269,375.03   | 33,039,624.97             |         |
| GRAND TOTAL   | 166,873,000.00        | 11,143,953.64        | 94,657,152.43   | 72,215,847.57             |         |

Prepared by:  
  
**RAQUEL S. BUÑAG**  
Budget Officer  
Date:

Recommending Approval:  
  
**STEPHEN P. TANCHULING**  
OIC-Director, FAD  
Date:

Approved by:  
  
**RHODERICK M. PARAYNO**  
Commissioner-in-Charge, FAD  
Date:

  
**JOHN A. AGBAYANI**  
Chairperson  
Date:



**STATUS OF ALLOTMENTS, OBLIGATIONS, AND BALANCES**  
**As of August 31, 2022**

Department: Department of Justice

Agency/OU: Presidential Commission on Good Government

Fund: 101

| P/A/P / ALLOTMENT CLASS / OBJECTIVE<br>OF EXPENDITURE<br>( 1 ) | Allotment<br>Received<br>( 2 ) | Obligations Incurred |              | Unobligated<br>Balance of<br>Allotment<br>(5)=(2)-(4) | Remarks<br>( 6 ) |
|--|--------------------------------|----------------------|--------------|---|------------------|
|  |                                | This Report          | To Date      |   |                  |
|  |                                | ( 3 )                | ( 4 )        |   |                  |
| CONTINUING APPROPRIATION-2022 MOOE                             |                                |                      |              |   |                  |
| A.1.a GAS  |                                |                      |              |   |                  |
| Travelling Expense-Local                                       | 206,642.00                     | 85,400.00            | 187,400.67   | 19,241.33   |                  |
| Travelling Expenses-Foreign                                    | 62,000.00                      | -                    | 62,000.00    | -   |                  |
| Communication Exp-Postage                                      | 40,066.75                      | -                    | -            | 40,066.75   | 23,500           |
| Communication Exp-Tel. Mobile                                  | 262,774.62                     | 21,648.83            | 262,774.62   | -   |                  |
| Communication Exp-Tel.Landline                                 | 195,056.57                     | -                    | 195,056.57   | -   |                  |
| Communication Exp-Internet Expenses                            | 48,078.70                      | -                    | 48,078.70    | -   |                  |
| Communication Exp-Cable, Satellite, etc.                       | -                              | -                    | -            | -   |                  |
| Repairs & Maint-Buildings & Structures                         | 91,904.83                      | -                    | 91,904.83    | -   |                  |
| Repairs & Maint-Office Equipment                               | 34,247.55                      | -                    | 11,090.00    | 23,157.55   |                  |
| Repairs & Maint-Motor Vehicles                                 | 613.00                         | -                    | -            | 613.00  |                  |
| Supplies & Materials   | -                              | -                    | -            | -   |                  |
| Fuel, Oil and Lubricants Expenses                              | 84,304.24                      | -                    | 84,304.24    | -   |                  |
| ICT Office Supplies  | 93,000.00                      | -                    | 93,000.00    | -   |                  |
| Semi-Expendable-ICT Equipment                                  | 18,019.00                      | -                    | 18,019.00    | -   |                  |
| Semi-Expendable-Printing/Office Equipment                      | 10,820.00                      | -                    | 10,820.00    | -   |                  |
| Rent/Lease Expenses  | 212,743.68                     | 56,421.90            | 182,700.72   | 30,042.96   |                  |
| Utility Expenses-Water   | 87,654.81                      | -                    | 87,654.81    | -   |                  |
| Utility Expenses-Electricity                                   | 288,768.62                     | -                    | 288,768.62   | -   |                  |
| Training & Scholarship   | 317,329.77                     | -                    | 317,329.77   | -   |                  |
| ICT Training Expenses  | 80,000.00                      | -                    | 80,000.00    | -   |                  |
| Extraordinary & Miscellaneous Expenses                         | 227,363.64                     | -                    | 227,363.64   | -   |                  |
| Taxes, Duties & Fees   | -                              | -                    | -            | -   |                  |
| Fidelity Bond Premiums   | -                              | -                    | -            | -   |                  |
| Insurance Expense  | 93,848.68                      | -                    | 93,848.68    | -   |                  |
| Professional Services  | 1,468,702.55                   | -                    | 1,468,702.55 | -   |                  |
| Consultancy Services   | 164,545.45                     | -                    | 164,545.45   | -   |                  |
| Security Services  | 238,571.68                     | -                    | 238,571.68   | -   |                  |
| Advertising Expenses   | 33,000.00                      | -                    | -            | 33,000.00   |                  |
| Printing & Publication Expenses                                | 29,942.47                      | -                    | -            | 29,942.47   |                  |
| Representation Expenses  | -                              | -                    | -            | -   |                  |
| Subscription Expenses  | 6,230.37                       | -                    | 6,230.37     | -   |                  |
| ICT Software Subscription Expenses                             | 513,000.00                     | -                    | 236,728.49   | 276,271.51  |                  |
| Other MOOE   | 11,989.63                      | -                    | -            | 11,989.63   |                  |
| Total GAS  | 4,921,218.61                   | 163,470.73           | 4,456,893.41 | 464,325.20  |                  |
| A.3.a OPERATIONS   |                                |                      |              |   |                  |
| Travelling Expenses-Local                                      | -                              | -                    | -            | -   |                  |
| Travelling Expenses-Foreign                                    | 185,000.00                     | -                    | 171,884.02   | 13,115.98   |                  |
| Communication Exp-Postage                                      | 43,759.00                      | -                    | -            | 43,759.00   | 20,500           |
| Communication Exp-Tel. Mobile                                  | -                              | -                    | -            | -   |                  |
| Communication Exp-Tel.Landline                                 | -                              | -                    | -            | -   |                  |
| Communication Exp-Internet Expenses                            | -                              | -                    | -            | -   |                  |
| Communication Exp-Cable, Satellite, etc.                       | 15,612.00                      | 2,610.00             | 9,570.00     | 6,042.00  |                  |
| Repairs & Maint-Buildings & Structures                         | -                              | -                    | -            | -   |                  |
| Repairs & Maint-Office Equipment                               | -                              | -                    | -            | -   |                  |
| Repairs & Maint-Motor Vehicles                                 | 63,593.65                      | -                    | 63,593.65    | -   |                  |
| Supplies & Materials   | -                              | -                    | -            | -   |                  |
| Fuel, Oil and Lubricants Expenses                              | 2,360.25                       | -                    | 2,360.25     | -   |                  |
| Semi-Expendable-Furniture & Fixtures                           | 6,000.00                       | -                    | 6,000.00     | -   |                  |
| Rent/Lease Expenses  | 116,892.32                     | -                    | 116,892.32   | -   |                  |
| Utility Expenses-Water   | -                              | -                    | -            | -   |                  |
| Utility Expenses-Electricity                                   | -                              | -                    | -            | -   |                  |
| Training & Scholarship   | 247,345.17                     | -                    | 247,345.17   | -   |                  |
| Extraordinary & Miscellaneous Expenses                         | 60,828.00                      | -                    | 60,828.00    | -   |                  |
| Fidelity Bond Prem. & Other Fees                               | 48,262.30                      | -                    | -            | 48,262.30   |                  |
| Professional Services-Legal                                    | -                              | -                    | -            | -   |                  |
| Consultancy Services   | 210,000.00                     | -                    | 210,000.00   | -   |                  |
| Other Professional Services                                    | -                              | -                    | -            | -   |                  |
| Janitorial Services  | 383,239.68                     | -                    | 383,239.68   | -   |                  |
| Advertising Expenses   | 239,000.00                     | -                    | 150,111.36   | 88,888.64   |                  |
| Printing & Publication Expenses                                | 24,000.00                      | -                    | -            | 24,000.00   |                  |
| Representation Expenses  | -                              | -                    | -            | -   |                  |
| Subscription Expenses  | 60,000.00                      | 11,329.50            | 45,318.00    | 14,682.00   |                  |
| Transportation & Delivery Expenses                             | 58,000.00                      | -                    | 58,000.00    | -   |                  |
| Other MOOE   | 104,084.76                     | -                    | -            | 104,084.76  |                  |
| Total Operations   | 1,867,977.13                   | 13,939.50            | 1,525,142.45 | 342,834.68  | 20,000           |
| Total MOOE   | 6,789,195.74                   | 177,410.23           | 5,982,035.86 | 807,159.88  | 240,000          |



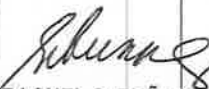



STATUS OF ALLOTMENTS, OBLIGATIONS, AND BALANCES  
As of August 31, 2022

BAR NO. 4

Department: Department of Justice  
Agency/OU: Presidential Commission on Good Government  
Fund: 101

| P/A/P / ALLOTMENT CLASS / OBJECTIVE<br>OF EXPENDITURE<br><br>( 1 ) | Allotment<br>Received<br><br>( 2 ) | Obligations Incurred |         | Unobligated<br>Balance of<br>Allotment<br>(5)=(2)-(4) | Remarks<br><br>( 6 ) |
|--|------------------------------------|----------------------|---------|---|----------------------|
|  |                                    | This Report          | To Date |   |                      |
|  |                                    | ( 3 )                | ( 4 )   |   |                      |

|  |              |            |              |            |   |
|--|--------------|------------|--------------|------------|---|
| CONTINUING APPROPRIATION-2022 CAPITAL OUTLAY |              |            |              |            | - |
| A.1.a GAS                                    |              |            |              |            |   |
| Capital Outlay-ICT Software                  | 92,850.16    | -          | -            | 92,850.16  |   |
| Capital Outlay-ICT Equipment                 | 32,386.00    | -          | -            | 32,386.00  |   |
| Total Capital Outlay                         | 125,236.16   | -          | -            | 125,236.16 |   |
| GRAND TOTAL                                  | 6,914,431.90 | 177,410.23 | 5,982,035.86 | 932,396.04 |   |

|   |   |   |   |
|---|---|---|---|
| Prepared by:  | Recommending Approval:  |   |   |
|  |  |  |  |
| <u>RAQUEL S. BUÑAG</u>  | <u>STEPHEN P. TANCHULING</u>  | <u>RHODERICK M. PARAYNO</u>   | <u>JOHN A. AGBAYANI</u>   |
| Budget Officer  | OIC-Director, FAD   | Commissioner-in-Charge, FAD   | Chairperson   |
| Date:   | Date:   | Date:   | Date:   |



STATUS OF ALLOTMENTS, OBLIGATIONS, AND BALANCES  
As of August 31, 2022

Department : Department of Justice  
Agency/OU : Presidential Commission on Good Government  
Fund : 151

| P/A/P / ALLOTMENT CLASS / OBJECTIVE OF EXPENDITURE<br>( 1 ) | Allotment Received<br>( 2 ) | Obligations Incurred |              | Unobligated Balance of<br>(5)=(2)-(4) | Remarks<br>( 6 ) |
|---|-----------------------------|----------------------|--------------|---------------------------------------|------------------|
|   |                             | This Report          | To Date      |                                       |                  |
|   |                             | ( 3 )                | ( 4 )        |                                       |                  |
| CURRENT YEAR BUDGET   |                             |                      |              |                                       |                  |
| Maintenance and Other Operating Expenses                    |                             |                      |              |                                       |                  |
| Travelling Expenses   |                             |                      |              |                                       |                  |
| Local   | 500,000.00                  | 319,300.00           | 581,518.52   | (81,518.52)                           |                  |
| Foreign   | 1,000,000.00                | -                    | -            | 1,000,000.00                          |                  |
| Training & Seminar  | -                           | -                    | -            |                                       |                  |
| Supplies & Materials  | -                           | -                    | -            |                                       |                  |
| Utility Expenses  | -                           | -                    | -            |                                       |                  |
| Communication Expenses                                      | -                           | -                    | -            |                                       |                  |
| Survey Expenses   | -                           | -                    | -            |                                       |                  |
| Extraordinary & Miscellaneous Expenses                      | -                           | -                    | -            |                                       |                  |
| Professional Services                                       |                             |                      |              |                                       |                  |
| Legal Services  | 14,300,000.00               | 371,000.00           | 3,167,181.81 | 11,132,818.19                         |                  |
| Local   | 7,000,000.00                | 371,000.00           | 3,167,181.81 | 3,832,818.19                          |                  |
| Foreign   | 7,300,000.00                | -                    | -            | 7,300,000.00                          |                  |
| Consultancy Services  | 100,000.00                  | -                    | 13,000.00    | 87,000.00                             |                  |
| Other Professional Services                                 | 6,000,000.00                | 309,760.01           | 2,154,594.93 | 3,845,405.07                          |                  |
| General Services  | 1,100,000.00                | 79,170.75            | 513,564.16   | 586,435.84                            |                  |
| Rent/Lease  | -                           | -                    | -            | -                                     |                  |
| Water, Light & Power  | -                           | -                    | -            | -                                     |                  |
| Repairs & Maintenance                                       | -                           | -                    | -            | -                                     |                  |
| Taxes, Ins., Fidelity Bond Prem./Other Fee                  | -                           | -                    | -            | -                                     |                  |
| Other Maintenance & Operating Expenses                      | -                           | -                    | -            | -                                     |                  |
| Sub-total   | 23,000,000.00               | 1,079,230.76         | 6,429,859.42 | 16,570,140.58                         |                  |
| Capital Outlay  |                             |                      |              |                                       |                  |
| Furniture and Fixtures, Equipment                           |                             |                      |              |                                       |                  |
| Office Equipment  |                             |                      |              |                                       |                  |
| Information and Technology                                  |                             |                      |              |                                       |                  |
| Sub-total   | -                           | -                    | -            | -                                     |                  |
| GRAND TOTAL   | 23,000,000.00               | 1,079,230.76         | 6,429,859.42 | 16,570,140.58                         |                  |

Prepared by:

Recommending Approval:

Approved by:

RAQUEL S. BUÑAG

STEPHEN P. TANCHULING

RHODERICK M. PARAYNO

JOHN A. AGBAYANI

Budget Officer

OIC-Director, FAD

Commissioner-in-Charge, FAD

Chairperson

Date:

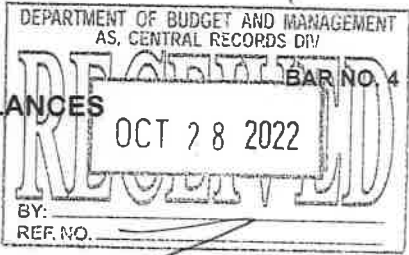
Date:

Date:

Date:



# **STATUS OF ALLOTMENTS, OBLIGATIONS, AND BALANCES** **As of September 30, 2022**







Department : **Department of Justice**  
 Agency : **Presidential Commission on Good Government**  
 Fund : **101**

| P/A/P / ALLOTMENT CLASS / OBJECT OF EXPENDITURE<br>( 1 ) | Allotment Received<br>( 2 ) | Obligations Incurred |               | Unobligated Balance of<br>(5)=(2)-(4) | Remarks<br>( 6 ) |
|--|-----------------------------|----------------------|---------------|---------------------------------------|------------------|
|  |                             | This Report          | To Date       |                                       |                  |
|  |                             | ( 3 )                | ( 4 )         |                                       |                  |
| CURRENT YEAR BUDGET                                      |                             |                      |               |                                       |                  |
| Personal Services  |                             |                      |               |                                       |                  |
| Salaries (Itemized Positions)                            | 55,323,223.00               | 4,915,174.76         | 44,060,362.69 | 11,262,860.31                         |                  |
| Salaries & Wages (Casual & Contractual)                  | 27,100,000.00               | 1,680,454.55         | 18,537,022.94 | 8,562,977.06                          |                  |
| PERA   | 1,922,727.26                | 170,000.00           | 1,565,545.49  | 357,181.77                            |                  |
| Representation Allowance                                 | 1,518,750.00                | 115,750.00           | 1,238,000.00  | 280,750.00                            |                  |
| Transportation Allowance                                 | 1,443,177.49                | 69,000.00            | 852,500.00    | 590,677.49                            |                  |
| Mid Year Bonus   | 4,850,706.50                | -                    | 4,850,584.00  | 122.50                                |                  |
| Year End Bonus   | 4,768,000.00                | -                    | -             | 4,768,000.00                          |                  |
| Cash Gift  | 405,000.00                  | -                    | -             | 405,000.00                            |                  |
| Clothing   | 516,000.00                  | -                    | 516,000.00    | -                                     |                  |
| Productivity Enhancement Incentive                       | 405,000.00                  | -                    | -             | 405,000.00                            |                  |
| Honorarium   | 467,500.00                  | -                    | -             | 467,500.00                            |                  |
| Terminal Leave   | 2,402,322.42                | 41,241.54            | 2,402,322.42  | -                                     |                  |
| Other Personnel Benefits-Step Increment                  | 143,000.00                  | -                    | 1,127.73      | 141,872.27                            |                  |
| Other Personnel Benefits-Loyalty                         | 30,000.00                   | -                    | 20,000.00     | 10,000.00                             |                  |
| RLIP   | 6,869,891.72                | 528,776.78           | 4,771,051.98  | 2,098,839.74                          |                  |
| Pag-ibig   | 99,801.61                   | 8,500.00             | 78,267.63     | 21,533.98                             |                  |
| Philhealth   | 775,000.00                  | 80,475.78            | 568,053.54    | 206,946.46                            |                  |
| ECIP   | 98,900.00                   | 8,300.00             | 75,400.00     | 23,500.00                             |                  |
| Total PS   | 109,139,000.00              | 7,617,673.41         | 79,536,238.42 | 29,602,761.58                         |                  |
| Maintenance and Other Operating Expenses                 |                             |                      |               |                                       |                  |
| Travelling Expenses-Local                                | 902,000.00                  | 144,296.50           | 656,478.55    | 245,521.45                            |                  |
| Travelling Expenses-Foreign                              | 1,029,561.87                | -                    | -             | 1,029,561.87                          |                  |
| Communication Exp-Postage & Deliveries                   | 111,000.00                  | 3,326.00             | 30,427.50     | 80,572.50                             |                  |
| Communication Exp-Telephone Landline                     | 1,689,000.00                | 53,996.56            | 241,799.10    | 1,447,200.90                          |                  |
| Communication Exp-Telephone Mobile                       | 1,689,000.00                | 7,418.51             | 188,634.51    | 1,500,365.49                          |                  |
| Communication Exp-Cable, Satellite, etc.                 | 57,000.00                   | 1,740.00             | 12,379.78     | 44,620.22                             |                  |
| Communication Exp-Internet Subscription                  | 282,000.00                  | 21,887.00            | 149,907.22    | 132,092.78                            |                  |
| Repairs & Maint.-Buildings & Structures                  | 2,496,500.56                | 22,191.00            | 269,874.37    | 2,226,626.19                          |                  |
| Repairs & Maint.-Office Equipment                        | 433,384.00                  | -                    | 13,485.75     | 419,898.25                            |                  |
| Repairs & Maint.-Motor Vehicles                          | 1,007,314.15                | 35,700.00            | 564,599.65    | 442,714.50                            |                  |
| Office Supplies & Materials                              | 2,736,639.56                | 200,815.41           | 1,889,155.33  | 847,484.23                            |                  |
| Fuel, Oil and Lubricants Expenses                        | 2,542,360.44                | 222,073.53           | 1,525,836.81  | 1,016,523.63                          |                  |
| ICT Office Supplies                                      | 89,000.00                   | -                    | 24,589.00     | 64,411.00                             |                  |
| Semi-Expendable-Office Equipment                         | 233,616.00                  | 3,850.00             | 199,447.80    | 34,168.20                             |                  |
| Semi-Expendable-Furniture & Fixtures                     | 120,000.00                  | 28,600.00            | 95,090.97     | 24,909.03                             |                  |
| Semi-Expendable-CT Equipment                             | 106,946.00                  | 54,000.00            | 106,946.00    | -                                     |                  |
| Semi-Expendable-Printing Equipment                       | 130,054.00                  | -                    | 22,840.00     | 107,214.00                            |                  |
| Utility Expenses-Water                                   | 949,000.00                  | 41,212.04            | 253,229.24    | 695,770.76                            |                  |
| Utility Expenses-Electricity                             | 3,995,000.00                | 369,522.55           | 2,467,100.32  | 1,527,899.68                          |                  |
| Training & Scholarship                                   | 1,466,543.06                | 107,500.00           | 1,194,437.06  | 272,106.00                            |                  |
| Extraordinary & Miscellaneous Expenses                   | 1,990,000.00                | 176,375.00           | 1,376,560.91  | 613,439.09                            |                  |
| Taxes, Duties and Fees                                   | 78,000.00                   | 5,900.00             | 45,665.22     | 32,334.78                             |                  |
| Fidelity Bond Premiums                                   | 311,412.50                  | 12,450.00            | 261,412.50    | 50,000.00                             |                  |
| Insurance Expenses                                       | 400,000.00                  | -                    | 113,078.83    | 286,921.17                            |                  |
| Rent/Lease Expenses                                      | 850,000.00                  | 34,990.75            | 179,711.51    | 670,288.49                            |                  |
| Legal Services   | 4,815,000.00                | 1,184.00             | 17,998.29     | 4,797,001.71                          |                  |
| Consultancy Services                                     | 2,000,000.00                | 90,000.00            | 1,100,000.00  | 900,000.00                            |                  |
| Other Professional Services                              | 8,907,000.00                | 466,710.62           | 5,901,075.59  | 3,005,924.41                          |                  |
| General Services-Security                                | 4,063,500.00                | 345,952.35           | 2,183,094.79  | 1,880,405.21                          |                  |
| General Services-Janitorial                              | 4,260,000.00                | 564,680.94           | 2,505,776.30  | 1,754,223.70                          |                  |
| Advertising Expenses                                     | 272,000.00                  | -                    | -             | 272,000.00                            |                  |
| Printing & Publication Expenses                          | 58,000.00                   | -                    | -             | 58,000.00                             |                  |
| Representation Expenses                                  | 1,302,630.36                | 145,651.47           | 1,302,630.36  | -                                     |                  |
| Transportation Services                                  | 58,000.00                   | -                    | 25,333.00     | 32,667.00                             |                  |
| Subscription Expenses                                    | 248,000.00                  | -                    | 43,640.74     | 204,359.26                            |                  |
| ICT Software Subscription Expenses                       | 92,537.50                   | -                    | -             | 92,537.50                             |                  |
| Other MOOE   | 540,000.00                  | 15,997.50            | 216,374.89    | 323,625.11                            |                  |
| Sub-total MOOE   | 52,312,000.00               | 3,178,021.73         | 25,178,611.89 | 27,133,388.11                         |                  |
| Sub-Total MOOE - Continuing                              | 6,789,195.74                | 392,326.07           | 6,374,361.93  | 414,833.81                            |                  |
| Total MOOE   | 59,101,195.74               | 3,570,347.80         | 31,552,973.82 | 27,548,221.92                         |                  |



STATUS OF ALLOTMENTS, OBLIGATIONS, AND BALANCES  
As of September 30, 2022

Department : Department of Justice  
Agency : Presidential Commission on Good Government  
Fund : 101

| P/A/P / ALLOTMENT CLASS / OBJECT OF EXPENDITURE<br>( 1 )  | Allotment Received<br>( 2 )   | Obligations Incurred   |  | Unobligated Balance of<br>(5)=(2)-(4) | Remarks<br>( 6 ) |
|---|---|--|--|---------------------------------------|------------------|
|   |   | This Report  | To Date  |                                       |                  |
|   |   | ( 3 )  | ( 4 )  |                                       |                  |
| CURRENT YEAR BUDGET   |   |  |  |                                       |                  |
| Capital Outlay  |   |  |  |                                       |                  |
| ICT Software  | 162,000.00  | -  | 136,552.26   | 25,447.74                             |                  |
| ICT Equipment   | 910,000.00  | -  | 601,445.00   | 308,555.00                            |                  |
| Motor Vehicles  | 4,350,000.00  | 3,966,600.00   | 3,966,600.00   | 383,400.00                            |                  |
| Sub-total CO  | 5,422,000.00  | 3,966,600.00   | 4,704,597.26   | 717,402.74                            |                  |
| Sub-total CO - Continuing   | 125,236.16  | -  | -  | 125,236.16                            |                  |
| Total CO  | 5,547,236.16  | 3,966,600.00   | 4,704,597.26   | 842,638.90                            |                  |
| GRAND TOTAL   | 173,787,431.90  | 15,154,621.21  | 115,793,809.50   | 57,993,622.40                         |                  |
| Prepared by:  |   |  |  |                                       |                  |
| Recommending Approval:  |   |  |  |                                       |                  |
| Approved by:  |   |  |  |                                       |                  |
| <br>RAQUEL S. BUÑAG<br>Budget Officer<br>Date: | <br>STEPHEN P. TANCHULING<br>OIC-Director, FAD<br>Date: | <br>RHODERICK M. PARAYNO<br>Commissioner-in-Charge, FAD<br>Date: | <br>JOHN A. AGBAYANI<br>Chairperson<br>Date: |                                       |                  |



STATUS OF ALLOTMENTS, OBLIGATIONS, AND BALANCES  
As of SEPTEMBER 30, 2022

Department : Department of Justice  
Agency : Presidential Commission on Good Government  
Fund : 101






| P/A/P / ALLOTMENT CLASS / OBJECTIVE<br>OF EXPENDITURE<br>( 1 ) | Allotment<br>Received<br>( 2 ) | Obligations Incurred |                 | Unobligated<br>Balance of<br>Allotment<br>(5)=(2)-(4) | Remarks<br>( 6 ) |
|--|--------------------------------|----------------------|-----------------|---|------------------|
|  |                                | This Report          | To Date         |   |                  |
|  |                                | ( 3 )                | ( 4 )           |   |                  |
| CURRENT YEAR BUDGET  |                                |                      |                 |   |                  |
| A.1.a GAS  |                                |                      |                 |   |                  |
| Personal Services  |                                |                      |                 |   |                  |
| Salaries (Itemized Positions)                                  | 41,810,166.33                  | 3,756,931.76         | 33,328,317.23   | 8,481,849.10  |                  |
| Salaries & Wages (Casual & Contractual)                        | 5,467,000.00                   | 157,153.07           | 2,534,524.87    | 2,932,475.13  | *                |
| PERA   | 1,490,727.26                   | 132,000.00           | 1,213,545.49    | 277,181.77  |                  |
| Representation Allowance                                       | 1,140,000.00                   | 83,750.00            | 859,250.00      | 280,750.00  |                  |
| Transportation Allowance                                       | 1,107,177.49                   | 46,000.00            | 518,750.00      | 588,427.49  |                  |
| Mid Year Bonus   | 3,643,106.50                   | -                    | 3,643,047.00    | 59.50   |                  |
| Year End Bonus & Cash Gift                                     | 3,631,000.00                   | -                    | -               | 3,631,000.00  |                  |
| Cash Gift  | 315,000.00                     | -                    | -               | 315,000.00  |                  |
| Clothing   | 396,000.00                     | -                    | 396,000.00      | -   |                  |
| Productivity Enhancement Incentive                             | 315,000.00                     | -                    | -               | 315,000.00  |                  |
| Honoraria  | 467,500.00                     | -                    | -               | 467,500.00  |                  |
| Terminal Leave   | 2,402,322.42                   | 41,241.54            | 2,402,322.42    | -   |                  |
| Other Personnel Benefits-Step Increment                        | 109,000.00                     | -                    | 408.14          | 108,591.86  |                  |
| Other Personnel Benefits- Loyalty                              | 25,000.00                      | -                    | 20,000.00       | 5,000.00  |                  |
| RLIP   | <del>5,229,000.00</del>        | 337,606.22           | 3,130,160.26    | 2,098,839.74  |                  |
| Pag-ibig   | 76,000.00                      | 5,800.00             | 54,466.02       | 21,533.98   |                  |
| Philhealth   | 581,000.00                     | 53,043.38            | 374,990.80      | 206,009.20  |                  |
| ECIP   | 76,000.00                      | 5,700.00             | 52,500.00       | 23,500.00   |                  |
| Sub-total PS   | 68,281,000.00                  | 4,619,225.97         | 48,528,282.23   | 19,752,717.77   |                  |
| Maintenance and Other Operating Expenses                       |                                |                      |                 |   |                  |
| Travelling Expense-Local                                       | ✓ 248,000.00                   | 440.00 ✓             | 13,801.00 ✓     | 234,199.00  |                  |
| Travelling Expenses-Foreign                                    | ✓ 354,695.20                   | -                    | -               | 354,695.20  |                  |
| Communication Exp-Postage & Deliveries                         | ✓ 55,000.00                    | 956.00 ✓             | 9,147.65 ✓      | 45,852.35   |                  |
| Communication Exp-Tel.Landline                                 | ✓ 1,014,000.00                 | 48,150.11 ✓          | 195,434.92 ✓    | 818,565.08  |                  |
| Communication Exp-Tel. Mobile                                  | ✓ 1,014,000.00                 | 7,418.51 ✓           | 137,895.52 ✓    | 876,104.48  |                  |
| Communication Exp-Cable, Satellite, etc.                       | ✓ 24,000.00                    | 1,740.00 ✓           | 11,509.78 ✓     | 12,490.22   |                  |
| Communication Exp-Internet Subscription                        | ✓ 112,000.00                   | 21,887.00 ✓          | 97,743.22 ✓     | 14,256.78   |                  |
| Repairs & Maint.-Buildings & Structures                        | ✓ 597,685.85                   | 22,191.00 ✓          | 92,781.67 ✓     | 504,904.18  |                  |
| Repairs & Maint.-Office Equipment                              | ✓ 57,000.00                    | -                    | 13,185.75 ✓     | 43,814.25   |                  |
| Repairs & Maint.-Motor Vehicles                                | ✓ 242,314.15                   | 13,300.00 ✓          | 242,314.15 ✓    | -   |                  |
| Supplies & Materials   | ✓ 1,556,639.56                 | 89,791.50 ✓          | 1,556,639.56 ✓  | -   |                  |
| Fuel, Oil and Lubricants Expenses                              | ✓ 1,642,360.44                 | 189,373.74 ✓         | 1,100,754.53 ✓  | 541,605.91  |                  |
| ICT Office Supplies  | ✓ 89,000.00                    | -                    | 24,589.00 ✓     | 64,411.00   |                  |
| Semi-Expendable-Office Equipment                               | ✗ 226,000.00                   | 3,850.00 ✓           | 191,831.80 ✓    | 34,168.20   |                  |
| Semi-Expendable-Furniture & Fixtures                           | ✓ 120,000.00                   | 28,600.00 ✓          | 95,090.97 ✓     | 24,909.03   |                  |
| Semi-Expendable-ICT Equipment                                  | ✗ 106,946.00                   | 54,000.00 ✓          | 106,946.00 ✓    | -   |                  |
| Semi-Expendable-Printing Equipment                             | ✓ 130,054.00                   | -                    | 22,840.00 ✓     | 107,214.00  |                  |
| Utility Expenses-Water   | ✓ 274,000.00                   | 21,471.22 ✓          | 110,979.26 ✓    | 163,020.74  |                  |
| Utility Expenses-Electricity                                   | ✓ 1,747,000.00                 | 119,396.19 ✓         | 611,213.08 ✓    | 1,135,786.92  |                  |
| Training & Scholarship   | ✓ 1,026,543.06                 | -                    | 1,026,543.06 ✓  | -   |                  |
| Extraordinary & Miscellaneous Expenses                         | ✓ 1,660,000.00                 | 153,775.00 ✓         | 1,094,260.91 ✓  | 565,739.09  |                  |
| Taxes, Duties & Fees   | ✓ 50,000.00                    | 5,900.00 ✓           | 23,119.36 ✓     | 26,880.64   |                  |
| Fidelity Bond Premiums   | ✓ 261,412.50                   | 12,450.00 ✓          | 261,412.50 ✓    | -   |                  |
| Insurance Expense  | ✓ 350,000.00                   | -                    | 113,078.83 ✓    | 236,921.17  |                  |
| Rent/Lease Expenses  | ✓ 300,000.00                   | 18,189.47 ✓          | 47,756.97 ✓     | 252,243.03  |                  |
| Professional Services  | ✓ 1,985,000.00                 | 66,749.58 ✓          | 1,463,211.36 ✓  | 521,788.64  |                  |
| Legal Services   | ✓ 15,000.00                    | -                    | 7,764.29 ✓      | 7,235.71  |                  |
| Security Services  | ✓ 4,063,500.00                 | 345,952.35 ✓         | 2,183,094.79 ✓  | 1,880,405.21  |                  |
| Advertising Expenses   | ✓ 33,000.00                    | -                    | -               | 33,000.00   |                  |
| Printing & Publication Expenses                                | ✓ 34,000.00                    | -                    | -               | 34,000.00   |                  |
| Representation Expenses  | ✓ 1,051,311.74                 | 130,466.18 ✓         | 1,051,311.74 ✓  | -   |                  |
| Subscription Expenses  | ✓ 188,000.00                   | -                    | 43,640.74 ✓     | 144,359.26  |                  |
| ICT Software Subscription Expenses                             | ✓ 92,537.50                    | -                    | -               | 92,537.50   |                  |
| Other MOOE   | ✓ 140,000.00                   | 3,900.00 ✓           | 72,810.00 ✓     | 67,190.00   |                  |
| Sub-total MOOE   | 20,861,000.00                  | 1,359,947.85 ✓       | 12,022,702.41 ✓ | 8,838,297.59  |                  |
| Capital Outlay   |                                |                      |                 |   |                  |
| ICT Software   | 162,000.00                     | -                    | 136,552.26      | 25,447.74   |                  |
| ICT Equipment  | 910,000.00                     | -                    | 601,445.00      | 308,555.00  |                  |
| Motor Vehicle  | 4,350,000.00                   | 3,966,600.00         | 3,966,600.00    | 383,400.00  |                  |
| Sub-total CO   | 5,422,000.00                   | 3,966,600.00         | 4,704,597.26    | 717,402.74  |                  |
| TOTAL GAS  | 94,564,000.00                  | 9,945,773.82         | 65,255,581.90   | 29,308,418.10   |                  |



**STATUS OF ALLOTMENTS, OBLIGATIONS, AND BALANCES**  
As of **SEPTEMBER 30, 2022**

BAR NO. 4

Department : Department of Justice  
Agency : Presidential Commission on Good Government  
Fund : 101

| P/A/P / ALLOTMENT CLASS / OBJECTIVE<br>OF EXPENDITURE<br>( 1 )                      | Allotment<br>Received<br>( 2 )  | Obligations Incurred |   | Unobligated<br>Balance of<br>(5)=(2)-(4) | Remarks<br>( 6 ) |
|---|---|----------------------|---|--|------------------|
|   |   | This Report<br>( 3 ) | To Date<br>( 4 )  |  |                  |
| A.3.a OPERATIONS  |   |                      |   |  |                  |
| Personal Services   |   |                      |   |  |                  |
| Salaries (Itemized Positions)   | 13,513,056.67   | ✓ 1,158,243.00       | ✗ 10,732,045.46   | 2,781,011.21                             |                  |
| Salaries & Wages (Casual & Contractual)   | 21,633,000.00   | ✓ 1,523,301.48       | ✗ 16,002,498.07   | 5,630,501.93                             | *                |
| PERA  | 432,000.00  | ✓ 38,000.00          | ✓ 352,000.00  | 80,000.00                                |                  |
| Representation Allowance  | 378,750.00  | ✓ 32,000.00          | ✗ 378,750.00  | -  |                  |
| Transportation Allowance  | 336,000.00  | ✓ 23,000.00          | ✗ 333,750.00  | 2,250.00                                 |                  |
| Mid Year Bonus  | 1,207,600.00  | -                    | ✓ 1,207,537.00  | 63.00                                    |                  |
| Year End Bonus & Cash Gift  | 1,137,000.00  | -                    | -   | 1,137,000.00                             |                  |
| Cash Gift   | 90,000.00   | -                    | -   | 90,000.00                                |                  |
| Clothing  | 120,000.00  | -                    | ✓ 120,000.00  | -  |                  |
| Productivity Enhancement Incentive  | 90,000.00   | -                    | -   | 90,000.00                                |                  |
| Other Personnel Benefits-Step Increment   | 34,000.00   | -                    | ✓ 719.59  | 33,280.41                                |                  |
| Other Personnel Benefits- Loyalty   | 5,000.00  | -                    | -   | 5,000.00                                 |                  |
| RLIP  | ✓ 1,640,891.72  | ✓ 191,170.56         | ✗ 1,640,891.72  | -  |                  |
| Pag-ibig  | 23,801.61   | ✓ 2,700.00           | ✗ 23,801.61   | -  |                  |
| Philhealth  | 194,000.00  | ✓ 27,432.40          | ✗ 193,062.74  | 937.26                                   |                  |
| ECIP  | 22,900.00   | ✓ 2,600.00           | ✗ 22,900.00   | -  |                  |
| Sub-total PS  | 40,858,000.00   | ✓ 2,998,447.44       | ✗ 31,007,956.19   | 9,850,043.81                             |                  |
| Maintenance and Other Operating Expenses  |   |                      |   |  |                  |
| Travelling Expenses-Local   | 654,000.00  | 143,856.50 ✓         | 642,677.55 ✓  | 11,322.45                                |                  |
| Travelling Expenses-Foreign   | 674,866.67  | -                    | -   | 674,866.67                               |                  |
| Communication Exp-Postage & Deliveries  | 56,000.00   | 2,370.00 ✓           | 21,279.85 ✓   | 34,720.15 ✓                              |                  |
| Communication Exp-Tel.Landline  | 675,000.00  | 5,846.45 ✓           | 46,364.18 ✗   | 628,635.82 ✗                             |                  |
| Communication Exp-Tel. Mobile   | 675,000.00  | -                    | 50,738.99 ✗   | 624,261.01 ✗                             |                  |
| Communication Exp-Cable, Satellite, etc.  | 33,000.00   | -                    | 870.00 ✓  | 32,130.00                                |                  |
| Communication Exp-Internet Subscription   | 170,000.00  | -                    | 52,164.00 ✓   | 117,836.00                               |                  |
| Repairs & Maint.-Buildings & Structures   | 1,898,814.71  | -                    | 177,092.70 ✓  | 1,721,722.01                             |                  |
| Repairs & Maint.-Office Equipment   | 376,384.00  | -                    | 300.00 ✓  | 376,084.00                               |                  |
| Repairs & Maint.-Motor Vehicles   | 765,000.00  | 22,400.00 ✓          | 322,285.50 ✓  | 442,714.50                               |                  |
| Supplies & Materials  | 1,180,000.00  | 111,023.91 ✓         | 332,515.77 ✓  | 847,484.23                               |                  |
| Semi-Expendable - Office Equipment  | 7,616.00  | -                    | 7,616.00 ✓  | -  |                  |
| Fuel, Oil and Lubricants Expenses   | 900,000.00  | 32,699.79 ✓          | 425,082.28 ✓  | 474,917.72                               |                  |
| Utility Expenses-Water  | 675,000.00  | 19,740.82 ✓          | 142,249.98 ✓  | 532,750.02                               |                  |
| Utility Expenses-Electricity  | 2,248,000.00  | 250,126.36 ✓         | 1,855,887.24 ✓  | 392,112.76                               |                  |
| Training & Scholarship  | 440,000.00  | 107,500.00 ✓         | 167,894.00 ✓  | 272,106.00                               |                  |
| Extraordinary & Miscellaneous Expenses  | 330,000.00  | 22,600.00 ✓          | 282,300.00 ✓  | 47,700.00                                |                  |
| Taxes, Duties & Fees  | 28,000.00   | -                    | 22,545.86 ✗   | 5,454.14 ✗                               |                  |
| Fidelity Bond Premiums  | 50,000.00   | -                    | -   | 50,000.00                                |                  |
| Insurance Expense   | 50,000.00   | -                    | -   | 50,000.00                                |                  |
| Rent/Lease Expenses   | 550,000.00  | 16,801.28 ✓          | 131,954.54 ✓  | 418,045.46                               |                  |
| Legal Services  | 4,800,000.00  | 1,184.00 ✓           | 10,234.00 ✓   | 4,789,766.00                             |                  |
| Consultancy Services  | 2,000,000.00  | 90,000.00 ✓          | 1,100,000.00 ✗  | 900,000.00 ✗                             |                  |
| Other Professional Services   | 6,922,000.00  | 399,961.04 ✓         | 4,437,864.23 ✓  | 2,484,135.77                             |                  |
| Janitorial Services   | 4,260,000.00  | 564,680.94 ✓         | 2,505,776.30 ✓  | 1,754,223.70                             |                  |
| Advertising Expenses  | 239,000.00  | -                    | -   | 239,000.00                               |                  |
| Printing & Publication Expenses   | 24,000.00   | -                    | -   | 24,000.00                                |                  |
| Representation Expenses   | 251,318.62  | 15,185.29 ✓          | 251,318.62 ✓  | -  |                  |
| Transportation Services   | 58,000.00   | -                    | 25,333.00 ✓   | 32,667.00                                |                  |
| Subscription Expenses   | 60,000.00   | -                    | -   | 60,000.00                                |                  |
| Other MOOE  | 400,000.00  | 12,097.50 ✓          | 143,564.89 ✗  | 256,435.11 ✗                             |                  |
| Sub-total MOOE  | 31,451,000.00   | ✓ 1,818,073.88       | ✓ 13,155,909.48   | 18,295,090.52                            |                  |
| Capital Outlay  |   |                      |   |  |                  |
| Sub-total   | -   | -                    | -   | -  |                  |
| TOTAL OPERATIONS  | 72,309,000.00   | 4,816,521.32         | 44,163,865.67   | 28,145,134.33                            |                  |
| GRAND TOTAL   | 166,873,000.00  | 14,762,295.14        | 109,419,447.57  | 57,453,552.43                            |                  |
| Prepared by:  | Recommending Approval:  |                      | Approved by:  |  |                  |
|  |    |                      |   |  |                  |
| RAQUEL S. BUÑAG   | STEPHEN P. TANCHULING   |                      | RHODERICK M. PARAYNO  |  |                  |
| Budget Officer  | OIC-Director, FAD   |                      | Commissioner-in-Charge, FAD   |  |                  |
| Date:   | Date:   |                      | Date:   |  |                  |
|   |  |                      |  |  |                  |
|   |   |                      | JOHN A. AGBAYANI  |  |                  |
|   |   |                      | Chairperson   |  |                  |
|   |   |                      | Date:   |  |                  |



**STATUS OF ALLOTMENTS, OBLIGATIONS, AND BALANCES**  
As of September 30, 2022

Department: Department of Justice

Agency/OU: Presidential Commission on Good Government

Fund: 101





| P/A/P / ALLOTMENT CLASS / OBJECTIVE<br>OF EXPENDITURE<br>( 1 ) | Allotment<br>Received<br>( 2 ) | Obligations Incurred |              | Unobligated<br>Balance of<br>Allotment<br>(5)=(2)-(4) | Remarks<br>( 6 ) |
|--|--------------------------------|----------------------|--------------|---|------------------|
|  |                                | This Report          | To Date      |   |                  |
|  |                                | ( 3 )                | ( 4 )        |   |                  |
| CONTINUING APPROPRIATION-2022 MOOE                             |                                |                      |              |   |                  |
| A.1.a GAS  |                                |                      |              |   |                  |
| Travelling Expense-Local                                       | 206,642.00                     | 18,387.00            | 187,400.67   | 19,241.33   |                  |
| Travelling Expenses-Foreign                                    | 62,000.00                      | -                    | 62,000.00    | -   |                  |
| Communication Exp-Postage                                      | 40,066.75                      | -                    | -            | 40,066.75   |                  |
| Communication Exp-Tel. Mobile                                  | 262,774.62                     | 23,590.00            | 262,774.62   | -   |                  |
| Communication Exp-Tel.Landline                                 | 195,056.57                     | 16,476.75            | 195,056.57   | -   |                  |
| Communication Exp-Internet Expenses                            | 48,078.70                      | -                    | 48,078.70    | -   |                  |
| Communication Exp-Cable, Satellite, etc.                       | -                              | -                    | -            | -   |                  |
| Repairs & Maint.-Buildings & Structures                        | 91,904.83                      | -                    | 91,904.83    | -   |                  |
| Repairs & Maint.-Office Equipment                              | 34,247.55                      | -                    | 11,090.00    | 23,157.55   | 10,000           |
| Repairs & Maint.-Motor Vehicles                                | 613.00                         | -                    | -            | 613.00  | 0                |
| Supplies & Materials   | -                              | -                    | -            | -   |                  |
| Fuel, Oil and Lubricants Expenses                              | 84,304.24                      | -                    | 84,304.24    | -   |                  |
| ICT Office Supplies  | 93,000.00                      | -                    | 93,000.00    | -   |                  |
| Semi-Expendable-ICT Equipment                                  | 18,019.00                      | -                    | 18,019.00    | -   |                  |
| Semi-Expendable-Printing/Office Equipment                      | 10,820.00                      | -                    | 10,820.00    | -   |                  |
| Rent/Lease Expenses  | 212,743.68                     | 30,042.96            | 182,700.72   | 30,042.96   | 0                |
| Utility Expenses-Water   | 87,654.81                      | -                    | 87,654.81    | -   |                  |
| Utility Expenses-Electricity                                   | 288,768.62                     | -                    | 288,768.62   | -   |                  |
| Training & Scholarship   | 317,329.77                     | -                    | 317,329.77   | -   |                  |
| ICT Training Expenses  | 80,000.00                      | -                    | 80,000.00    | -   |                  |
| Extraordinary & Miscellaneous Expenses                         | 227,363.64                     | -                    | 227,363.64   | -   |                  |
| Taxes, Duties & Fees   | -                              | -                    | -            | -   |                  |
| Fidelity Bond Premiums   | -                              | -                    | -            | -   |                  |
| Insurance Expense  | 93,848.68                      | -                    | 93,848.68    | -   |                  |
| Professional Services  | 1,468,702.55                   | -                    | 1,468,702.55 | -   |                  |
| Consultancy Services   | 164,545.45                     | -                    | 164,545.45   | -   |                  |
| Security Services  | 238,571.68                     | -                    | 238,571.68   | -   |                  |
| Advertising Expenses   | 33,000.00                      | -                    | -            | 33,000.00   | 0                |
| Printing & Publication Expenses                                | 29,942.47                      | 12,600.00            | 12,600.00    | 17,342.47   | 0                |
| Representation Expenses  | -                              | -                    | -            | -   |                  |
| Subscription Expenses  | 6,230.37                       | -                    | 6,230.37     | -   |                  |
| ICT Software Subscription Expenses                             | 513,000.00                     | -                    | 236,728.49   | 276,271.51  |                  |
| Other MOOE   | 11,989.63                      | -                    | -            | 11,989.63   | 2,000            |
| Total GAS  | 4,921,218.61                   | 101,096.71           | 4,469,493.41 | 451,725.20  |                  |
| A.3.a OPERATIONS   |                                |                      |              |   |                  |
| Travelling Expenses-Local                                      | -                              | -                    | -            | -   |                  |
| Travelling Expenses-Foreign                                    | ✓ 171,884.02                   | -                    | 171,884.02   | -   |                  |
| Communication Exp-Postage                                      | ✓ -                            | -                    | -            | -   |                  |
| Communication Exp-Tel. Mobile                                  | ✓ 30,540.00                    | 30,540.00            | 30,540.00    | -   |                  |
| Communication Exp-Tel.Landline                                 | ✓ 7,234.40                     | 7,234.40             | 7,234.40     | -   |                  |
| Communication Exp-Internet Expenses                            | -                              | -                    | -            | -   |                  |
| Communication Exp-Cable, Satellite, etc.                       | ✓ 10,440.00                    | 870.00               | 10,440.00    | -   |                  |
| Repairs & Maint.-Buildings & Structures                        | -                              | -                    | -            | -   |                  |
| Repairs & Maint.-Office Equipment                              | -                              | -                    | -            | -   |                  |
| Repairs & Maint.-Motor Vehicles                                | 63,593.65                      | -                    | 63,593.65    | -   |                  |
| Supplies & Materials   | -                              | -                    | -            | -   |                  |
| Fuel, Oil and Lubricants Expenses                              | 2,360.25                       | -                    | 2,360.25     | -   |                  |
| Semi-Expendable-Furniture & Fixtures                           | 6,000.00                       | -                    | 6,000.00     | -   |                  |
| Rent/Lease Expenses  | 116,892.32                     | -                    | 116,892.32   | -   |                  |
| Utility Expenses-Water   | -                              | -                    | -            | -   |                  |
| Utility Expenses-Electricity                                   | -                              | -                    | -            | -   |                  |
| Training & Scholarship   | 247,345.17                     | -                    | 247,345.17   | -   |                  |
| Extraordinary & Miscellaneous Expenses                         | 60,828.00                      | -                    | 60,828.00    | -   |                  |
| Fidelity Bond Prem. & Other Fees                               | -                              | -                    | -            | -   |                  |
| Professional Services-Legal                                    | -                              | -                    | -            | -   |                  |
| Consultancy Services   | 210,000.00                     | -                    | 210,000.00   | -   |                  |
| Other Professional Services                                    | ✓ 246,650.46                   | 246,650.46           | 246,650.46   | -   |                  |
| Janitorial Services  | 383,239.68                     | -                    | 383,239.68   | -   |                  |
| Advertising Expenses   | ✓ 150,111.36                   | -                    | 150,111.36   | -   |                  |
| Printing & Publication Expenses                                | ✓ -                            | -                    | -            | -   |                  |
| Representation Expenses  | -                              | -                    | -            | -   |                  |
| Subscription Expenses  | ✓ 51,252.50                    | 5,934.50             | 51,252.50    | -   |                  |
| Transportation & Delivery Expenses                             | 58,000.00                      | -                    | 58,000.00    | -   |                  |
| Other MOOE   | ✓ 51,605.32                    | -                    | -            | 51,605.32   |                  |
| Total Operations   | 1,867,977.13                   | 291,229.36           | 1,816,371.81 | 51,605.32   |                  |
| Total MOOE   | 6,789,195.74                   | 392,326.07           | 6,285,865.22 | 503,330.52  |                  |



STATUS OF ALLOTMENTS, OBLIGATIONS, AND BALANCES  
As of September 30, 2022

BAR NO. 4

Department: Department of Justice  
Agency/OU: Presidential Commission on Good Government  
Fund: 101

| PIA/P / ALLOTMENT CLASS / OBJECTIVE<br>OF EXPENDITURE<br>( 1 )   | Allotment<br>Received<br>( 2 ) | Obligations Incurred |              | Unobligated<br>Balance of<br>Allotment<br>(5)=(2)-(4) | Remarks<br>( 6 ) |  |  |  |
|--|--------------------------------|----------------------|--------------|---|------------------|--|--|--|
|  |                                | This Report          | To Date      |   |                  |  |  |  |
|  |                                | ( 3 )                | ( 4 )        |   |                  |  |  |  |
| CONTINUING APPROPRIATION-2022 CAPITAL OUTLAY   |                                |                      |              |   |                  |  |  |  |
| A.1.a GAS  |                                |                      |              |   |                  |  |  |  |
| Capital Outlay-ICT Software  | 92,850.16                      | -                    | -            | 92,850.16   |                  |  |  |  |
| Capital Outlay-ICT Equipment   | 32,386.00                      | -                    | -            | 32,386.00   |                  |  |  |  |
| Total Capital Outlay   | 125,236.16                     | -                    | -            | 125,236.16  |                  |  |  |  |
| GRAND TOTAL  | 6,914,431.90                   | 392,326.07           | 6,285,865.22 | 628,566.68  |                  |  |  |  |
| Prepared by:  RAQUEL S. BUÑAG<br>Budget Officer<br>Date:                    |                                |                      |              |   |                  |  |  |  |
| Recommending Approval:  STEPHEN P. TANCHULING<br>OIC-Director, FAD<br>Date: |                                |                      |              |   |                  |  |  |  |
|  RHODERICK M. PARAYNO<br>Commissioner-in-Charge, FAD<br>Date:               |                                |                      |              |   |                  |  |  |  |
|  JOHN A. AGBAYANI<br>Chairperson<br>Date:                                 |                                |                      |              |   |                  |  |  |  |



STATUS OF ALLOTMENTS, OBLIGATIONS, AND BALANCES  
As of September 30, 2022

Department : Department of Justice  
Agency/OU : Presidential Commission on Good Government  
Fund : 151

| P/A/P / ALLOTMENT CLASS / OBJECTIVE OF EXPENDITURE<br>( 1 ) | Allotment Received<br>( 2 ) | Obligations Incurred |         | Unobligated Balance of<br>(5)=(2)-(4) | Remarks<br>( 6 ) |
|---|-----------------------------|----------------------|---------|---------------------------------------|------------------|
|   |                             | This Report          | To Date |                                       |                  |
|   |                             | ( 3 )                | ( 4 )   |                                       |                  |

|  |               |            |              |               |  |
|--|---------------|------------|--------------|---------------|--|
| CURRENT YEAR BUDGET                        |               |            |              |               |  |
| Maintenance and Other Operating Expenses   |               |            |              |               |  |
| Travelling Expenses                        |               |            |              |               |  |
| Local                                      | 732,828.52    | 151,310.00 | 732,828.52   | -             |  |
| Foreign                                    | 767,171.48    | -          | -            | 767,171.48    |  |
| Training & Seminar                         | -             | -          | -            |               |  |
| Supplies & Materials                       | -             | -          | -            |               |  |
| Utility Expenses                           | -             | -          | -            |               |  |
| Communication Expenses                     | -             | -          | -            |               |  |
| Survey Expenses                            | -             | -          | -            |               |  |
| Extraordinary & Miscellaneous Expenses     | -             | -          | -            |               |  |
| Professional Services                      |               |            |              |               |  |
| Legal Services                             | 14,300,000.00 | 339,500.00 | 3,506,681.81 | 10,793,318.19 |  |
| Local                                      | 7,000,000.00  | 339,500.00 | 3,506,681.81 | 3,493,318.19  |  |
| Foreign                                    | 7,300,000.00  | -          | -            | 7,300,000.00  |  |
| Consultancy Services                       | 100,000.00    | -          | 13,000.00    | 87,000.00     |  |
| Other Professional Services                | 6,000,000.00  | 202,631.77 | 2,357,226.70 | 3,642,773.30  |  |
| General Services                           | 1,100,000.00  | 79,170.75  | 592,734.91   | 507,265.09    |  |
| Rent/Lease                                 | -             | -          | -            | -             |  |
| Water, Light & Power                       | -             | -          | -            | -             |  |
| Repairs & Maintenance                      | -             | -          | -            | -             |  |
| Taxes, Ins., Fidelity Bond Prem./Other Fee | -             | -          | -            | -             |  |
| Other Maintenance & Operating Expenses     | -             | -          | -            | -             |  |
| Sub-total                                  | 23,000,000.00 | 772,612.52 | 7,202,471.94 | 15,797,528.06 |  |
| Capital Outlay                             |               |            |              |               |  |
| Furniture and Fixtures, Equipment          |               |            |              |               |  |
| Office Equipment                           |               |            |              |               |  |
| Information and Technology                 |               |            |              |               |  |
| Sub-total                                  | -             | -          | -            | -             |  |
| GRAND TOTAL                                | 23,000,000.00 | 772,612.52 | 7,202,471.94 | 15,797,528.06 |  |

Prepared by:

RAQUEL S. BUÑAG

Budget Officer

Date:

Recommending Approval:

STEPHEN P. TANCHULING

OIC-Director, FAD

Date:

RHODERICK M. PARAYNO

Commissioner-in-Charge, FAD

Date:

Approved by:

JOHN A. AGBAYANI

Chairperson

Date:



STATUS OF ALLOTMENTS, OBLIGATIONS, AND BALANCES  
As of August 31, 2022 (Amended)

Department : Department of Justice  
Agency/OU : Presidential Commission on Good Government  
Fund : 151

| P/A/P / ALLOTMENT CLASS / OBJECTIVE OF EXPENDITURE<br>( 1 ) | Allotment Received<br>( 2 ) | Obligations Incurred |              | Unobligated Balance of<br>(5)=(2)-(4) | Remarks<br>( 6 ) |
|---|-----------------------------|----------------------|--------------|---------------------------------------|------------------|
|   |                             | This Report          | To Date      |                                       |                  |
|   |                             | ( 3 )                | ( 4 )        |                                       |                  |
| CURRENT YEAR BUDGET   |                             |                      |              |                                       |                  |
| Maintenance and Other Operating Expenses                    |                             |                      |              |                                       |                  |
| Travelling Expenses   |                             |                      |              |                                       |                  |
| Local   | 581,518.52                  | 319,300.00           | 581,518.52   | -                                     |                  |
| Foreign   | 918,481.48                  | -                    | -            | 918,481.48                            |                  |
| Training & Seminar  | -                           | -                    | -            |                                       |                  |
| Supplies & Materials  | -                           | -                    | -            |                                       |                  |
| Utility Expenses  | -                           | -                    | -            |                                       |                  |
| Communication Expenses                                      | -                           | -                    | -            |                                       |                  |
| Survey Expenses   | -                           | -                    | -            |                                       |                  |
| Extraordinary & Miscellaneous Expenses                      | -                           | -                    | -            |                                       |                  |
| Professional Services                                       |                             |                      |              |                                       |                  |
| Legal Services  | 14,300,000.00               | 371,000.00           | 3,167,181.81 | 11,132,818.19                         |                  |
| Local   | 7,000,000.00                | 371,000.00           | 3,167,181.81 | 3,832,818.19                          |                  |
| Foreign   | 7,300,000.00                | -                    | -            | 7,300,000.00                          |                  |
| Consultancy Services  | 100,000.00                  | -                    | 13,000.00    | 87,000.00                             |                  |
| Other Professional Services                                 | 6,000,000.00                | 309,760.01           | 2,154,594.93 | 3,845,405.07                          |                  |
| General Services  | 1,100,000.00                | 79,170.75            | 513,564.16   | 586,435.84                            |                  |
| Rent/Lease  | -                           | -                    | -            | -                                     |                  |
| Water, Light & Power  | -                           | -                    | -            | -                                     |                  |
| Repairs & Maintenance                                       | -                           | -                    | -            | -                                     |                  |
| Taxes, Ins., Fidelity Bond Prem./Other Fee                  | -                           | -                    | -            | -                                     |                  |
| Other Maintenance & Operating Expenses                      | -                           | -                    | -            | -                                     |                  |
| Sub-total   | 23,000,000.00               | 1,079,230.76         | 6,429,859.42 | 16,570,140.58                         |                  |
| Capital Outlay  |                             |                      |              |                                       |                  |
| Furniture and Fixtures, Equipment                           |                             |                      |              |                                       |                  |
| Office Equipment  |                             |                      |              |                                       |                  |
| Information and Technology                                  |                             |                      |              |                                       |                  |
| Sub-total   | -                           | -                    | -            | -                                     |                  |
| GRAND TOTAL   | 23,000,000.00               | 1,079,230.76         | 6,429,859.42 | 16,570,140.58                         |                  |

Prepared by:

Recommending Approval:

Approved by:

RAQUEL S. BUÑAG

Budget Officer

Date:

STEPHEN P. TANCHULING

OIC-Director, FAD

Date:

RHODERICK M. PARAYNO

Commissioner-in-Charge, FAD

Date:

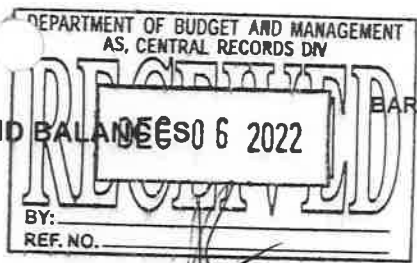
JOHN A. AGBAYANI

Chairperson

Date:



# **STATUS OF ALLOTMENTS, OBLIGATIONS, AND BALANCES** As of October 31, 2022



BAR NO. 4






Department : Department of Justice  
Agency : Presidential Commission on Good Government  
Fund : 101

| P/A/P / ALLOTMENT CLASS / OBJECT OF EXPENDITURE<br>( 1 ) | Allotment Received<br>( 2 ) | Obligations Incurred |               | Unobligated Balance of<br>(5)=(2)-(4) | Remarks<br>( 6 ) |
|--|-----------------------------|----------------------|---------------|---------------------------------------|------------------|
|  |                             | This Report          | To Date       |                                       |                  |
|  |                             | ( 3 )                | ( 4 )         |                                       |                  |
| CURRENT YEAR BUDGET                                      |                             |                      |               |                                       |                  |
| Personal Services  |                             |                      |               |                                       |                  |
| Salaries (Itemized Positions)                            | 55,161,694.14               | 4,936,277.75         | 48,996,640.44 | 6,165,053.70                          |                  |
| Salaries & Wages (Casual & Contractual)                  | 27,100,000.00               | 1,724,070.22         | 20,261,093.16 | 6,838,906.84                          |                  |
| PERA   | 1,922,727.26                | 172,000.00           | 1,737,545.49  | 185,181.77                            |                  |
| Representation Allowance                                 | 1,559,500.00                | 172,000.00           | 1,410,000.00  | 149,500.00                            |                  |
| Transportation Allowance                                 | 1,481,677.49                | 125,250.00           | 977,750.00    | 503,927.49                            |                  |
| Mid Year Bonus   | 4,850,706.50                | -                    | 4,850,584.00  | 122.50                                |                  |
| Year End Bonus   | 4,768,000.00                | -                    | -             | 4,768,000.00                          |                  |
| Cash Gift  | 405,000.00                  | -                    | -             | 405,000.00                            |                  |
| Clothing   | 528,000.00                  | 12,000.00            | 528,000.00    | -                                     |                  |
| Productivity Enhancement Incentive                       | 405,000.00                  | -                    | -             | 405,000.00                            |                  |
| Honorarium   | 467,500.00                  | -                    | -             | 467,500.00                            |                  |
| Terminal Leave   | 2,402,322.42                | -                    | 2,402,322.42  | -                                     |                  |
| Other Personnel Benefits-Step Increment                  | 143,000.00                  | 1,045.64             | 2,173.37      | 140,826.63                            |                  |
| Other Personnel Benefits-Loyalty                         | 30,000.00                   | -                    | 20,000.00     | 10,000.00                             |                  |
| RLIP   | 6,866,000.00                | 541,463.45           | 5,312,515.43  | 1,553,484.57                          |                  |
| Rag-ibig   | 103,301.61                  | 8,700.00             | 86,967.63     | 16,333.98                             |                  |
| Philhealth   | 842,270.58                  | 190,868.26           | 758,921.80    | 83,348.78                             |                  |
| ECIP   | 102,300.00                  | 8,400.00             | 83,800.00     | 18,500.00                             |                  |
| Total PS   | 109,139,000.00              | 7,892,075.32         | 87,428,313.74 | 21,710,686.26                         |                  |
| Maintenance and Other Operating Expenses                 |                             |                      |               |                                       |                  |
| Travelling Expenses-Local                                | 1,032,072.98                | 142,645.43           | 799,123.98    | 232,949.00                            |                  |
| Travelling Expenses-Foreign                              | 836,216.89                  | -                    | -             | 836,216.89                            |                  |
| Communication Exp-Postage & Deliveries                   | 111,000.00                  | 3,926.00             | 34,353.50     | 76,646.50                             |                  |
| Communication Exp-Telephone Landline                     | 1,681,369.78                | 8,243.17             | 236,649.91    | 1,444,719.87                          |                  |
| Communication Exp-Telephone Mobile                       | 1,689,000.00                | 185,291.25           | 387,318.12    | 1,301,681.88                          |                  |
| Communication Exp-Cable, Satellite, etc.                 | 57,000.00                   | 2,610.00             | 14,989.78     | 42,010.22                             |                  |
| Communication Exp-Internet Subscription                  | 289,630.22                  | 21,887.00            | 171,794.22    | 117,836.00                            |                  |
| Repairs & Maint.-Buildings & Structures                  | 2,370,847.73                | 27,045.30            | 296,919.67    | 2,073,928.06                          |                  |
| Repairs & Maint.-Office Equipment                        | 433,384.00                  | -                    | 13,485.75     | 419,898.25                            |                  |
| Repairs & Maint.-Motor Vehicles                          | 1,010,270.15                | 2,956.00             | 567,555.65    | 442,714.50                            |                  |
| Office Supplies & Materials                              | 2,809,511.56                | 686,933.50           | 2,585,688.83  | 223,822.73                            |                  |
| Fuel, Oil and Lubricants Expenses                        | 2,532,760.44                | 204,362.62           | 1,730,199.43  | 802,561.01                            |                  |
| ICT Office Supplies                                      | 89,000.00                   | -                    | 24,589.00     | 64,411.00                             |                  |
| Semi-Expendable-Office Equipment                         | 256,418.80                  | 56,971.00            | 20,801.75     | 235,617.05                            |                  |
| Semi-Expendable-Furniture & Fixtures                     | 120,000.00                  | -                    | 85,490.97     | 34,509.03                             |                  |
| Semi-Expendable-ICT Equipment                            | 115,591.00                  | -                    | 115,591.00    | -                                     |                  |
| Semi-Expendable-Printing Equipment                       | 98,606.20                   | -                    | 22,840.00     | 75,766.20                             |                  |
| Utility Expenses-Water                                   | 887,838.81                  | 30,098.46            | 283,327.70    | 604,511.11                            |                  |
| Utility Expenses-Electricity                             | 4,056,161.19                | 672,258.45           | 3,139,358.77  | 916,802.42                            |                  |
| Training & Scholarship                                   | 1,489,043.06                | 103,888.00           | 1,298,325.06  | 190,718.00                            |                  |
| Extraordinary & Miscellaneous Expenses                   | 1,990,000.00                | 27,050.00            | 1,403,610.91  | 586,389.09                            |                  |
| Taxes, Duties and Fees                                   | 78,000.00                   | 25,295.00            | 68,437.12     | 9,562.88                              |                  |
| Fidelity Bond Premiums                                   | 312,226.25                  | 813.75               | 262,226.25    | 50,000.00                             |                  |
| Insurance Expenses                                       | 399,186.25                  | 49,440.58            | 162,519.41    | 236,666.84                            |                  |
| Rent/Lease Expenses                                      | 827,500.00                  | 37,190.82            | 216,902.33    | 610,597.67                            |                  |
| Legal Services   | 4,815,000.00                | 1,250.00             | 14,998.29     | 4,800,001.71                          |                  |
| Consultancy Services                                     | 2,000,000.00                | 70,000.00            | 660,000.00    | 1,340,000.00                          |                  |
| Other Professional Services                              | 8,907,000.00                | 381,648.88           | 6,796,974.47  | 2,110,025.53                          |                  |
| General Services-Security                                | 4,063,500.00                | 772,782.43           | 2,955,877.22  | 1,107,622.78                          |                  |
| General Services-Janitorial                              | 4,260,000.00                | 371,493.62           | 2,877,269.92  | 1,382,730.08                          |                  |
| Advertising Expenses                                     | 272,000.00                  | -                    | -             | 272,000.00                            |                  |
| Printing & Publication Expenses                          | 58,000.00                   | -                    | -             | 58,000.00                             |                  |
| Representation Expenses                                  | 1,438,886.91                | 136,256.55           | 1,438,886.91  | -                                     |                  |
| Transportation Services                                  | 58,000.00                   | -                    | 25,333.00     | 32,667.00                             |                  |
| Subscription Expenses                                    | 248,000.00                  | 17,264.00            | 60,904.74     | 187,095.26                            |                  |
| ICT Software Subscription Expenses                       | 92,537.50                   | -                    | -             | 92,537.50                             |                  |
| Other MOOE   | 526,440.28                  | 25,803.39            | 244,701.38    | 281,738.90                            |                  |
| Sub-total MOOE   | 52,312,000.00               | 4,065,405.20         | 29,017,045.04 | 23,294,954.96                         |                  |
| Sub-Total MOOE - Continuing                              | 6,789,195.74                | 295,997.58           | 6,670,359.51  | 118,836.23                            |                  |
| Total MOOE   | 59,101,195.74               | 4,361,402.78         | 35,687,404.55 | 23,413,791.19                         |                  |



STATUS OF ALLOTMENTS, OBLIGATIONS, AND BALANCES  
As of October 31, 2022

Department : Department of Justice  
Agency : Presidential Commission on Good Government  
Fund : 101

| P/A/P / ALLOTMENT CLASS / OBJECT OF EXPENDITURE<br>( 1 )                          | Allotment Received<br>( 2 ) | Obligations Incurred  |                  | Unobligated Balance of<br>(5)=(2)-(4)  | Remarks<br>( 6 ) |
|---|-----------------------------|---|------------------|--|------------------|
|   |                             | This Report<br>( 3 )  | To Date<br>( 4 ) |  |                  |
|   |                             |   |                  |  |                  |
| CURRENT YEAR BUDGET   |                             |   |                  |  |                  |
| Capital Outlay  |                             |   |                  |  |                  |
| ICT Software  | 162,000.00                  | -   | 136,552.26       | 25,447.74  |                  |
| ICT Equipment   | 910,000.00                  | -   | 601,445.00       | 308,555.00   |                  |
| Motor Vehicles  | 4,350,000.00                | -   | 3,966,600.00     | 383,400.00   |                  |
| Sub-total CO  | 5,422,000.00                | -   | 4,704,597.26     | 717,402.74   |                  |
| Sub-total CO - Continuing   | 125,236.16                  | -   | -                | 125,236.16   |                  |
| Total CO  | 5,547,236.16                | -   | 4,704,597.26     | 842,638.90   |                  |
| GRAND TOTAL   | 173,787,431.90              | 12,253,478.10   | 127,820,315.55   | 45,967,116.35  |                  |
| Prepared by:  |                             |   |                  |  |                  |
|  |                             | Recommending Approval:  |                  | Approved by:   |                  |
| RAQUEL S. BUÑAG   |                             |    |                  |    |                  |
| Budget Officer  |                             | STEPHEN P. TANCHULING   |                  | JOHN A. AGBAYANI   |                  |
| Date:   |                             | OIC-Director, FAD   |                  | Chairperson  |                  |
|   |                             | Date:   |                  | Date:  |                  |
|   |                             |  |                  |  |                  |
|   |                             | RHODERICK M. PARAYNO  |                  | JOHN A. AGBAYANI   |                  |
|   |                             | Commissioner-in-Charge, FAD   |                  | Chairperson  |                  |
|   |                             | Date:   |                  | Date:  |                  |



**STATUS OF ALLOTMENTS, OBLIGATIONS, AND BALANCES**  
**As of October 31, 2022**





Department : Department of Justice  
Agency : Presidential Commission on Good Government  
Fund : 101

| P/A/P / ALLOTMENT CLASS OBJECTIVE<br>OF EXPENDITURE<br>( 1 ) | Allotment<br>Received<br>( 2 ) | Obligations Incurred |               | Unobligated<br>Balance of<br>Allotment<br>(5)=(2)-(4) | Remarks<br>( 6 ) |
|--|--------------------------------|----------------------|---------------|---|------------------|
|  |                                | This Report          | To Date       |   |                  |
|  |                                | ( 3 )                | ( 4 )         |   |                  |
| CURRENT YEAR BUDGET  |                                |                      |               |   |                  |
| A.1.a GAS  |                                |                      |               |   |                  |
| Personal Services  |                                |                      |               |   |                  |
| Salaries (Itemized Positions)                                | 41,804,166.33                  | 3,749,979.84         | 37,078,297.07 | 4,725,869.26  |                  |
| Salaries & Wages (Casual & Contractual)                      | 5,467,000.00                   | 240,694.51           | 2,775,219.38  | 2,691,780.62  | *                |
| PERA   | 1,490,727.26                   | 134,000.00           | 1,347,545.49  | 143,181.77  |                  |
| Representation Allowance                                     | 1,140,000.00                   | 123,750.00           | 983,000.00    | 157,000.00  |                  |
| Transportation Allowance                                     | 1,107,177.49                   | 86,000.00            | 604,750.00    | 502,427.49  |                  |
| Mid Year Bonus   | 3,643,106.50                   | -                    | 3,643,047.00  | 59.50   |                  |
| Year End Bonus & Cash Gift                                   | 3,631,000.00                   | -                    | -             | 3,631,000.00  |                  |
| Cash Gift  | 315,000.00                     | -                    | -             | 315,000.00  |                  |
| Clothing   | 402,000.00                     | 6,000.00             | 402,000.00    | -   |                  |
| Productivity Enhancement Incentive                           | 315,000.00                     | -                    | -             | 315,000.00  |                  |
| Honoraria  | 467,500.00                     | -                    | -             | 467,500.00  |                  |
| Terminal Leave   | 2,402,322.42                   | -                    | 2,402,322.42  | -   |                  |
| Other Personnel Benefits-Step Increment                      | 109,000.00                     | 701.64               | 1,109.78      | 107,890.22  |                  |
| Other Personnel Benefits- Loyalty                            | 25,000.00                      | -                    | 20,000.00     | 5,000.00  |                  |
| RLIP   | 5,229,000.00                   | 341,595.04           | 3,471,755.30  | 1,757,244.70  |                  |
| Pag-ibig   | 76,000.00                      | 5,800.00             | 60,266.02     | 15,733.98   |                  |
| Philhealth   | 581,000.00                     | 126,175.97           | 501,166.77    | 79,833.23   |                  |
| ECIP   | 76,000.00                      | 5,600.00             | 58,100.00     | 17,900.00   |                  |
| Sub-total PS   | 68,281,000.00                  | 4,820,297.00         | 53,348,579.23 | 14,932,420.77   |                  |
| Maintenance and Other Operating Expenses                     |                                |                      |               |   |                  |
| Travelling Expense-Local                                     | 248,000.00                     | 1,250.00             | 15,051.00     | 232,949.00  |                  |
| Travelling Expenses-Foreign                                  | 291,423.20                     | -                    | -             | 291,423.20  |                  |
| Communication Exp-Postage & Deliveries                       | 55,000.00                      | 999.00               | 10,146.65     | 44,853.35   |                  |
| Communication Exp-Tel.Landline                               | 1,006,369.78                   | 5,236.07             | 196,971.99    | 809,397.79  |                  |
| Communication Exp-Tel. Mobile                                | 1,014,000.00                   | 134,031.25           | 275,625.77    | 738,374.23  |                  |
| Communication Exp-Cable, Satellite, etc.                     | 24,000.00                      | 2,610.00             | 14,119.78     | 9,880.22  |                  |
| Communication Exp-Internet Subscription                      | 119,630.22                     | 21,887.00            | 119,630.22    | -   |                  |
| Repairs & Maint.-Buildings & Structures                      | 472,033.02                     | 15,070.30            | 107,851.97    | 364,181.05  |                  |
| Repairs & Maint.-Office Equipment                            | 57,000.00                      | -                    | 13,185.75     | 43,814.25   |                  |
| Repairs & Maint.-Motor Vehicles                              | 245,270.15                     | 2,956.00             | 245,270.15    | -   |                  |
| Supplies & Materials   | 1,629,511.56                   | 53,672.00            | 1,619,911.56  | 9,600.00  |                  |
| Fuel, Oil and Lubricants Expenses                            | 1,632,760.44                   | 160,993.63           | 1,261,748.16  | 371,012.28  |                  |
| ICT Office Supplies  | 89,000.00                      | -                    | 24,589.00     | 64,411.00   |                  |
| Semi-Expendable-Office Equipment                             | 248,802.80                     | 56,971.00            | 240,157.80    | 8,645.00  |                  |
| Semi-Expendable-Furniture & Fixtures                         | 120,000.00                     | -                    | 85,490.97     | 34,509.03   |                  |
| Semi-Expendable-ICT Equipment                                | 115,591.00                     | -                    | 115,591.00    | -   |                  |
| Semi-Expendable-Printing Equipment                           | 98,606.20                      | -                    | 22,840.00     | 75,766.20   |                  |
| Utility Expenses-Water                                       | 274,000.00                     | 17,598.53            | 128,577.79    | 145,422.21  |                  |
| Utility Expenses-Electricity                                 | 1,747,000.00                   | 218,984.50           | 830,197.58    | 916,802.42  |                  |
| Training & Scholarship                                       | 1,049,043.06                   | 22,500.00            | 1,049,043.06  | -   |                  |
| Extraordinary & Miscellaneous Expenses                       | 1,660,000.00                   | 27,050.00            | 1,121,310.91  | 538,689.09  |                  |
| Taxes, Duties & Fees   | 50,000.00                      | 24,875.00            | 47,994.36     | 2,005.64  |                  |
| Fidelity Bond Premiums                                       | 262,226.25                     | 813.75               | 262,226.25    | -   |                  |
| Insurance Expense  | 349,186.25                     | 49,440.58            | 162,519.41    | 186,666.84  |                  |
| Rent/Lease Expenses  | 277,500.00                     | 23,974.42            | 71,731.39     | 205,768.61  |                  |
| Professional Services  | 1,985,000.00                   | -                    | 1,467,461.36  | 517,538.64  |                  |
| Legal Services   | 15,000.00                      | 1,250.00             | 4,764.29      | 10,235.71   |                  |
| Security Services  | 4,063,500.00                   | 772,782.43           | 2,955,877.22  | 1,107,622.78  |                  |
| Advertising Expenses   | 33,000.00                      | -                    | -             | 33,000.00   |                  |
| Printing & Publication Expenses                              | 34,000.00                      | -                    | -             | 34,000.00   |                  |
| Representation Expenses                                      | 1,174,008.57                   | 122,696.83           | 1,174,008.57  | -   |                  |
| Subscription Expenses  | 188,000.00                     | 17,264.00            | 60,904.74     | 127,095.26  |                  |
| ICT Software Subscription Expenses                           | 92,537.50                      | -                    | -             | 92,537.50   |                  |
| Other MOOE   | 140,000.00                     | -                    | 72,810.00     | 67,190.00   |                  |
| Sub-total MOOE   | 20,861,000.00                  | 1,754,906.29         | 13,777,608.70 | 7,083,391.30  |                  |
| Capital Outlay   |                                |                      |               |   |                  |
| ICT Software   | 162,000.00                     | -                    | 136,552.26    | 25,447.74   |                  |
| ICT Equipment  | 910,000.00                     | -                    | 601,445.00    | 308,555.00  |                  |
| Motor Vehicle  | 4,350,000.00                   | -                    | 3,966,600.00  | 383,400.00  |                  |
| Sub-total CO   | 5,422,000.00                   | -                    | 4,704,597.26  | 717,402.74  |                  |
| TOTAL GAS  | 94,564,000.00                  | 6,575,203.29         | 71,830,785.19 | 22,733,214.81   |                  |



STATUS OF ALLOTMENTS, OBLIGATIONS, AND BALANCES  
As of October 31, 2022

Department : Department of Justice  
Agency : Presidential Commission on Good Government  
Fund : 101

| P/A/P / ALLOTMENT CLASS / OBJECTIVE OF EXPENDITURE<br>( 1 )   | Allotment Received<br>( 2 ) | Obligations Incurred  |                       | Unobligated Balance of<br>(5)=(2)-(4)  | Remarks<br>( 6 ) |
|---|-----------------------------|---|-----------------------|--|------------------|
|   |                             | This Report<br>( 3 )  | To Date<br>( 4 )      |  |                  |
| <b>A.3.a OPERATIONS</b>   |                             |   |                       |  |                  |
| <b>Personal Services</b>  |                             |   |                       |  |                  |
| Salaries (Itemized Positions)   | 13,357,527.81               | 1,186,297.91  | 11,918,343.37         | 1,439,184.44   |                  |
| Salaries & Wages (Casual & Contractual)   | 21,633,000.00               | 1,483,375.71  | 17,485,873.78         | 4,147,126.22   | *                |
| PERA  | 432,000.00                  | 38,000.00   | 390,000.00            | 42,000.00  |                  |
| Representation Allowance  | 419,500.00                  | 48,250.00   | 427,000.00            | (7,500.00)   |                  |
| Transportation Allowance  | 374,500.00                  | 39,250.00   | 373,000.00            | 1,500.00   |                  |
| Mid Year Bonus  | 1,207,600.00                | -   | 1,207,537.00          | 63.00  |                  |
| Year End Bonus & Cash Gift  | 1,137,000.00                | -   |                       | 1,137,000.00   |                  |
| Cash Gift   | 90,000.00                   | -   |                       | 90,000.00  |                  |
| Clothing  | 126,000.00                  | 6,000.00  | 126,000.00            | -  |                  |
| Productivity Enhancement Incentive  | 90,000.00                   | -   |                       | 90,000.00  |                  |
| Other Personnel Benefits-Step Increment   | 34,000.00                   | 344.00  | 1,063.59              | 32,936.41  |                  |
| Other Personnel Benefits- Loyalty   | 5,000.00                    | -   |                       | 5,000.00   |                  |
| RLIP  | 1,637,000.00                | 199,868.41  | 1,840,760.13          | (203,760.13)   |                  |
| Pag-ibig  | 27,301.61                   | 2,900.00  | 26,701.61             | 600.00   |                  |
| Philhealth  | 261,270.58                  | 64,692.29   | 257,755.03            | 3,515.55   |                  |
| ECIP  | 26,300.00                   | 2,800.00  | 25,700.00             | 600.00   |                  |
| <b>Sub-total PS</b>   | <b>40,858,000.00</b>        | <b>3,071,778.32</b>   | <b>34,079,734.51</b>  | <b>6,778,265.49</b>  |                  |
| <b>Maintenance and Other Operating Expenses</b>   |                             |   |                       |  |                  |
| Travelling Expenses-Local   | 784,072.98                  | 141,395.43  | 784,072.98            | -  |                  |
| Travelling Expenses-Foreign   | 544,793.69                  | -   | -                     | 544,793.69   |                  |
| Communication Exp-Postage & Deliveries  | 56,000.00                   | 2,927.00  | 24,206.85             | 31,793.15  |                  |
| Communication Exp-Tel.Landline  | 675,000.00                  | 3,007.10  | 39,677.92             | 635,322.08   |                  |
| Communication Exp-Tel. Mobile   | 675,000.00                  | 51,260.00   | 111,692.35            | 563,307.65   |                  |
| Communication Exp-Cable, Satellite, etc.  | 33,000.00                   | -   | 870.00                | 32,130.00  |                  |
| Communication Exp-Internet Subscription   | 170,000.00                  | -   | 52,164.00             | 117,836.00   |                  |
| Repairs & Maint.-Buildings & Structures   | 1,898,814.71                | 11,975.00   | 189,067.70            | 1,709,747.01   |                  |
| Repairs & Maint.-Office Equipment   | 376,384.00                  | -   | 300.00                | 376,084.00   |                  |
| Repairs & Maint.-Motor Vehicles   | 765,000.00                  | -   | 322,285.50            | 442,714.50   |                  |
| Supplies & Materials  | 1,180,000.00                | 633,261.50  | 965,777.27            | 214,222.73   |                  |
| Semi-Expendable - Office Equipment  | 7,616.00                    | -   | 7,616.00              | -  |                  |
| Fuel, Oil and Lubricants Expenses   | 900,000.00                  | 43,368.99   | 468,451.27            | 431,548.73   |                  |
| Utility Expenses-Water  | 613,838.81                  | 12,499.93   | 154,749.91            | 459,088.90   |                  |
| Utility Expenses-Electricity  | 2,309,161.19                | 453,273.95  | 2,309,161.19          | -  |                  |
| Training & Scholarship  | 440,000.00                  | 81,388.00   | 249,282.00            | 190,718.00   |                  |
| Extraordinary & Miscellaneous Expenses  | 330,000.00                  | -   | 282,300.00            | 47,700.00  |                  |
| Taxes, Duties & Fees  | 28,000.00                   | 420.00  | 20,442.76             | 7,557.24   |                  |
| Fidelity Bond Premiums  | 50,000.00                   | -   | -                     | 50,000.00  |                  |
| Insurance Expense   | 50,000.00                   | -   | -                     | 50,000.00  |                  |
| Rent/Lease Expenses   | 550,000.00                  | 13,216.40   | 145,170.94            | 404,829.06   |                  |
| Legal Services  | 4,800,000.00                | -   | 10,234.00             | 4,789,766.00   |                  |
| Consultancy Services  | 2,000,000.00                | 70,000.00   | 660,000.00            | 1,340,000.00   |                  |
| Other Professional Services   | 6,922,000.00                | 381,648.88  | 5,329,513.11          | 1,592,486.89   |                  |
| Janitorial Services   | 4,260,000.00                | 371,493.62  | 2,877,269.92          | 1,382,730.08   |                  |
| Advertising Expenses  | 239,000.00                  | -   | -                     | 239,000.00   |                  |
| Printing & Publication Expenses   | 24,000.00                   | -   | -                     | 24,000.00  |                  |
| Representation Expenses   | 264,878.34                  | 13,559.72   | 264,878.34            | -  |                  |
| Transportation Services   | 58,000.00                   | -   | 25,333.00             | 32,667.00  |                  |
| Subscription Expenses   | 60,000.00                   | -   | -                     | 60,000.00  |                  |
| Other MOOE  | 386,440.28                  | 25,803.39   | 171,891.38            | 214,548.90   |                  |
| <b>Sub-total MOOE</b>   | <b>31,451,000.00</b>        | <b>2,310,498.91</b>   | <b>15,466,408.39</b>  | <b>15,984,591.61</b>   |                  |
| <b>Capital Outlay</b>   |                             |   |                       |  |                  |
| Sub-total   | -                           | -   | -                     | -  |                  |
| <b>TOTAL OPERATIONS</b>   | <b>72,309,000.00</b>        | <b>5,382,277.23</b>   | <b>49,546,142.90</b>  | <b>22,762,857.10</b>   |                  |
| <b>GRAND TOTAL</b>  | <b>166,873,000.00</b>       | <b>11,957,480.52</b>  | <b>121,376,928.09</b> | <b>45,496,071.91</b>   |                  |
| Prepared by:  |                             |   |                       |  |                  |
| <br><b>RAQUEL S. BUÑAG</b><br>Budget Officer<br>Date:          |                             | Recommending Approval:  |                       | Approved by:   |                  |
| <br><b>STEPHEN P. TANCHULING</b><br>OIC-Director, FAD<br>Date: |                             | <br><b>RHODERICK M. PARAYNO</b><br>Commissioner-in-Charge, FAD<br>Date: |                       | <br><b>JOHN A. AGBAYANI</b><br>Chairperson<br>Date: |                  |



STATUS OF ALLOTMENTS, OBLIGATIONS, AND BALANCES  
As of October 31, 2022

Department: Department of Justice  
Agency/OU: Presidential Commission on Good Government  
Fund: 101

| PIA/P / ALLOTMENT CLASS / OBJECTIVE<br>OF EXPENDITURE<br><br>( 1 ) | Allotment<br>Received<br><br>( 2 ) | Obligations Incurred |         | Unobligated<br>Balance of<br>Allotment<br>(5)=(2)-(4) | Remarks<br><br>( 6 ) |
|--|------------------------------------|----------------------|---------|---|----------------------|
|  |                                    | This Report          | To Date |   |                      |
|  |                                    | ( 3 )                | ( 4 )   |   |                      |

|   |              |            |              |            |  |
|---|--------------|------------|--------------|------------|--|
| CONTINUING APPROPRIATION-2022 MOOE        |              |            |              |            |  |
| A.1.a GAS                                 |              |            |              |            |  |
| Travelling Expense-Local                  | 205,787.67   | -          | 205,787.67   | -          |  |
| Travelling Expenses-Foreign               | 62,000.00    | -          | 62,000.00    | -          |  |
| Communication Exp-Postage                 | -            | -          | -            | -          |  |
| Communication Exp-Tel. Mobile             | 286,364.62   | -          | 286,364.62   | -          |  |
| Communication Exp-Tel.Landline            | 211,533.32   | -          | 211,533.32   | -          |  |
| Communication Exp-Internet Expenses       | 48,078.70    | -          | 48,078.70    | -          |  |
| Communication Exp-Cable, Satellite, etc.  | -            | -          | -            | -          |  |
| Repairs & Maint.-Buildings & Structures   | 101,904.83   | 10,000.00  | 101,904.83   | -          |  |
| Repairs & Maint.-Office Equipment         | 11,090.00    | -          | 11,090.00    | -          |  |
| Repairs & Maint.-Motor Vehicles           | 613.00       | 613.00     | 613.00       | -          |  |
| Supplies & Materials                      | -            | -          | -            | -          |  |
| Fuel, Oil and Lubricants Expenses         | 84,304.24    | -          | 84,304.24    | -          |  |
| ICT Office Supplies                       | 93,000.00    | -          | 93,000.00    | -          |  |
| Semi-Expendable-ICT Equipment             | 18,019.00    | -          | 18,019.00    | -          |  |
| Semi-Expendable-Printing/Office Equipment | 10,820.00    | -          | 10,820.00    | -          |  |
| Rent/Lease Expenses                       | 242,786.64   | 30,042.96  | 242,786.64   | -          |  |
| Utility Expenses-Water                    | 87,654.81    | -          | 87,654.81    | -          |  |
| Utility Expenses-Electricity              | 288,768.62   | -          | 288,768.62   | -          |  |
| Training & Scholarship                    | 317,329.77   | -          | 317,329.77   | -          |  |
| ICT Training Expenses                     | 80,000.00    | -          | 80,000.00    | -          |  |
| Extraordinary & Miscellaneous Expenses    | 411,099.94   | 183,736.30 | 411,099.94   | -          |  |
| Taxes, Duties & Fees                      | -            | -          | -            | -          |  |
| Fidelity Bond Premiums                    | -            | -          | -            | -          |  |
| Insurance Expense                         | 93,848.68    | -          | 93,848.68    | -          |  |
| Professional Services                     | 1,468,702.55 | -          | 1,468,702.55 | -          |  |
| Consultancy Services                      | 184,545.45   | 20,000.00  | 184,545.45   | -          |  |
| Security Services                         | 238,571.68   | -          | 238,571.68   | -          |  |
| Advertising Expenses                      | -            | -          | -            | -          |  |
| Printing & Publication Expenses           | 12,600.00    | -          | 12,600.00    | -          |  |
| Representation Expenses                   | -            | -          | -            | -          |  |
| Subscription Expenses                     | 6,230.37     | -          | 6,230.37     | -          |  |
| ICT Software Subscription Expenses        | 355,564.72   | -          | 236,728.49   | 118,836.23 |  |
| Other MOOE                                | -            | -          | -            | -          |  |
| Total GAS                                 | 4,921,218.61 | 244,392.26 | 4,802,382.38 | 118,836.23 |  |

|  |              |           |              |   |  |
|--|--------------|-----------|--------------|---|--|
| A.3.a OPERATIONS                         |              |           |              |   |  |
| Travelling Expenses-Local                | -            | -         | -            | - |  |
| Travelling Expenses-Foreign              | 171,884.02   | -         | 171,884.02   | - |  |
| Communication Exp-Postage                | -            | -         | -            | - |  |
| Communication Exp-Tel. Mobile            | 30,540.00    | -         | 30,540.00    | - |  |
| Communication Exp-Tel.Landline           | 7,234.40     | -         | 7,234.40     | - |  |
| Communication Exp-Internet Expenses      | -            | -         | -            | - |  |
| Communication Exp-Cable, Satellite, etc. | 10,440.00    | -         | 10,440.00    | - |  |
| Repairs & Maint.-Buildings & Structures  | -            | -         | -            | - |  |
| Repairs & Maint.-Office Equipment        | -            | -         | -            | - |  |
| Repairs & Maint.-Motor Vehicles          | 63,593.65    | -         | 63,593.65    | - |  |
| Supplies & Materials                     | -            | -         | -            | - |  |
| Fuel, Oil and Lubricants Expenses        | 2,360.25     | -         | 2,360.25     | - |  |
| Semi-Expendable-Furniture & Fixtures     | 6,000.00     | -         | 6,000.00     | - |  |
| Rent/Lease Expenses                      | 116,892.32   | -         | 116,892.32   | - |  |
| Utility Expenses-Water                   | -            | -         | -            | - |  |
| Utility Expenses-Electricity             | -            | -         | -            | - |  |
| Training & Scholarship                   | 247,345.17   | -         | 247,345.17   | - |  |
| Extraordinary & Miscellaneous Expenses   | 60,828.00    | -         | 60,828.00    | - |  |
| Fidelity Bond Prem. & Other Fees         | -            | -         | -            | - |  |
| Professional Services-Legal              | -            | -         | -            | - |  |
| Consultancy Services                     | 210,000.00   | -         | 210,000.00   | - |  |
| Other Professional Services              | 246,650.46   | -         | 246,650.46   | - |  |
| Janitorial Services                      | 383,239.68   | -         | 383,239.68   | - |  |
| Advertising Expenses                     | 150,111.36   | -         | 150,111.36   | - |  |
| Printing & Publication Expenses          | -            | -         | -            | - |  |
| Representation Expenses                  | -            | -         | -            | - |  |
| Subscription Expenses                    | 51,252.50    | -         | 51,252.50    | - |  |
| Transportation & Delivery Expenses       | 58,000.00    | -         | 58,000.00    | - |  |
| Other MOOE                               | 51,605.32    | 51,605.32 | 51,605.32    | - |  |
| Total Operations                         | 1,867,977.13 | 51,605.32 | 1,867,977.13 | - |  |

|            |              |            |              |            |  |
|------------|--------------|------------|--------------|------------|--|
| Total MOOE | 6,789,195.74 | 295,997.58 | 6,670,359.51 | 118,836.23 |  |
|------------|--------------|------------|--------------|------------|--|







STATUS OF ALLOTMENTS, OBLIGATIONS, AND BALANCES  
As of October 31, 2022

BAR NO. 4

Department: Department of Justice  
Agency/OU: Presidential Commission on Good Government  
Fund: 101

| P/A/P / ALLOTMENT CLASS / OBJECTIVE<br>OF EXPENDITURE<br>( 1 ) | Allotment<br>Received<br>( 2 ) | Obligations Incurred |         | Unobligated<br>Balance of<br>Allotment<br>(5)=(2)-(4) | Remarks<br>( 6 ) |
|--|--------------------------------|----------------------|---------|---|------------------|
|  |                                | This Report          | To Date |   |                  |
|  |                                | ( 3 )                | ( 4 )   |   |                  |

|  |              |            |              |            |
|--|--------------|------------|--------------|------------|
| CONTINUING APPROPRIATION-2022 CAPITAL OUTLAY |              |            |              |            |
| A.1.a GAS                                    |              |            |              |            |
| Capital Outlay-ICT Software                  | 92,850.16    | -          | -            | 92,850.16  |
| Capital Outlay-ICT Equipment                 | 32,386.00    | -          | -            | 32,386.00  |
| Total Capital Outlay                         | 125,236.16   | -          | -            | 125,236.16 |
| GRAND TOTAL                                  | 6,914,431.90 | 295,997.58 | 6,670,359.51 | 244,072.39 |

|   |  |  |   |
|---|--|--|---|
| Prepared by:  | Recommending Approval:   |  |   |
| <br>RAQUEL S. BUÑAG<br>Budget Officer<br>Date: | <br>STEPHEN P. TANCHULING<br>OIC-Director, FAD<br>Date: | <br>RHODERICK M. PARAYNO<br>Commissioner-in-Charge, FAD<br>Date: | <br>JOHN A. AGBAYANI<br>Chairperson<br>Date: |



STATUS OF ALLOTMENTS, OBLIGATIONS, AND BALANCES  
As of October 31, 2022

Department : Department of Justice  
Agency/OU : Presidential Commission on Good Government  
Fund : 151

| P/A/P / ALLOTMENT CLASS / OBJECTIVE OF EXPENDITURE<br>( 1 ) | Allotment Received<br>( 2 ) | Obligations Incurred |              | Unobligated Balance of<br>(5)=(2)-(4) | Remarks<br>( 6 ) |
|---|-----------------------------|----------------------|--------------|---------------------------------------|------------------|
|   |                             | This Report          | To Date      |                                       |                  |
|   |                             | ( 3 )                | ( 4 )        |                                       |                  |
| CURRENT YEAR BUDGET   |                             |                      |              |                                       |                  |
| Maintenance and Other Operating Expenses                    |                             |                      |              |                                       |                  |
| Travelling Expenses   |                             |                      |              |                                       |                  |
| Local   | 732,828.52                  | -                    | 732,828.52   | -                                     |                  |
| Foreign   | 767,171.48                  | -                    | -            | 767,171.48                            |                  |
| Training & Seminar  | -                           | -                    | -            | -                                     |                  |
| Supplies & Materials  | -                           | -                    | -            | -                                     |                  |
| Utility Expenses  | -                           | -                    | -            | -                                     |                  |
| Communication Expenses                                      | -                           | -                    | -            | -                                     |                  |
| Survey Expenses   | -                           | -                    | -            | -                                     |                  |
| Extraordinary & Miscellaneous Expenses                      | -                           | -                    | -            | -                                     |                  |
| Professional Services                                       |                             |                      |              |                                       |                  |
| Legal Services  | 14,300,000.00               | 1,267,000.00         | 4,773,681.81 | 9,526,318.19                          |                  |
| Local   | 7,000,000.00                | 1,267,000.00         | 4,773,681.81 | 2,226,318.19                          |                  |
| Foreign   | 7,300,000.00                | -                    | -            | 7,300,000.00                          |                  |
| Consultancy Services  | 100,000.00                  | -                    | 13,000.00    | 87,000.00                             |                  |
| Other Professional Services                                 | 6,000,000.00                | 327,906.51           | 2,685,133.21 | 3,314,866.79                          |                  |
| General Services  | 1,100,000.00                | 79,170.75            | 671,905.66   | 428,094.34                            |                  |
| Rent/Lease  | -                           | -                    | -            | -                                     |                  |
| Water, Light & Power  | -                           | -                    | -            | -                                     |                  |
| Repairs & Maintenance                                       | -                           | -                    | -            | -                                     |                  |
| Taxes, Ins., Fidelity Bond Prem./Other Fee                  | -                           | -                    | -            | -                                     |                  |
| Other Maintenance & Operating Expenses                      | -                           | -                    | -            | -                                     |                  |
| Sub-total   | 23,000,000.00               | 1,674,077.26         | 8,876,549.20 | 14,123,450.80                         |                  |
| Capital Outlay  |                             |                      |              |                                       |                  |
| Furniture and Fixtures, Equipment                           |                             |                      |              |                                       |                  |
| Office Equipment  |                             |                      |              |                                       |                  |
| Information and Technology                                  |                             |                      |              |                                       |                  |
| Sub-total   | -                           | -                    | -            | -                                     |                  |
| GRAND TOTAL   | 23,000,000.00               | 1,674,077.26         | 8,876,549.20 | 14,123,450.80                         |                  |

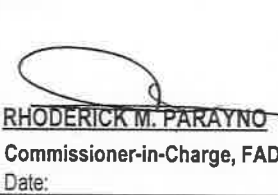
Prepared by:


Recommending Approval:

Approved by:



  
STEPHEN P. TANCHULING  
OIC-Director, FAD  
Date:

  
RHODERICK M. PARAYNO  
Commissioner-in-Charge, FAD  
Date:

  
JOHN A. AGBAYANI  
Chairperson  
Date:

RAQUEL S. BUÑAG

Budget Officer

Date:

OIC-Director, FAD

Date:

Commissioner-in-Charge, FAD

Date:

Chairperson

Date:



**STATUS OF ALLOTMENTS, OBLIGATIONS, AND BALANCES**  
As of November 30, 2022

BAR NO. 4

Department : Department of Justice

Agency : Presidential Commission on Good Government

Fund : 101





| P/A/P / ALLOTMENT CLASS / OBJECT OF EXPENDITURE<br>( 1 ) | Allotment Received<br>( 2 ) | Obligations Incurred |                       | Unobligated Balance of<br>(5)=(2)-(4) | Remarks<br>( 6 ) |
|--|-----------------------------|----------------------|-----------------------|---------------------------------------|------------------|
|  |                             | This Report          | To Date               |                                       |                  |
|  |                             | ( 3 )                | ( 4 )                 |                                       |                  |
| <b>CURRENT YEAR BUDGET</b>                               |                             |                      |                       |                                       |                  |
| <b>Personal Services</b>                                 |                             |                      |                       |                                       |                  |
| Salaries (Itemized Positions)                            | 54,895,798.96               | 5,113,598.61         | 54,255,666.05         | 640,132.91                            |                  |
| Salaries & Wages (Casual & Contractual)                  | 26,955,915.00               | 3,308,426.75         | 23,567,379.72         | 3,388,535.28                          |                  |
| PERA   | 1,922,727.26                | 175,454.56           | 1,913,000.05          | 9,727.21                              |                  |
| Representation Allowance                                 | 1,596,500.00                | 155,750.00           | 1,558,250.00          | 38,250.00                             |                  |
| Transportation Allowance                                 | 1,500,677.49                | 87,750.00            | 1,067,000.00          | 433,677.49                            |                  |
| Mid Year Bonus   | 4,850,706.50                | -                    | 4,850,584.00          | 122.50                                |                  |
| Year End Bonus   | 4,985,145.80                | 4,985,145.80         | 4,985,145.80          | -                                     |                  |
| Cash Gift  | 447,000.00                  | 447,000.00           | 447,000.00            | -                                     |                  |
| Clothing   | 528,000.00                  | -                    | 528,000.00            | -                                     |                  |
| Productivity Enhancement Incentive                       | 405,000.00                  | -                    | -                     | 405,000.00                            |                  |
| Honorarium   | 467,500.00                  | -                    | -                     | 467,500.00                            |                  |
| Terminal Leave   | 2,402,322.42                | -                    | 2,402,322.42          | -                                     |                  |
| Other Personnel Benefits-Step Increment                  | 143,000.00                  | -                    | 2,173.37              | 140,826.63                            |                  |
| Other Personnel Benefits-Loyalty                         | 30,000.00                   | -                    | 20,000.00             | 10,000.00                             |                  |
| RLIP   | 6,866,000.00                | 555,993.95           | 5,941,704.22          | 924,295.78                            |                  |
| Pag-ibig   | 106,372.61                  | 8,870.97             | 96,438.60             | 9,934.01                              |                  |
| Philhealth   | 930,933.96                  | 168,496.21           | 930,933.56            | 0.40                                  |                  |
| ECIP   | 105,400.00                  | 8,600.00             | 93,000.00             | 12,400.00                             |                  |
| <b>Total PS</b>  | <b>109,139,000.00</b>       | <b>15,015,086.85</b> | <b>102,658,597.79</b> | <b>6,480,402.21</b>                   |                  |
| <b>Maintenance and Other Operating Expenses</b>          |                             |                      |                       |                                       |                  |
| Travelling Expenses-Local                                | 1,047,691.64                | 118,668.66           | 917,792.64            | 129,899.00                            |                  |
| Travelling Expenses-Foreign                              | 429,175.03                  | -                    | -                     | 429,175.03                            |                  |
| Communication Exp-Postage & Deliveries                   | 111,000.00                  | 5,827.00             | 40,180.50             | 70,819.50                             |                  |
| Communication Exp-Telephone Landline                     | 1,454,369.78                | 53,959.87            | 294,308.78            | 1,160,061.00                          |                  |
| Communication Exp-Telephone Mobile                       | 1,689,000.00                | 5,657.98             | 389,277.10            | 1,299,722.90                          |                  |
| Communication Exp-Cable, Satellite, etc.                 | 57,000.00                   | 2,610.00             | 17,599.78             | 39,400.22                             |                  |
| Communication Exp-Internet Subscription                  | 311,517.22                  | 21,887.00            | 193,681.22            | 117,836.00                            |                  |
| Repairs & Maint.-Buildings & Structures                  | 2,358,814.71                | 9,077.35             | 305,997.02            | 2,052,817.69                          |                  |
| Repairs & Maint.-Office Equipment                        | 433,384.00                  | -                    | 13,485.75             | 419,898.25                            |                  |
| Repairs & Maint.-Motor Vehicles                          | 1,021,828.15                | 75,558.00            | 643,113.65            | 378,714.50                            |                  |
| Office Supplies & Materials                              | 2,981,614.36                | 209,849.30           | 2,785,938.13          | 195,676.23                            |                  |
| Fuel, Oil and Lubricants Expenses                        | 2,532,760.44                | 245,442.65           | 1,975,642.08          | 557,118.36                            |                  |
| ICT Office Supplies                                      | 89,000.00                   | -                    | 24,589.00             | 64,411.00                             |                  |
| Semi-Expendable-Office Equipment                         | 256,418.80                  | 3,600.00             | 251,373.80            | 5,045.00                              |                  |
| Semi-Expendable-Furniture & Fixtures                     | 120,000.00                  | 10,500.00            | 105,590.97            | 14,409.03                             |                  |
| Semi-Expendable-ICT Equipment                            | 115,591.00                  | -                    | 115,591.00            | -                                     |                  |
| Semi-Expendable-Printing Equipment                       | 68,810.00                   | -                    | 22,840.00             | 45,970.00                             |                  |
| Utility Expenses-Water                                   | 887,838.81                  | 30,723.86            | 314,051.56            | 573,787.25                            |                  |
| Utility Expenses-Electricity                             | 3,595,323.69                | 345,949.79           | 3,485,308.56          | 110,015.13                            |                  |
| Training & Scholarship                                   | 1,518,343.06                | 29,300.00            | 1,327,625.06          | 190,718.00                            |                  |
| Extraordinary & Miscellaneous Expenses                   | 3,239,358.00                | 1,835,746.33         | 3,239,357.24          | 0.76                                  |                  |
| Taxes, Duties and Fees                                   | 78,000.00                   | (4,130.00)           | 64,307.12             | 13,692.88                             |                  |
| Fidelity Bond Premiums                                   | 312,226.25                  | -                    | 262,226.25            | 50,000.00                             |                  |
| Insurance Expenses                                       | 399,186.25                  | -                    | 162,519.41            | 236,666.84                            |                  |
| Rent/Lease Expenses                                      | 827,500.00                  | 66,660.38            | 283,562.71            | 543,937.29                            |                  |
| Legal Services   | 4,216,996.00                | 6,887.00             | 21,885.29             | 4,195,110.71                          |                  |
| Consultancy Services                                     | 2,000,000.00                | 70,000.00            | 730,000.00            | 1,270,000.00                          |                  |
| Other Professional Services                              | 8,907,000.00                | 512,055.39           | 7,309,029.86          | 1,597,970.14                          |                  |
| General Services-Security                                | 4,063,500.00                | 366,690.63           | 3,322,567.85          | 740,932.15                            |                  |
| General Services-Janitorial                              | 4,260,000.00                | 187,315.23           | 3,064,585.15          | 1,195,414.85                          |                  |
| Advertising Expenses                                     | 239,000.00                  | -                    | -                     | 239,000.00                            |                  |
| Printing & Publication Expenses                          | 24,000.00                   | -                    | -                     | 24,000.00                             |                  |
| Representation Expenses                                  | 1,820,775.03                | 381,887.66           | 1,820,774.57          | 0.46                                  |                  |
| Transportation Services                                  | 58,000.00                   | -                    | 25,333.00             | 32,667.00                             |                  |
| Subscription Expenses                                    | 168,000.00                  | 10,762.50            | 71,667.24             | 96,332.76                             |                  |
| ICT Software Subscription Expenses                       | 92,537.50                   | -                    | -                     | 92,537.50                             |                  |
| Other MOOE   | 526,440.28                  | 1,910.00             | 246,611.38            | 279,828.90                            |                  |
| <b>Sub-total MOOE</b>                                    | <b>52,312,000.00</b>        | <b>4,604,396.58</b>  | <b>33,848,413.67</b>  | <b>18,463,586.33</b>                  |                  |
| <b>Sub-Total MOOE - Continuing</b>                       | <b>6,789,195.74</b>         | <b>295,997.58</b>    | <b>6,670,359.51</b>   | <b>118,836.23</b>                     |                  |
| <b>Total MOOE</b>  | <b>59,101,195.74</b>        | <b>4,900,394.16</b>  | <b>40,518,773.18</b>  | <b>18,582,422.56</b>                  |                  |



STATUS OF ALLOTMENTS, OBLIGATIONS, AND BALANCES  
As of November 30, 2022

BAR NO. 4

Department : Department of Justice  
Agency : Presidential Commission on Good Government  
Fund : 101

| PIA/P / ALLOTMENT CLASS / OBJECT OF EXPENDITURE<br>( 1 )  | Allotment Received<br>( 2 )   | Obligations Incurred |  | Unobligated Balance of<br>(5)=(2)-(4) | Remarks<br>( 6 ) |
|---|---|----------------------|--|---------------------------------------|------------------|
|   |   | This Report<br>( 3 ) | To Date<br>( 4 )   |                                       |                  |
| CURRENT YEAR BUDGET   |   |                      |  |                                       |                  |
| Capital Outlay  |   |                      |  |                                       |                  |
| ICT Software  | 162,000.00  | -                    | 136,552.26   | 25,447.74                             |                  |
| ICT Equipment   | 910,000.00  | -                    | 601,445.00   | 308,555.00                            |                  |
| Motor Vehicles  | 4,350,000.00  | -                    | 3,966,600.00   | 383,400.00                            |                  |
| Sub-total CO  | 5,422,000.00  | -                    | 4,704,597.26   | 717,402.74                            |                  |
| Sub-total CO - Continuing   | 125,236.16  | 119,000.00           | 119,000.00   | 6,236.16                              |                  |
| Total CO  | 5,547,236.16  | 119,000.00           | 4,823,597.26   | 723,638.90                            |                  |
| GRAND TOTAL   | 173,787,431.90  | 20,034,481.01        | 148,000,968.23   | 25,786,463.67                         |                  |
| Prepared by:  | Recommending Approval:  |                      | Approved by:   |                                       |                  |
| <br>RAQUEL S. BUNAG<br>Budget Officer<br>Date: | <br>STEPHEN P. TANCHULING<br>OIC-Director, FAD<br>Date: |                      | <br>RHODERICK M. PARAYNO<br>Commissioner-in-Charge, FAD<br>Date: |                                       |                  |
|   |   |                      | <br>JOHN A. AGBAYANI<br>Chairperson<br>Date:                   |                                       |                  |



**STATUS OF ALLOTMENTS, OBLIGATIONS, AND BALANCES**  
As of November 30, 2022

BAR NO. 4

Department: Department of Justice  
Agency: Presidential Commission on Good Government  
Fund: 101

| P/A/P / ALLOTMENT CLASS / OBJECTIVE<br>OF EXPENDITURE<br>( 1 ) | Allotment<br>Received<br>( 2 ) | Obligations Incurred |               | Unobligated<br>Balance of<br>Allotment<br>(5)=(2)-(4) | Remarks<br>( 6 ) |
|--|--------------------------------|----------------------|---------------|---|------------------|
|  |                                | This Report          | To Date       |   |                  |
|  |                                | ( 3 )                | ( 4 )         |   |                  |
| CURRENT YEAR BUDGET  |                                |                      |               |   |                  |
| A.1.a GAS  |                                |                      |               |   |                  |
| Personal Services  |                                |                      |               |   |                  |
| Salaries (Itemized Positions)                                  | 41,538,271.15                  | 3,955,011.61         | 41,033,308.68 | 504,962.47  |                  |
| Salaries & Wages (Casual & Contractual)                        | 5,467,000.00                   | 467,212.44           | 3,242,431.82  | 2,224,568.18  | *                |
| PERA   | 1,490,727.26                   | 137,454.56           | 1,485,000.05  | 5,727.21  |                  |
| Representation Allowance                                       | 1,140,000.00                   | 118,750.00           | 1,101,750.00  | 38,250.00   |                  |
| Transportation Allowance                                       | 1,107,177.49                   | 68,750.00            | 673,500.00    | 433,677.49  |                  |
| Mid Year Bonus   | 3,643,106.50                   | -                    | 3,643,047.00  | 59.50   |                  |
| Year End Bonus & Cash Gift                                     | 3,826,558.80                   | 3,826,558.80         | 3,826,558.80  | -   |                  |
| Cash Gift  | 352,000.00                     | 352,000.00           | 352,000.00    | -   |                  |
| Clothing   | 402,000.00                     | -                    | 402,000.00    | -   |                  |
| Productivity Enhancement Incentive                             | 315,000.00                     | -                    | -             | 315,000.00  |                  |
| Honoraria  | 467,500.00                     | -                    | -             | 467,500.00  |                  |
| Terminal Leave   | 2,402,322.42                   | -                    | 2,402,322.42  | -   |                  |
| Other Personnel Benefits-Step Increment                        | 109,000.00                     | -                    | 1,109.78      | 107,890.22  |                  |
| Other Personnel Benefits- Loyalty                              | 25,000.00                      | -                    | 20,000.00     | 5,000.00  |                  |
| RLIP   | 5,229,000.00                   | 337,388.27           | 3,809,143.57  | 1,419,856.43  |                  |
| Pag-ibig   | 76,000.00                      | 5,800.00             | 66,066.02     | 9,933.98  |                  |
| Philhealth   | 614,336.38                     | 113,169.61           | 614,336.38    | -   |                  |
| ECIP   | 76,000.00                      | 5,500.00             | 63,600.00     | 12,400.00   |                  |
| Sub-total PS   | 68,281,000.00                  | 9,387,595.29         | 62,736,174.52 | 5,544,825.48  |                  |
| Maintenance and Other Operating Expenses                       |                                |                      |               |   |                  |
| Travelling Expense-Local                                       | 148,000.00                     | 3,050.00             | 18,101.00     | 129,899.00  |                  |
| Travelling Expenses-Foreign                                    | -                              | -                    | -             | -   |                  |
| Communication Exp-Postage & Deliveries                         | 55,000.00                      | 127.00               | 10,273.65     | 44,726.35   |                  |
| Communication Exp-Tel.Landline                                 | 779,369.78                     | 48,103.94            | 248,774.93    | 530,594.85  |                  |
| Communication Exp-Tel. Mobile                                  | 1,014,000.00                   | 5,657.98             | 277,584.75    | 736,415.25  |                  |
| Communication Exp-Cable, Satellite, etc.                       | 24,000.00                      | 2,610.00             | 16,729.78     | 7,270.22  |                  |
| Communication Exp-Internet Subscription                        | 141,517.22                     | 21,887.00            | 141,517.22    | -   |                  |
| Repairs & Maint.-Buildings & Structures                        | 460,000.00                     | 9,077.35             | 116,929.32    | 343,070.68  |                  |
| Repairs & Maint.-Office Equipment                              | 57,000.00                      | -                    | 13,185.75     | 43,814.25   |                  |
| Repairs & Maint.-Motor Vehicles                                | 256,828.15                     | 11,558.00            | 256,828.15    | -   |                  |
| Supplies & Materials   | 1,801,614.36                   | 181,702.80           | 1,792,014.36  | 9,600.00  |                  |
| Fuel, Oil and Lubricants Expenses                              | 1,632,760.44                   | 199,412.59           | 1,461,160.75  | 171,599.69  |                  |
| ICT Office Supplies  | 89,000.00                      | -                    | 24,589.00     | 64,411.00   |                  |
| Semi-Expendable-Office Equipment                               | 248,802.80                     | 3,600.00             | 243,757.80    | 5,045.00  |                  |
| Semi-Expendable-Furniture & Fixtures                           | 120,000.00                     | 10,500.00            | 105,590.97    | 14,409.03   |                  |
| Semi-Expendable-ICT Equipment                                  | 115,591.00                     | -                    | 115,591.00    | -   |                  |
| Semi-Expendable-Printing Equipment                             | 68,810.00                      | -                    | 22,840.00     | 45,970.00   |                  |
| Utility Expenses-Water   | 274,000.00                     | 17,351.25            | 145,929.04    | 128,070.96  |                  |
| Utility Expenses-Electricity                                   | 1,047,000.00                   | 106,787.67           | 936,985.25    | 110,014.75  |                  |
| Training & Scholarship   | 1,078,343.06                   | 29,300.00            | 1,078,343.06  | -   |                  |
| Extraordinary & Miscellaneous Expenses                         | 2,692,658.00                   | 1,571,346.33         | 2,692,657.24  | 0.76  |                  |
| Taxes, Duties & Fees   | 50,000.00                      | (4,130.00)           | 43,864.36     | 6,135.64  |                  |
| Fidelity Bond Premiums   | 262,226.25                     | -                    | 262,226.25    | -   |                  |
| Insurance Expense  | 349,186.25                     | -                    | 162,519.41    | 186,666.84  |                  |
| Rent/Lease Expenses  | 277,500.00                     | 16,865.16            | 88,596.55     | 188,903.45  |                  |
| Professional Services  | 1,985,000.00                   | 1,895.00             | 1,469,356.36  | 515,643.64  |                  |
| Legal Services   | 15,000.00                      | 4,568.00             | 9,332.29      | 5,667.71  |                  |
| Security Services  | 4,063,500.00                   | 366,690.63           | 3,322,567.85  | 740,932.15  |                  |
| Advertising Expenses   | -                              | -                    | -             | -   |                  |
| Printing & Publication Expenses                                | -                              | -                    | -             | -   |                  |
| Representation Expenses  | 1,413,755.19                   | 239,746.54           | 1,413,755.11  | 0.08  |                  |
| Subscription Expenses  | 108,000.00                     | 10,762.50            | 71,667.24     | 36,332.76   |                  |
| ICT Software Subscription Expenses                             | 92,537.50                      | -                    | -             | 92,537.50   |                  |
| Other MOOE   | 140,000.00                     | -                    | 72,810.00     | 67,190.00   |                  |
| Sub-total MOOE   | 20,861,000.00                  | 2,858,469.74         | 16,636,078.44 | 4,224,921.56  |                  |
| Capital Outlay   |                                |                      |               |   |                  |
| ICT Software   | 162,000.00                     | -                    | 136,552.26    | 25,447.74   |                  |
| ICT Equipment  | 910,000.00                     | -                    | 601,445.00    | 308,555.00  |                  |
| Motor Vehicle  | 4,350,000.00                   | -                    | 3,966,600.00  | 383,400.00  |                  |
| Sub-total CO   | 5,422,000.00                   | -                    | 4,704,597.26  | 717,402.74  |                  |
| TOTAL GAS  | 94,564,000.00                  | 12,246,065.03        | 84,076,850.22 | 10,487,149.78   |                  |



**STATUS OF ALLOTMENTS, OBLIGATIONS, AND BALANCES**  
As of November 30, 2022

BAR NO. 4

Department: Department of Justice  
Agency: Presidential Commission on Good Government  
Fund: 101

| P/A/P / ALLOTMENT CLASS / OBJECTIVE<br>OF EXPENDITURE<br>(1) | Allotment<br>Received<br>(2) | Obligations Incurred |                       | Unobligated<br>Balance of<br>(5)=(2)-(4) | Remarks<br>(6) |
|--|------------------------------|----------------------|-----------------------|--|----------------|
|  |                              | This Report<br>(3)   | To Date<br>(4)        |  |                |
| <b>A.3.a OPERATIONS</b>                                      |                              |                      |                       |  |                |
| <b>Personal Services</b>                                     |                              |                      |                       |  |                |
| Salaries (Itemized Positions)                                | 13,357,527.81                | 1,158,587.00         | 13,222,357.37         | 135,170.44                               |                |
| Salaries & Wages (Casual & Contractual)                      | 21,488,915.00                | 2,841,214.31         | 20,324,947.90         | 1,163,967.10                             | *              |
| PERA   | 432,000.00                   | 38,000.00            | 428,000.00            | 4,000.00                                 |                |
| Representation Allowance                                     | 456,500.00                   | 37,000.00            | 456,500.00            | -  |                |
| Transportation Allowance                                     | 393,500.00                   | 19,000.00            | 393,500.00            | -  |                |
| Mid Year Bonus   | 1,207,600.00                 | -                    | 1,207,537.00          | 63.00                                    |                |
| Year End Bonus & Cash Gift                                   | 1,158,587.00                 | 1,158,587.00         | 1,158,587.00          | -  |                |
| Cash Gift  | 95,000.00                    | 95,000.00            | 95,000.00             | -  |                |
| Clothing   | 126,000.00                   | -                    | 126,000.00            | -  |                |
| Productivity Enhancement Incentive                           | 90,000.00                    | -                    | -                     | 90,000.00                                |                |
| Other Personnel Benefits-Step Increment                      | 34,000.00                    | -                    | 1,063.59              | 32,936.41                                |                |
| Other Personnel Benefits- Loyalty                            | 5,000.00                     | -                    | -                     | 5,000.00                                 |                |
| RLIP   | 1,637,000.00                 | 218,605.68           | 2,132,560.65          | (495,560.65)                             |                |
| Pag-ibig   | 30,372.61                    | 3,070.97             | 30,372.58             | 0.03                                     |                |
| Philhealth   | 316,597.58                   | 55,326.60            | 316,597.18            | 0.40                                     |                |
| ECIP   | 29,400.00                    | 3,100.00             | 29,400.00             | -  |                |
| <b>Sub-total PS</b>  | <b>40,858,000.00</b>         | <b>5,627,491.56</b>  | <b>39,922,423.27</b>  | <b>935,576.73</b>                        |                |
| <b>Maintenance and Other Operating Expenses</b>              |                              |                      |                       |  |                |
| Travelling Expenses-Local                                    | 899,691.64                   | 115,618.66           | 899,691.64            | -  |                |
| Travelling Expenses-Foreign                                  | 429,175.03                   | -                    | -                     | 429,175.03                               |                |
| Communication Exp-Postage & Deliveries                       | 56,000.00                    | 5,700.00             | 29,906.85             | 26,093.15                                |                |
| Communication Exp-Tel.Landline                               | 675,000.00                   | 5,855.93             | 45,533.85             | 629,466.15                               |                |
| Communication Exp-Tel. Mobile                                | 675,000.00                   | -                    | 111,692.35            | 563,307.65                               |                |
| Communication Exp-Cable, Satellite, etc.                     | 33,000.00                    | -                    | 870.00                | 32,130.00                                |                |
| Communication Exp-Internet Subscription                      | 170,000.00                   | -                    | 52,164.00             | 117,836.00                               |                |
| Repairs & Maint.-Buildings & Structures                      | 1,898,814.71                 | -                    | 189,067.70            | 1,709,747.01                             |                |
| Repairs & Maint.-Office Equipment                            | 376,384.00                   | -                    | 300.00                | 376,084.00                               |                |
| Repairs & Maint.-Motor Vehicles                              | 765,000.00                   | 64,000.00            | 386,285.50            | 378,714.50                               |                |
| Supplies & Materials   | 1,180,000.00                 | 28,146.50            | 993,923.77            | 186,076.23                               |                |
| Semi-Expendable - Office Equipment                           | 7,616.00                     | -                    | 7,616.00              | -  |                |
| Fuel, Oil and Lubricants Expenses                            | 900,000.00                   | 46,030.06            | 514,481.33            | 385,518.67                               |                |
| Utility Expenses-Water                                       | 613,838.81                   | 13,372.61            | 168,122.52            | 445,716.29                               |                |
| Utility Expenses-Electricity                                 | 2,548,323.69                 | 239,162.12           | 2,548,323.31          | 0.38                                     |                |
| Training & Scholarship                                       | 440,000.00                   | -                    | 249,282.00            | 190,718.00                               |                |
| Extraordinary & Miscellaneous Expenses                       | 546,700.00                   | 264,400.00           | 546,700.00            | -  |                |
| Taxes, Duties & Fees   | 28,000.00                    | -                    | 20,442.76             | 7,557.24                                 |                |
| Fidelity Bond Premiums                                       | 50,000.00                    | -                    | -                     | 50,000.00                                |                |
| Insurance Expense  | 50,000.00                    | -                    | -                     | 50,000.00                                |                |
| Rent/Lease Expenses  | 550,000.00                   | 49,795.22            | 194,966.16            | 355,033.84                               |                |
| Legal Services   | 4,201,996.00                 | 2,319.00             | 12,553.00             | 4,189,443.00                             |                |
| Consultancy Services   | 2,000,000.00                 | 70,000.00            | 730,000.00            | 1,270,000.00                             |                |
| Other Professional Services                                  | 6,922,000.00                 | 510,160.39           | 5,839,673.50          | 1,082,326.50                             |                |
| Janitorial Services  | 4,260,000.00                 | 187,315.23           | 3,064,585.15          | 1,195,414.85                             |                |
| Advertising Expenses   | 239,000.00                   | -                    | -                     | 239,000.00                               |                |
| Printing & Publication Expenses                              | 24,000.00                    | -                    | -                     | 24,000.00                                |                |
| Representation Expenses                                      | 407,019.84                   | 142,141.12           | 407,019.46            | 0.38                                     |                |
| Transportation Services                                      | 58,000.00                    | -                    | 25,333.00             | 32,667.00                                |                |
| Subscription Expenses  | 60,000.00                    | -                    | -                     | 60,000.00                                |                |
| Other MOOE   | 386,440.28                   | 1,910.00             | 173,801.38            | 212,638.90                               |                |
| <b>Sub-total MOOE</b>  | <b>31,451,000.00</b>         | <b>1,745,926.84</b>  | <b>17,212,335.23</b>  | <b>14,238,664.77</b>                     |                |
| <b>Capital Outlay</b>  |                              |                      |                       |  |                |
| <b>Sub-total</b>   |                              |                      |                       |  |                |
| <b>TOTAL OPERATIONS</b>                                      | <b>72,309,000.00</b>         | <b>7,373,418.40</b>  | <b>57,134,758.50</b>  | <b>15,174,241.50</b>                     |                |
| <b>GRAND TOTAL</b>   | <b>166,873,000.00</b>        | <b>19,619,483.43</b> | <b>141,211,608.72</b> | <b>25,661,391.28</b>                     |                |

Prepared by:

Recommending Approval:

Approved by:

**RAQUEL S. BUNAG**

**STEPHEN P. TANCHULING**

**RHODERICK M. PARAYNO**

**JOHN A. MAGBAYANI**

Budget Officer

OIC-Director, FAD

Commissioner-in-Charge, FAD

Chairperson

Date:

Date:

Date:

Date:



**STATUS OF ALLOTMENTS, OBLIGATIONS, AND BALANCES**  
As of November 30, 2022

BAR NO. 4

Department: Department of Justice

Agency/OU: Presidential Commission on Good Government

Fund: 101





| P/A/P / ALLOTMENT CLASS / OBJECTIVE<br>OF EXPENDITURE<br>(1) | Allotment<br>Received<br>(2) | Obligations Incurred |              | Unobligated<br>Balance of<br>Allotment<br>(5)=(2)-(4) | Remarks<br>(6) |
|--|------------------------------|----------------------|--------------|---|----------------|
|  |                              | This Report          | To Date      |   |                |
|  |                              | (3)                  | (4)          |   |                |
| CONTINUING APPROPRIATION-2022 MOOE                           |                              |                      |              |   |                |
| A.1.a GAS  |                              |                      |              |   |                |
| Travelling Expense-Local                                     | 205,787.67                   | -                    | 205,787.67   | -   |                |
| Travelling Expenses-Foreign                                  | 62,000.00                    | -                    | 62,000.00    | -   |                |
| Communication Exp-Postage                                    | -                            | -                    | -            | -   |                |
| Communication Exp-Tel. Mobile                                | 286,364.62                   | -                    | 286,364.62   | -   |                |
| Communication Exp-Tel.Landline                               | 211,533.32                   | -                    | 211,533.32   | -   |                |
| Communication Exp-Internet Expenses                          | 48,078.70                    | -                    | 48,078.70    | -   |                |
| Communication Exp-Cable, Satellite, etc.                     | -                            | -                    | -            | -   |                |
| Repairs & Maint.-Buildings & Structures                      | 101,904.83                   | -                    | 101,904.83   | -   |                |
| Repairs & Maint.-Office Equipment                            | 11,090.00                    | -                    | 11,090.00    | -   |                |
| Repairs & Maint.-Motor Vehicles                              | 613.00                       | -                    | 613.00       | -   |                |
| Supplies & Materials   | -                            | -                    | -            | -   |                |
| Fuel, Oil and Lubricants Expenses                            | 84,304.24                    | -                    | 84,304.24    | -   |                |
| ICT Office Supplies  | 93,000.00                    | -                    | 93,000.00    | -   |                |
| Semi-Expendable-ICT Equipment                                | 18,019.00                    | -                    | 18,019.00    | -   |                |
| Semi-Expendable-Printing/Office Equipment                    | 10,820.00                    | -                    | 10,820.00    | -   |                |
| Rent/Lease Expenses  | 242,786.64                   | -                    | 242,786.64   | -   |                |
| Utility Expenses-Water                                       | 87,654.81                    | -                    | 87,654.81    | -   |                |
| Utility Expenses-Electricity                                 | 288,768.62                   | -                    | 288,768.62   | -   |                |
| Training & Scholarship                                       | 317,329.77                   | -                    | 317,329.77   | -   |                |
| ICT Training Expenses  | 80,000.00                    | -                    | 80,000.00    | -   |                |
| Extraordinary & Miscellaneous Expenses                       | 411,099.94                   | -                    | 411,099.94   | -   |                |
| Taxes, Duties & Fees   | -                            | -                    | -            | -   |                |
| Fidelity Bond Premiums                                       | -                            | -                    | -            | -   |                |
| Insurance Expense  | 93,848.68                    | -                    | 93,848.68    | -   |                |
| Professional Services  | 1,468,702.55                 | -                    | 1,468,702.55 | -   |                |
| Consultancy Services   | 184,545.45                   | -                    | 184,545.45   | -   |                |
| Security Services  | 238,571.68                   | -                    | 238,571.68   | -   |                |
| Advertising Expenses   | -                            | -                    | -            | -   |                |
| Printing & Publication Expenses                              | 12,600.00                    | -                    | 12,600.00    | -   |                |
| Representation Expenses                                      | -                            | -                    | -            | -   |                |
| Subscription Expenses  | 6,230.37                     | -                    | 6,230.37     | -   |                |
| ICT Software Subscription Expenses                           | 355,564.72                   | 49,800.00            | 286,528.49   | 69,036.23   |                |
| Other MOOE   | -                            | -                    | -            | -   |                |
| Total GAS  | 4,921,218.61                 | 49,800.00            | 4,852,182.38 | 69,036.23   |                |
| A.3.a OPERATIONS   |                              |                      |              |   |                |
| Travelling Expenses-Local                                    | -                            | -                    | -            | -   |                |
| Travelling Expenses-Foreign                                  | 171,884.02                   | -                    | 171,884.02   | -   |                |
| Communication Exp-Postage                                    | -                            | -                    | -            | -   |                |
| Communication Exp-Tel. Mobile                                | 30,540.00                    | -                    | 30,540.00    | -   |                |
| Communication Exp-Tel.Landline                               | 7,234.40                     | -                    | 7,234.40     | -   |                |
| Communication Exp-Internet Expenses                          | -                            | -                    | -            | -   |                |
| Communication Exp-Cable, Satellite, etc.                     | 10,440.00                    | -                    | 10,440.00    | -   |                |
| Repairs & Maint.-Buildings & Structures                      | -                            | -                    | -            | -   |                |
| Repairs & Maint.-Office Equipment                            | -                            | -                    | -            | -   |                |
| Repairs & Maint.-Motor Vehicles                              | 63,593.65                    | -                    | 63,593.65    | -   |                |
| Supplies & Materials   | -                            | -                    | -            | -   |                |
| Fuel, Oil and Lubricants Expenses                            | 2,360.25                     | -                    | 2,360.25     | -   |                |
| Semi-Expendable-Furniture & Fixtures                         | 6,000.00                     | -                    | 6,000.00     | -   |                |
| Rent/Lease Expenses  | 116,892.32                   | -                    | 116,892.32   | -   |                |
| Utility Expenses-Water                                       | -                            | -                    | -            | -   |                |
| Utility Expenses-Electricity                                 | -                            | -                    | -            | -   |                |
| Training & Scholarship                                       | 247,345.17                   | -                    | 247,345.17   | -   |                |
| Extraordinary & Miscellaneous Expenses                       | 60,828.00                    | -                    | 60,828.00    | -   |                |
| Fidelity Bond Prem. & Other Fees                             | -                            | -                    | -            | -   |                |
| Professional Services-Legal                                  | -                            | -                    | -            | -   |                |
| Consultancy Services   | 210,000.00                   | -                    | 210,000.00   | -   |                |
| Other Professional Services                                  | 246,650.46                   | -                    | 246,650.46   | -   |                |
| Janitorial Services  | 383,239.68                   | -                    | 383,239.68   | -   |                |
| Advertising Expenses   | 150,111.36                   | -                    | 150,111.36   | -   |                |
| Printing & Publication Expenses                              | -                            | -                    | -            | -   |                |
| Representation Expenses                                      | -                            | -                    | -            | -   |                |
| Subscription Expenses  | 51,252.50                    | -                    | 51,252.50    | -   |                |
| Transportation & Delivery Expenses                           | 58,000.00                    | -                    | 58,000.00    | -   |                |
| Other MOOE   | 51,605.32                    | 51,605.32            | 51,605.32    | -   |                |
| Total Operations   | 1,867,977.13                 | 51,605.32            | 1,867,977.13 | -   |                |
| Total MOOE   | 6,789,195.74                 | 101,405.32           | 6,720,159.51 | 69,036.23   |                |



STATUS OF ALLOTMENTS, OBLIGATIONS, AND BALANCES  
As of November 30, 2022

BAR NO. 4

Department: Department of Justice  
Agency/OU: Presidential Commission on Good Government  
Fund: 101

| PIA/P / ALLOTMENT CLASS / OBJECTIVE<br>OF EXPENDITURE<br>(1)  | Allotment<br>Received<br>(2)   | Obligations Incurred   |   | Unobligated<br>Balance of<br>Allotment<br>(5)=(2)-(4) | Remarks<br>(6) |  |  |  |
|---|--|--|---|---|----------------|--|--|--|
|   |  | This Report  | To Date   |   |                |  |  |  |
|   |  | (3)  | (4)   |   |                |  |  |  |
| CONTINUING APPROPRIATION-2022 CAPITAL OUTLAY  |  |  |   |   |                |  |  |  |
| A.1.a GAS   |  |  |   |   |                |  |  |  |
| Capital Outlay-ICT Software   |  |  |   |   |                |  |  |  |
| Capital Outlay - ICT Equipment  |  |  |   |   |                |  |  |  |
| Capital Outlay-Office Equipment   | 125,236.16   | 119,000.00   | 119,000.00  | 6,236.16  |                |  |  |  |
| Total Capital Outlay  | 125,236.16   | 119,000.00   | 119,000.00  | 6,236.16  |                |  |  |  |
| GRAND TOTAL   |  |  |   |   |                |  |  |  |
|   | 6,914,431.90   | 220,405.32   | 6,839,159.51  | 75,272.39   |                |  |  |  |
| Prepared by:  |  |  |   |   |                |  |  |  |
| Recommending Approval:  |  |  |   |   |                |  |  |  |
| <br>RAQUEL S. BUNAG<br>Budget Officer<br>Date: | <br>STEPHEN P. TANCHULING<br>OIC-Director, FAD<br>Date: | <br>RHODERICK M. PARAYNO<br>Commissioner-in-Charge, FAD<br>Date: | <br>JOHN A. AGBAYANI<br>Chairperson<br>Date: |   |                |  |  |  |



**STATUS OF ALLOTMENTS, OBLIGATIONS, AND BALANCES**  
As of November 30, 2022

Department : Department of Justice  
Agency/OU : Presidential Commission on Good Government  
Fund : 151

| P/A/P / ALLOTMENT CLASS / OBJECTIVE OF EXPENDITURE<br>(1) | Allotment Received<br>(2) | Obligations Incurred |               | Unobligated Balance of<br>(5)=(2)-(4) | Remarks<br>(6) |
|---|---------------------------|----------------------|---------------|---------------------------------------|----------------|
|   |                           | This Report          | To Date       |                                       |                |
|   |                           | (3)                  | (4)           |                                       |                |
| CURRENT YEAR BUDGET                                       |                           |                      |               |                                       |                |
| Maintenance and Other Operating Expenses                  |                           |                      |               |                                       |                |
| Travelling Expenses                                       |                           |                      |               |                                       |                |
| Local   | 732,828.52                | -                    | 732,828.52    |                                       |                |
| Foreign   | 767,171.48                | -                    | -             | 767,171.48                            |                |
| Training & Seminar  | -                         | -                    | -             | -                                     |                |
| Supplies & Materials                                      | -                         | -                    | -             | -                                     |                |
| Utility Expenses  | -                         | -                    | -             | -                                     |                |
| Communication Expenses                                    | -                         | -                    | -             | -                                     |                |
| Survey Expenses   | -                         | -                    | -             | -                                     |                |
| Extraordinary & Miscellaneous Expenses                    | -                         | -                    | -             | -                                     |                |
| Professional Services                                     |                           |                      |               |                                       |                |
| Legal Services  | 14,300,000.00             | 308,000.00           | 5,081,681.81  | 9,218,318.19                          |                |
| Local   | 7,000,000.00              | 308,000.00           | 5,081,681.81  | 1,918,318.19                          |                |
| Foreign   | 7,300,000.00              | -                    | -             | 7,300,000.00                          |                |
| Consultancy Services                                      | 100,000.00                | -                    | 13,000.00     | 87,000.00                             |                |
| Other Professional Services                               | 6,000,000.00              | 926,654.48           | 3,611,787.69  | 2,388,212.31                          |                |
| General Services  | 1,100,000.00              | 79,170.75            | 751,076.41    | 348,923.59                            |                |
| Rent/Lease  | -                         | -                    | -             | -                                     |                |
| Water, Light & Power                                      | -                         | -                    | -             | -                                     |                |
| Repairs & Maintenance                                     | -                         | -                    | -             | -                                     |                |
| Taxes, Ins., Fidelity Bond Prem./Other Fee                | -                         | -                    | -             | -                                     |                |
| Other Maintenance & Operating Expenses                    | -                         | -                    | -             | -                                     |                |
| Sub-total   | 23,000,000.00             | 1,313,825.23         | 10,190,374.43 | 12,809,625.57                         |                |
| Capital Outlay  |                           |                      |               |                                       |                |
| Furniture and Fixtures, Equipment                         |                           |                      |               |                                       |                |
| Office Equipment  |                           |                      |               |                                       |                |
| Information and Technology                                |                           |                      |               |                                       |                |
| Sub-total   | -                         | -                    | -             | -                                     |                |
| GRAND TOTAL   | 23,000,000.00             | 1,313,825.23         | 10,190,374.43 | 12,809,625.57                         |                |

Prepared by:

  
RAQUEL S. BUÑAG


Budget Officer  
Date:

Recommending Approval:

  
STEPHEN P. TANCHULING

OIC-Director, FAD  
Date:

Approved by:

  
JOHN A. AGBAYANI

Chairperson  
Date:



**STATUS OF ALLOTMENTS, OBLIGATIONS, AND BALANCES**  
As of December 31, 2022

BAR NO. 4

Department : Department of Justice

Agency : Presidential Commission on Good Government

Fund : 101

| P/A/P / ALLOTMENT CLASS / OBJECT OF EXPENDITURE<br>(1) | Allotment Received<br>(2) | Obligations Incurred |                | Unobligated<br>Balance of<br>(5)=(2)-(4)<br>(5) | Remarks<br>(6) |
|--|---------------------------|----------------------|----------------|---|----------------|
|  |                           | This Report          | To Date        |   |                |
|  |                           | (3)                  | (4)            |   |                |
| CURRENT YEAR BUDGET                                    |                           |                      |                |   |                |
| Personal Services                                      |                           |                      |                |   |                |
| Salaries (Itemized Positions)                          | 59,336,222.48             | 5,080,556.43         | 59,336,222.48  | -   |                |
| Salaries & Wages (Casual & Contractual)                | 26,718,627.72             | 2,936,682.87         | 26,504,062.59  | -   |                |
| PERA   | 2,093,393.33              | 180,393.28           | 2,093,393.33   | 214,565.13                                      |                |
| Representation Allowance                               | 1,711,500.00              | 153,250.00           | 1,711,500.00   | -   |                |
| Transportation Allowance                               | 1,152,250.00              | 85,250.00            | 1,152,250.00   | -   |                |
| Mid Year Bonus   | 4,850,647.00              | -                    | 4,850,584.00   | 63.00   |                |
| Year End Bonus   | 5,089,560.80              | 104,415.00           | 5,089,560.80   | -   |                |
| Cash Gift  | 457,000.00                | 10,000.00            | 457,000.00     | -   |                |
| Clothing   | 528,000.00                | -                    | 528,000.00     | -   |                |
| Productivity Enhancement Incentive                     | 447,500.00                | 447,500.00           | 447,500.00     | -   |                |
| Honorarium   | 340,000.00                | 340,000.00           | 340,000.00     | -   |                |
| Terminal Leave   | 2,402,322.42              | -                    | 2,402,322.42   | -   |                |
| Other Personnel Benefits-Step Increment                | 143,000.00                | 140,826.63           | 143,000.00     | -   |                |
| Other Personnel Benefits-Loyalty                       | 25,000.00                 | 5,000.00             | 25,000.00      | -   |                |
| *Other Personnel Benefits-S.R.I                        | 2,812,000.00              | 2,812,000.00         | 2,812,000.00   | -   |                |
| *C.N.A   | 3,475,000.00              | 3,475,000.00         | 3,475,000.00   | -   |                |
| *Monetization  | 2,070,545.34              | 2,070,545.34         | 2,070,545.34   | -   |                |
| RLIP   | 6,866,000.00              | 578,620.92           | 6,520,325.14   | 345,674.86                                      |                |
| Pag-ibig   | 105,457.95                | 9,019.35             | 105,457.95     | -   |                |
| Philhealth   | 986,140.30                | 55,206.74            | 986,140.30     | -   |                |
| ECIP   | 101,900.00                | 8,900.00             | 101,900.00     | -   |                |
| Total PS   | 121,712,067.34            | 18,493,166.56        | 121,151,764.35 | 560,302.99                                      |                |
| Maintenance and Other Operating Expenses               |                           |                      |                |   |                |
| Travelling Expenses-Local                              | 918,370.64                | (14,241.39)          | 903,551.25     | 14,819.39                                       |                |
| Travelling Expenses-Foreign                            | 429,175.03                | -                    | -              | 429,175.03                                      |                |
| Communication Exp-Postage & Deliveries                 | 68,897.65                 | 4,622.00             | 44,802.50      | 24,095.15                                       |                |
| Communication Exp-Telephone Landline                   | 617,909.06                | 109,431.62           | 413,433.76     | 204,475.30                                      |                |
| Communication Exp-Telephone Mobile                     | 675,304.66                | 199,099.91           | 578,683.65     | 96,621.01                                       |                |
| Communication Exp-Cable, Satellite, etc.               | 52,339.78                 | 2,610.00             | 20,209.78      | 32,130.00                                       |                |
| Communication Exp-Internet Subscription                | 311,517.22                | 21,887.00            | 215,568.22     | 95,949.00                                       |                |
| Repairs & Maint.-Buildings & Structures                | 1,199,732.63              | 209,597.80           | 515,594.82     | 684,137.81                                      |                |
| Repairs & Maint.-Office Equipment                      | 389,569.75                | -                    | 13,485.75      | 376,084.00                                      |                |
| Repairs & Maint.-Motor Vehicles                        | 1,046,243.90              | 76,000.75            | 719,114.40     | 327,129.50                                      |                |
| Office Supplies & Materials                            | 2,990,651.04              | 204,712.91           | 2,990,651.04   | -   |                |
| Fuel, Oil and Lubricants Expenses                      | 2,512,932.50              | 235,492.99           | 2,211,135.07   | 301,797.43                                      |                |
| ICT Office Supplies                                    | 24,589.00                 | -                    | 24,589.00      | -   |                |
| Semi-Expendable-Office Equipment                       | 793,579.80                | 542,206.00           | 793,579.80     | -   |                |
| Semi-Expendable-Furniture & Fixtures                   | 105,590.97                | -                    | 105,590.97     | -   |                |
| Semi-Expendable-ICT Equipment                          | 627,085.00                | 511,494.00           | 627,085.00     | -   |                |
| Semi-Expendable-Printing Equipment                     | 22,840.00                 | -                    | 22,840.00      | -   |                |
| Utility Expenses-Water                                 | 546,281.11                | 33,620.18            | 347,671.74     | 198,609.37                                      |                |
| Utility Expenses-Electricity                           | 3,821,641.15              | 336,332.59           | 3,821,641.15   | -   |                |
| Training & Scholarship                                 | 1,455,540.99              | (63,655.83)          | 1,263,969.23   | 191,571.76                                      |                |
| Extraordinary & Miscellaneous Expenses                 | 3,162,407.16              | (76,950.08)          | 3,162,407.16   | -   |                |
| Taxes, Duties and Fees                                 | 78,000.00                 | 4,744.06             | 71,574.28      | 6,425.72  |                |
| Fidelity Bond Premiums                                 | 320,438.75                | 8,212.50             | 270,438.75     | 50,000.00                                       |                |
| Insurance Expenses                                     | 349,459.32                | 136,939.91           | 299,459.32     | 50,000.00                                       |                |
| Rent/Lease Expenses                                    | 451,461.39                | 59,910.71            | 343,473.42     | 107,987.97                                      |                |
| Legal Services   | 1,242,317.56              | 500.00               | 22,385.29      | 1,219,932.27                                    |                |
| Consultancy Services                                   | 2,000,000.00              | 160,000.00           | 1,400,000.00   | 600,000.00                                      |                |
| Other Professional Services                            | 8,473,548.31              | 1,369,948.52         | 8,168,978.38   | 304,569.93                                      |                |
| General Services-Security                              | 4,055,949.11              | 733,381.26           | 4,055,949.11   | -   |                |
| General Services-Janitorial                            | 4,260,000.00              | 737,594.37           | 3,802,179.52   | 457,820.48                                      |                |
| Advertising Expenses                                   | 239,000.00                | -                    | -              | 239,000.00                                      |                |
| Printing & Publication Expenses                        | 24,000.00                 | -                    | -              | 24,000.00                                       |                |
| Representation Expenses                                | 2,116,903.45              | 279,105.40           | 2,099,879.97   | 17,023.48                                       |                |
| Transportation Services                                | 58,000.00                 | 1,425.00             | 26,758.00      | 31,242.00                                       |                |
| Subscription Expenses                                  | 131,667.24                | 10,790.00            | 82,457.24      | 49,210.00                                       |                |
| ICT Software Subscription Expenses                     | -                         | -                    | -              | -   |                |
| Other MOOE   | 452,055.83                | 54,061.81            | 298,150.09     | 153,905.74                                      |                |
| Sub-total MOOE   | 46,025,000.00             | 5,888,873.99         | 39,737,287.66  | 6,287,712.34                                    |                |
| Sub-Total MOOE - Continuing                            | 6,789,195.74              | 60,000.00            | 6,780,159.51   | 9,036.23  |                |
| Total MOOE   | 52,814,195.74             | 5,948,873.99         | 46,517,447.17  | 6,296,748.57                                    |                |







STATUS OF ALLOTMENTS, OBLIGATIONS, AND BALANCES  
As of December 31, 2022

BAR NO. 4

Department : Department of Justice  
Agency : Presidential Commission on Good Government  
Fund : 101

Page 1

| P/A/P / ALLOTMENT CLASS / OBJECT OF EXPENDITURE<br>( 1 )                           | Allotment Received<br>( 2 ) | Obligations Incurred   |                | Unobligated Balance of<br>(5)=(2)-(4)  | Remarks<br>( 6 ) |
|--|-----------------------------|--|----------------|--|------------------|
|  |                             | This Report  | To Date        |  |                  |
|  |                             | ( 3 )  | ( 4 )          |  |                  |
| CURRENT YEAR BUDGET  |                             |  |                |  |                  |
| Capital Outlay   |                             |  |                |  |                  |
| ICT Software   | 162,000.00                  | -  | 136,552.26     | 25,447.74  |                  |
| ICT Equipment  | 910,000.00                  | 358,763.84   | 960,208.84     | (50,208.84)  |                  |
| Motor Vehicles   | 4,350,000.00                | -  | 3,966,600.00   | 383,400.00   |                  |
| Sub-total CO   | 5,422,000.00                | 358,763.84   | 5,063,361.10   | 358,638.90   |                  |
| Sub-total CO - Continuing  | 125,236.16                  | 119,000.00   | 119,000.00     | 6,236.16   |                  |
| Total CO   | 5,547,236.16                | 477,763.84   | 5,182,361.10   | 364,875.06   |                  |
| GRAND TOTAL  | 180,073,499.24              | 24,919,804.39  | 172,851,572.62 | 7,221,926.62   |                  |
| Prepared by:   |                             |  |                |  |                  |
|  |                             | Recommending Approval:   |                | Approved by:   |                  |
| RAQUEL S. BUÑAG  |                             |  |                |   |                  |
| Budget Officer   |                             | STEPHEN P. TANCHULING  |                | RHODERICK M. PARAYNO   |                  |
| Date:  |                             | OIC-Director, PAD  |                | Commissioner-in-Charge, PAD  |                  |
|  |                             | Date:  |                | Date:  |                  |
|  |                             |  |                |  |                  |
|  |                             |  |                | JOHN A. AGBAYANI   |                  |
|  |                             |  |                | Chairperson  |                  |
|  |                             |  |                | Date:  |                  |



**STATUS OF ALLOTMENTS, OBLIGATIONS, AND BALANCES**  
As of December 31, 2022

BAR NO. 4

Department : Department of Justice  
Agency : Presidential Commission on Good Government  
Fund : 101

| P/A/P / ALLOTMENT CLASS / OBJECTIVE<br>OF EXPENDITURE<br>( 1 ) | Allotment<br>Received<br>( 2 ) | Obligations Incurred |                | Unobligated<br>Balance of<br>Allotment<br>(5)=(2)-(4) | Remarks<br>( 6 ) |
|--|--------------------------------|----------------------|----------------|---|------------------|
|  |                                | This Report          | To Date        |   |                  |
|  |                                | ( 3 )                | ( 4 )          |   |                  |
| CURRENT YEAR BUDGET  |                                |                      |                |   |                  |
| A.1.a GAS  |                                |                      |                |   |                  |
| Personal Services  |                                |                      |                |   |                  |
| Salaries (Itemized Positions)                                  | 44,981,598.97                  | 3,948,290.29         | 44,981,598.97  | -   |                  |
| Salaries & Wages (Casual & Contractual)                        | 5,229,712.72                   | 1,772,715.77         | 5,015,147.59   | 214,565.13  | *                |
| PERA   | 1,627,393.33                   | 142,393.28           | 1,627,393.33   | -   |                  |
| Representation Allowance                                       | 1,218,000.00                   | 116,250.00           | 1,218,000.00   | -   |                  |
| Transportation Allowance                                       | 739,750.00                     | 66,250.00            | 739,750.00     | -   |                  |
| Mid Year Bonus   | 3,643,047.00                   | -                    | 3,643,047.00   | -   |                  |
| Year End Bonus & Cash Gift                                     | 3,930,973.80                   | 104,415.00           | 3,930,973.80   | -   |                  |
| Cash Gift  | 362,000.00                     | 10,000.00            | 362,000.00     | -   |                  |
| Clothing   | 402,000.00                     | -                    | 402,000.00     | -   |                  |
| Productivity Enhancement Incentive                             | 351,500.00                     | 351,500.00           | 351,500.00     | -   |                  |
| Honoraria  | 340,000.00                     | 340,000.00           | 340,000.00     | -   |                  |
| Terminal Leave   | 2,402,322.42                   | -                    | 2,402,322.42   | -   |                  |
| Other Personnel Benefits-Step Increment                        | 109,000.00                     | 107,890.22           | 109,000.00     | -   |                  |
| Other Personnel Benefits- Loyalty                              | 20,000.00                      | -                    | 20,000.00      | -   |                  |
| Other Personnel Benefits-Monetization                          | 887,882.68                     | 887,882.68           | 887,882.68     | -   |                  |
| Other Personnel Benefits-SRI                                   | 2,812,000.00                   | 2,812,000.00         | 2,812,000.00   | -   |                  |
| CAN  | 1,450,000.00                   | 1,450,000.00         | 1,450,000.00   | -   |                  |
| RLIP   | 5,229,000.00                   | 1,074,181.57         | 4,883,325.14   | 345,674.86  |                  |
| Pag-ibig   | 72,085.37                      | 6,019.35             | 72,085.37      | -   |                  |
| Philhealth   | 649,267.60                     | 34,931.22            | 649,267.60     | -   |                  |
| ECIP   | 69,400.00                      | 5,800.00             | 69,400.00      | -   |                  |
| Sub-total PS   | 76,526,933.89                  | 13,230,519.38        | 75,966,693.90  | 560,239.99  |                  |
| Maintenance and Other Operating Expenses                       |                                |                      |                |   |                  |
| Travelling Expense-Local                                       | 18,679.00                      | 578.00               | 18,679.00      | -   |                  |
| Travelling Expenses-Foreign                                    | -                              | -                    | -              | -   |                  |
| Communication Exp-Postage & Deliveries                         | 12,897.65                      | 2,624.00             | 12,897.65      | -   |                  |
| Communication Exp-Tel.Landline                                 | 342,909.06                     | 94,134.13            | 342,909.06     | -   |                  |
| Communication Exp-Tel. Mobile                                  | 400,304.66                     | 122,719.91           | 400,304.66     | -   |                  |
| Communication Exp-Cable, Satellite, etc.                       | 19,339.78                      | 2,610.00             | 19,339.78      | -   |                  |
| Communication Exp-Internet Subscription                        | 141,517.22                     | -                    | 141,517.22     | -   |                  |
| Repairs & Maint.-Buildings & Structures                        | 325,917.92                     | 208,988.60           | 325,917.92     | -   |                  |
| Repairs & Maint.-Office Equipment                              | 13,185.75                      | -                    | 13,185.75      | -   |                  |
| Repairs & Maint.-Motor Vehicles                                | 281,243.90                     | 24,415.75            | 281,243.90     | -   |                  |
| Supplies & Materials   | 1,776,056.91                   | (15,957.45)          | 1,776,056.91   | -   |                  |
| Fuel, Oil and Lubricants Expenses                              | 1,647,526.63                   | 186,365.88           | 1,647,526.63   | -   |                  |
| ICT Office Supplies  | 24,589.00                      | -                    | 24,589.00      | -   |                  |
| Semi-Expendable-Office Equipment                               | 785,963.80                     | 542,206.00           | 785,963.80     | -   |                  |
| Semi-Expendable-Furniture & Fixtures                           | 105,590.97                     | -                    | 105,590.97     | -   |                  |
| Semi-Expendable-ICT Equipment                                  | 627,085.00                     | 511,494.00           | 627,085.00     | -   |                  |
| Semi-Expendable-Printing Equipment                             | 22,840.00                      | -                    | 22,840.00      | -   |                  |
| Utility Expenses-Water   | 164,351.93                     | 18,422.89            | 164,351.93     | -   |                  |
| Utility Expenses-Electricity                                   | 1,041,407.83                   | 104,422.58           | 1,041,407.83   | -   |                  |
| Training & Scholarship   | 1,015,540.99                   | (63,655.83)          | 1,014,687.23   | 853.76  |                  |
| Extraordinary & Miscellaneous Expenses                         | 2,588,612.16                   | (104,045.08)         | 2,588,612.16   | -   |                  |
| Taxes, Duties & Fees   | 50,000.00                      | 4,744.06             | 48,608.42      | 1,391.58  |                  |
| Fidelity Bond Premiums   | 270,438.75                     | 8,212.50             | 270,438.75     | -   |                  |
| Insurance Expense  | 299,459.32                     | 136,939.91           | 299,459.32     | -   |                  |
| Rent/Lease Expenses  | 101,461.39                     | 12,864.84            | 101,461.39     | -   |                  |
| Professional Services  | 1,551,548.31                   | 82,191.95            | 1,551,548.31   | -   |                  |
| Legal Services   | 9,832.29                       | 500.00               | 9,832.29       | -   |                  |
| Security Services  | 4,055,949.11                   | 733,381.26           | 4,055,949.11   | -   |                  |
| Advertising Expenses   | -                              | -                    | -              | -   |                  |
| Printing & Publication Expenses                                | -                              | -                    | -              | -   |                  |
| Representation Expenses  | 1,579,467.88                   | 165,712.77           | 1,579,467.88   | -   |                  |
| Subscription Expenses  | 71,667.24                      | -                    | 71,667.24      | -   |                  |
| ICT Software Subscription Expenses                             | -                              | -                    | -              | -   |                  |
| Other MOOE   | 65,615.55                      | (7,500.00)           | 65,310.00      | 305.55  |                  |
| Sub-total MOOE   | 19,411,000.00                  | 2,772,370.67         | 19,408,449.11  | 2,550.89  |                  |
| Capital Outlay   |                                |                      |                |   |                  |
| ICT Software   | 136,552.26                     | -                    | 136,552.26     | -   |                  |
| ICT Equipment  | 960,208.84                     | 358,763.84           | 960,208.84     | -   |                  |
| Motor Vehicle  | 4,325,238.90                   | -                    | 3,966,600.00   | 358,638.90  |                  |
| Sub-total CO   | 5,422,000.00                   | 358,763.84           | 5,063,361.10   | 358,638.90  |                  |
| TOTAL GAS  | 101,359,933.89                 | 16,361,653.89        | 100,438,504.11 | 921,429.78  |                  |



**STATUS OF ALLOTMENTS, OBLIGATIONS, AND BALANCES**  
As of December 31, 2022

BAR NO. 4

Department : Department of Justice  
Agency : Presidential Commission on Good Government  
Fund : 101

Page 1

| P/A/P / ALLOTMENT CLASS / OBJECTIVE<br>OF EXPENDITURE<br>( 1 ) | Allotment<br>Received<br>( 2 ) | Obligations Incurred |                       | Unobligated<br>Balance of<br>(5)=(2)-(4) | Remarks<br>( 6 ) |
|--|--------------------------------|----------------------|-----------------------|--|------------------|
|  |                                | This Report<br>( 3 ) | To Date<br>( 4 )      |  |                  |
| <b>A.3.a OPERATIONS</b>  |                                |                      |                       |  |                  |
| <b>Personal Services</b>                                       |                                |                      |                       |  |                  |
| Salaries (Itemized Positions)                                  | 14,354,623.51                  | 1,132,266.14         | 14,354,623.51         | -  |                  |
| Salaries & Wages (Casual & Contractual)                        | 21,488,915.00                  | 1,163,967.10         | 21,488,915.00         | -  | *                |
| PERA   | 466,000.00                     | 38,000.00            | 466,000.00            | -  |                  |
| Representation Allowance                                       | 493,500.00                     | 37,000.00            | 493,500.00            | -  | *                |
| Transportation Allowance                                       | 412,500.00                     | 19,000.00            | 412,500.00            | -  | *                |
| Mid Year Bonus   | 1,207,600.00                   | -                    | 1,207,537.00          | 63.00                                    |                  |
| Year End Bonus & Cash Gift                                     | 1,158,587.00                   | -                    | 1,158,587.00          | -  |                  |
| Cash Gift  | 95,000.00                      | -                    | 95,000.00             | -  |                  |
| Clothing   | 126,000.00                     | -                    | 126,000.00            | -  |                  |
| Productivity Enhancement Incentive                             | 96,000.00                      | 96,000.00            | 96,000.00             | -  |                  |
| Other Personnel Benefits-Step Increment                        | 34,000.00                      | 32,936.41            | 34,000.00             | -  |                  |
| Other Personnel Benefits- Loyalty                              | 5,000.00                       | 5,000.00             | 5,000.00              | -  |                  |
| Other Personnel Benefits-Monetization                          | 1,182,662.66                   | 1,182,662.66         | 1,182,662.66          | -  |                  |
| Other Personnel Benefits-SRI                                   | -                              | -                    | -                     | -  |                  |
| CAN  | 2,025,000.00                   | 2,025,000.00         | 2,025,000.00          | -  |                  |
| RLIP   | 1,637,000.00                   | (495,560.65)         | 1,637,000.00          | -  |                  |
| Pag-ibig   | 33,372.58                      | 3,000.00             | 33,372.58             | -  |                  |
| Philhealth   | 336,872.70                     | 20,275.52            | 336,872.70            | -  |                  |
| ECIP   | 32,500.00                      | 3,100.00             | 32,500.00             | -  |                  |
| <b>Sub-total PS</b>  | <b>45,185,133.45</b>           | <b>5,262,647.18</b>  | <b>45,185,070.45</b>  | <b>63.00</b>                             |                  |
| <b>Maintenance and Other Operating Expenses</b>                |                                |                      |                       |  |                  |
| Travelling Expenses-Local                                      | 899,691.64                     | (14,819.39)          | 884,872.25            | 14,819.39                                |                  |
| Travelling Expenses-Foreign                                    | 429,175.03                     | -                    | -                     | 429,175.03                               |                  |
| Communication Exp-Postage & Deliveries                         | 56,000.00                      | 1,998.00             | 31,904.85             | 24,095.15                                |                  |
| Communication Exp-Tel.Landline                                 | 275,000.00                     | 15,297.49            | 70,524.70             | 204,475.30                               |                  |
| Communication Exp-Tel. Mobile                                  | 275,000.00                     | 76,380.00            | 178,378.99            | 96,621.01                                |                  |
| Communication Exp-Cable, Satellite, etc.                       | 33,000.00                      | -                    | 870.00                | 32,130.00                                |                  |
| Communication Exp-Internet Subscription                        | 170,000.00                     | 21,887.00            | 74,051.00             | 95,949.00                                |                  |
| Repairs & Maint.-Buildings & Structures                        | 873,814.71                     | 609.20               | 189,676.90            | 684,137.81                               |                  |
| Repairs & Maint.-Office Equipment                              | 376,384.00                     | -                    | 300.00                | 376,084.00                               |                  |
| Repairs & Maint.-Motor Vehicles                                | 765,000.00                     | 51,585.00            | 437,870.50            | 327,129.50                               |                  |
| Supplies & Materials   | 1,214,594.13                   | 220,670.36           | 1,214,594.13          | -  |                  |
| Semi-Expendable - Office Equipment                             | 7,616.00                       | -                    | 7,616.00              | -  |                  |
| Fuel, Oil and Lubricants Expenses                              | 865,405.87                     | 49,127.11            | 563,608.44            | 301,797.43                               |                  |
| Utility Expenses-Water   | 381,929.18                     | 15,197.29            | 183,319.81            | 198,609.37                               |                  |
| Utility Expenses-Electricity                                   | 2,780,233.32                   | 231,910.01           | 2,780,233.32          | -  |                  |
| Training & Scholarship   | 440,000.00                     | -                    | 249,282.00            | 190,718.00                               |                  |
| Extraordinary & Miscellaneous Expenses                         | 573,795.00                     | 27,095.00            | 573,795.00            | -  |                  |
| Taxes, Duties & Fees   | 28,000.00                      | -                    | 22,965.86             | 5,034.14                                 |                  |
| Fidelity Bond Premiums   | 50,000.00                      | -                    | -                     | 50,000.00                                |                  |
| Insurance Expense  | 50,000.00                      | -                    | -                     | 50,000.00                                |                  |
| Rent/Lease Expenses  | 350,000.00                     | 47,045.87            | 242,012.03            | 107,987.97                               |                  |
| Legal Services   | 1,232,485.27                   | -                    | 12,553.00             | 1,219,932.27                             |                  |
| Consultancy Services   | 2,000,000.00                   | 160,000.00           | 1,400,000.00          | 600,000.00                               |                  |
| Other Professional Services                                    | 6,922,000.00                   | 1,287,756.57         | 6,617,430.07          | 304,569.93                               |                  |
| Janitorial Services  | 4,260,000.00                   | 737,594.37           | 3,802,179.52          | 457,820.48                               |                  |
| Advertising Expenses   | 239,000.00                     | -                    | -                     | 239,000.00                               |                  |
| Printing & Publication Expenses                                | 24,000.00                      | -                    | -                     | 24,000.00                                |                  |
| Representation Expenses  | 537,435.57                     | 113,392.63           | 520,412.09            | 17,023.48                                |                  |
| Transportation Services  | 58,000.00                      | 1,425.00             | 26,758.00             | 31,242.00                                |                  |
| Subscription Expenses  | 60,000.00                      | 10,790.00            | 10,790.00             | 49,210.00                                |                  |
| Other MOOE   | 386,440.28                     | 61,561.81            | 232,840.09            | 153,600.19                               |                  |
| <b>Sub-total MOOE</b>  | <b>26,614,000.00</b>           | <b>3,116,503.32</b>  | <b>20,328,838.55</b>  | <b>6,285,161.45</b>                      |                  |
| <b>Capital Outlay</b>  |                                |                      |                       |  |                  |
| Sub-total  | -                              | -                    | -                     | -  |                  |
| <b>TOTAL OPERATIONS</b>  | <b>71,799,133.45</b>           | <b>8,379,150.50</b>  | <b>65,513,909.00</b>  | <b>6,285,224.45</b>                      |                  |
| <b>GRAND TOTAL</b>   | <b>173,159,067.34</b>          | <b>24,740,804.39</b> | <b>165,952,413.11</b> | <b>7,206,654.23</b>                      |                  |

Prepared by:

**RAQUEL S. BUÑAG**

Budget Officer

Date:

Recommending Approval:

**STEPHEN P. TANCHULING**

OIC-Director, FAD

Date:

**RHODERICK M. PARAYNO**

Commissioner-in-Charge, FAD

Date:

Approved by:

**JOHN L. AGBAYANI**

Chairperson

Date:



**STATUS OF ALLOTMENTS, OBLIGATIONS, AND BALANCES**  
As of December 31, 2022

BAR NO. 4

Department: Department of Justice

Agency/OU: Presidential Commission on Good Government

Fund: 101





| P/A/P / ALLOTMENT CLASS / OBJECTIVE<br>OF EXPENDITURE<br>(1) | Allotment<br>Received<br>(2) | Obligations Incurred |              | Unobligated<br>Balance of<br>Allotment<br>(5)=(2)-(4) | Remarks<br>(6) |
|--|------------------------------|----------------------|--------------|---|----------------|
|  |                              | This Report          | To Date      |   |                |
|  |                              | (3)                  | (4)          |   |                |
| CONTINUING APPROPRIATION-2022 MOOE                           |                              |                      |              |   |                |
| A.1.a GAS  |                              |                      |              |   |                |
| Travelling Expense-Local                                     | 205,787.67                   | -                    | 205,787.67   | -   |                |
| Travelling Expenses-Foreign                                  | 62,000.00                    | -                    | 62,000.00    | -   |                |
| Communication Exp-Postage                                    | -                            | -                    | -            | -   |                |
| Communication Exp-Tel. Mobile                                | 286,364.62                   | -                    | 286,364.62   | -   |                |
| Communication Exp-Tel.Landline                               | 211,533.32                   | -                    | 211,533.32   | -   |                |
| Communication Exp-Internet Expenses                          | 48,078.70                    | -                    | 48,078.70    | -   |                |
| Communication Exp-Cable, Satellite, etc.                     | -                            | -                    | -            | -   |                |
| Repairs & Maint.-Buildings & Structures                      | 101,904.83                   | -                    | 101,904.83   | -   |                |
| Repairs & Maint.-Office Equipment                            | 11,090.00                    | -                    | 11,090.00    | -   |                |
| Repairs & Maint.-Motor Vehicles                              | 613.00                       | -                    | 613.00       | -   |                |
| Supplies & Materials   | -                            | -                    | -            | -   |                |
| Fuel, Oil and Lubricants Expenses                            | 84,304.24                    | -                    | 84,304.24    | -   |                |
| ICT Office Supplies  | 93,000.00                    | -                    | 93,000.00    | -   |                |
| Semi-Expendable-ICT Equipment                                | 18,019.00                    | -                    | 18,019.00    | -   |                |
| Semi-Expendable-Printing/Office Equipment                    | 10,820.00                    | -                    | 10,820.00    | -   |                |
| Rent/Lease Expenses  | 242,786.64                   | -                    | 242,786.64   | -   |                |
| Utility Expenses-Water                                       | 87,654.81                    | -                    | 87,654.81    | -   |                |
| Utility Expenses-Electricity                                 | 288,768.62                   | -                    | 288,768.62   | -   |                |
| Training & Scholarship                                       | 317,329.77                   | -                    | 317,329.77   | -   |                |
| ICT Training Expenses  | 80,000.00                    | -                    | 80,000.00    | -   |                |
| Extraordinary & Miscellaneous Expenses                       | 411,099.94                   | -                    | 411,099.94   | -   |                |
| Taxes, Duties & Fees   | -                            | -                    | -            | -   |                |
| Fidelity Bond Premiums                                       | -                            | -                    | -            | -   |                |
| Insurance Expense  | 93,848.68                    | -                    | 93,848.68    | -   |                |
| Professional Services  | 1,468,702.55                 | -                    | 1,468,702.55 | -   |                |
| Consultancy Services   | 184,545.45                   | -                    | 184,545.45   | -   |                |
| Security Services  | 238,571.68                   | -                    | 238,571.68   | -   |                |
| Advertising Expenses   | -                            | -                    | -            | -   |                |
| Printing & Publication Expenses                              | 12,600.00                    | -                    | 12,600.00    | -   |                |
| Representation Expenses                                      | -                            | -                    | -            | -   |                |
| Subscription Expenses  | 6,230.37                     | -                    | 6,230.37     | -   |                |
| ICT Software Subscription Expenses                           | 355,564.72                   | 60,000.00            | 346,528.49   | 9,036.23  |                |
| Other MOOE   | -                            | -                    | -            | -   |                |
| Total GAS  | 4,921,218.61                 | 60,000.00            | 4,912,182.38 | 9,036.23  |                |
| A.3.a OPERATIONS   |                              |                      |              |   |                |
| Travelling Expenses-Local                                    | -                            | -                    | -            | -   |                |
| Travelling Expenses-Foreign                                  | 171,884.02                   | -                    | 171,884.02   | -   |                |
| Communication Exp-Postage                                    | -                            | -                    | -            | -   |                |
| Communication Exp-Tel. Mobile                                | 30,540.00                    | -                    | 30,540.00    | -   |                |
| Communication Exp-Tel.Landline                               | 7,234.40                     | -                    | 7,234.40     | -   |                |
| Communication Exp-Internet Expenses                          | -                            | -                    | -            | -   |                |
| Communication Exp-Cable, Satellite, etc.                     | 10,440.00                    | -                    | 10,440.00    | -   |                |
| Repairs & Maint.-Buildings & Structures                      | -                            | -                    | -            | -   |                |
| Repairs & Maint.-Office Equipment                            | -                            | -                    | -            | -   |                |
| Repairs & Maint.-Motor Vehicles                              | 63,593.65                    | -                    | 63,593.65    | -   |                |
| Supplies & Materials   | -                            | -                    | -            | -   |                |
| Fuel, Oil and Lubricants Expenses                            | 2,360.25                     | -                    | 2,360.25     | -   |                |
| Semi-Expendable-Furniture & Fixtures                         | 6,000.00                     | -                    | 6,000.00     | -   |                |
| Rent/Lease Expenses  | 116,892.32                   | -                    | 116,892.32   | -   |                |
| Utility Expenses-Water                                       | -                            | -                    | -            | -   |                |
| Utility Expenses-Electricity                                 | -                            | -                    | -            | -   |                |
| Training & Scholarship                                       | 247,345.17                   | -                    | 247,345.17   | -   |                |
| Extraordinary & Miscellaneous Expenses                       | 60,828.00                    | -                    | 60,828.00    | -   |                |
| Fidelity Bond Prem. & Other Fees                             | -                            | -                    | -            | -   |                |
| Professional Services-Legal                                  | -                            | -                    | -            | -   |                |
| Consultancy Services   | 210,000.00                   | -                    | 210,000.00   | -   |                |
| Other Professional Services                                  | 246,650.46                   | -                    | 246,650.46   | -   |                |
| Janitorial Services  | 383,239.68                   | -                    | 383,239.68   | -   |                |
| Advertising Expenses   | 150,111.36                   | -                    | 150,111.36   | -   |                |
| Printing & Publication Expenses                              | -                            | -                    | -            | -   |                |
| Representation Expenses                                      | -                            | -                    | -            | -   |                |
| Subscription Expenses  | 51,252.50                    | -                    | 51,252.50    | -   |                |
| Transportation & Delivery Expenses                           | 58,000.00                    | -                    | 58,000.00    | -   |                |
| Other MOOE   | 51,605.32                    | 51,605.32            | 51,605.32    | -   |                |
| Total Operations   | 1,867,977.13                 | 51,605.32            | 1,867,977.13 | -   |                |
| Total MOOE   | 6,789,195.74                 | 111,605.32           | 6,780,159.51 | 9,036.23  |                |



STATUS OF ALLOTMENTS, OBLIGATIONS, AND BALANCES  
As of December 31, 2022

BAR NO. 4

Department: Department of Justice  
Agency/OU: Presidential Commission on Good Government  
Fund: 101

| P/A/P / ALLOTMENT CLASS / OBJECTIVE<br>OF EXPENDITURE<br>( 1 )  | Allotment<br>Received<br>( 2 )   | Obligations Incurred   |  | Unobligated<br>Balance of<br>Allotment<br>(5)=(2)-(4) | Remarks<br>( 6 ) |
|---|--|--|--|---|------------------|
|   |  | This Report  | To Date  |   |                  |
|   |  | ( 3 )  | ( 4 )  |   |                  |
| CONTINUING APPROPRIATION-2022 CAPITAL OUTLAY  |  |  |  |   |                  |
| A.1.a GAS   |  |  |  |   |                  |
| Capital Outlay-ICT Software   | -  | -  | -  | -   |                  |
| Capital Outlay - ICT Equipment  | -  | -  | -  | -   |                  |
| Capital Outlay-Office Equipment   | 125,236.16   | 6,236.16   | 125,236.16   | -   |                  |
| Total Capital Outlay  | 125,236.16   | 6,236.16   | 125,236.16   | -   |                  |
| GRAND TOTAL   |  |  |  |   |                  |
|   | 6,914,431.90   | 117,841.48   | 6,905,395.67   | 9,036.23  |                  |
| Prepared by:  |  |  |  |   |                  |
| Recommending Approval:  |  |  |  |   |                  |
| <br>RAQUEL S. BUÑAG<br>Budget Officer<br>Date: | <br>STEPHEN P. TANCHULING<br>OIC-Director, FAD<br>Date: | <br>RHODERICK M. PARAYNO<br>Commissioner-in-Charge, FAD<br>Date: | <br>JOHN A. ALBAYANI<br>Chairperson<br>Date: |   |                  |




STATUS OF ALLOTMENTS, OBLIGATIONS, AND BALANCES  
As of December 31, 2022

Department : Department of Justice  
Agency/OU : Presidential Commission on Good Government  
Fund : 151

| P/A/P / ALLOTMENT CLASS / OBJECTIVE OF EXPENDITURE<br>( 1 ) | Allotment Received<br>( 2 ) | Obligations Incurred |               | Unobligated Balance of<br>(5)=(2)-(4) | Remarks<br>( 6 ) |
|---|-----------------------------|----------------------|---------------|---------------------------------------|------------------|
|   |                             | This Report          | To Date       |                                       |                  |
|   |                             | ( 3 )                | ( 4 )         |                                       |                  |
| CURRENT YEAR BUDGET   |                             |                      |               |                                       |                  |
| Maintenance and Other Operating Expenses                    |                             |                      |               |                                       |                  |
| Travelling Expenses   |                             |                      |               |                                       |                  |
| Local   | 732,828.52                  | (63,202.64)          | 669,625.88    | 63,202.64                             |                  |
| Foreign   | 767,171.48                  | -                    | -             | 767,171.48                            |                  |
| Training & Seminar  | -                           | -                    | -             |                                       |                  |
| Supplies & Materials  | -                           | -                    | -             |                                       |                  |
| Utility Expenses  | -                           | -                    | -             |                                       |                  |
| Communication Expenses                                      | -                           | -                    | -             |                                       |                  |
| Survey Expenses   | -                           | -                    | -             |                                       |                  |
| Extraordinary & Miscellaneous Expenses                      | -                           | -                    | -             |                                       |                  |
| Professional Services                                       |                             |                      |               |                                       |                  |
| Legal Services  | 14,300,000.00               | 1,767,500.00         | 6,849,181.81  | 7,450,818.19                          |                  |
| Local   | 7,000,000.00                | 1,767,500.00         | 6,849,181.81  | 150,818.19                            |                  |
| Foreign   | 7,300,000.00                | -                    | -             | 7,300,000.00                          |                  |
| Consultancy Services  | 100,000.00                  | -                    | 13,000.00     | 87,000.00                             |                  |
| Other Professional Services                                 | 6,000,000.00                | 459,119.09           | 4,070,906.78  | 1,929,093.22                          |                  |
| General Services  | 1,100,000.00                | 158,341.50           | 909,417.91    | 190,582.09                            |                  |
| Rent/Lease  | -                           | -                    | -             | -                                     |                  |
| Water, Light & Power  | -                           | -                    | -             | -                                     |                  |
| Repairs & Maintenance                                       | -                           | -                    | -             | -                                     |                  |
| Taxes, Ins., Fidelity Bond Prem./Other Fee                  | -                           | -                    | -             | -                                     |                  |
| Other Maintenance & Operating Expenses                      | -                           | -                    | -             | -                                     |                  |
| Sub-total   | 23,000,000.00               | 2,321,757.95         | 12,512,132.38 | 10,487,867.62                         |                  |
| Capital Outlay  |                             |                      |               |                                       |                  |
| Furniture and Fixtures, Equipment                           |                             |                      |               |                                       |                  |
| Office Equipment  |                             |                      |               |                                       |                  |
| Information and Technology                                  |                             |                      |               |                                       |                  |
| Sub-total   | -                           | -                    | -             | -                                     |                  |
| GRAND TOTAL   | 23,000,000.00               | 2,321,757.95         | 12,512,132.38 | 10,487,867.62                         |                  |

Prepared by:




RAQUEL S. BUÑAG

Budget Officer

Date:


Recommending Approval:



STEPHEN P. TANCHULING

OIC-Director, FAD

Date:




RHODERICK M. PARAYNO

Commissioner-in-Charge, FAD

Date:

Approved by:



JOHN A. AGBAYANI


Chairperson

Date:



**STATUS OF ALLOTMENTS, OBLIGATIONS, AND BALANCES**  
As of December 31, 2022 (FINAL)

Department : Department of Justice  
Agency : Presidential Commission on Good Government  
Fund : 101



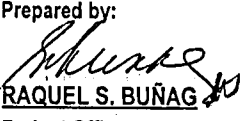

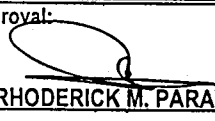

| PIA/P / ALLOTMENT CLASS / OBJECTIVE<br>OF EXPENDITURE<br>(1) | Allotment<br>Received<br>(2) | Obligations Incurred |                | Unobligated<br>Balance of<br>Allotment<br>(5)=(2)-(4) | Remarks<br>(6) |
|--|------------------------------|----------------------|----------------|---|----------------|
|  |                              | This Report<br>(3)   | To Date<br>(4) |   |                |
| CURRENT YEAR BUDGET  |                              |                      |                |   |                |
| A.1.a GAS  |                              |                      |                |   |                |
| Personal Services  |                              |                      |                |   |                |
| Salaries (Itemized Positions)                                | 44,981,598.97                | 3,948,290.29         | 44,981,598.97  | -   |                |
| Salaries & Wages (Casual & Contractual)                      | 5,087,714.86                 | 1,772,715.77         | 5,015,147.59   | 72,567.27 *   |                |
| PERA   | 1,627,393.33                 | 142,393.28           | 1,627,393.33   | -   |                |
| Representation Allowance                                     | 1,218,000.00                 | 116,250.00           | 1,218,000.00   | -   |                |
| Transportation Allowance                                     | 739,750.00                   | 66,250.00            | 739,750.00     | -   |                |
| Mid Year Bonus   | 3,643,047.00                 | -                    | 3,643,047.00   | -   |                |
| Year End Bonus & Cash Gift                                   | 3,930,973.80                 | 104,415.00           | 3,930,973.80   | -   |                |
| Cash Gift  | 362,000.00                   | 10,000.00            | 362,000.00     | -   |                |
| Clothing   | 402,000.00                   | -                    | 402,000.00     | -   |                |
| Productivity Enhancement Incentive                           | 351,500.00                   | 351,500.00           | 351,500.00     | -   |                |
| Honoraria  | 340,000.00                   | 340,000.00           | 340,000.00     | -   |                |
| Terminal Leave   | 2,402,322.42                 | -                    | 2,402,322.42   | -   |                |
| Other Personnel Benefits-Step Increment                      | 109,000.00                   | 107,890.22           | 109,000.00     | -   |                |
| Other Personnel Benefits- Loyalty                            | 20,000.00                    | -                    | 20,000.00      | -   |                |
| Other Personnel Benefits-Monetization                        | 887,882.68                   | 887,882.68           | 887,882.68     | -   |                |
| Other Personnel Benefits-SRI                                 | -                            | -                    | -              | -   |                |
| CNA  | 1,450,000.00                 | 1,450,000.00         | 1,450,000.00   | -   |                |
| RLIP   | 5,229,000.00                 | 1,074,181.57         | 4,883,325.14   | 345,674.86  |                |
| Pag-ibig   | 72,085.37                    | 6,019.35             | 72,085.37      | -   |                |
| Philhealth   | 649,267.60                   | 34,931.22            | 649,267.60     | -   |                |
| ECIP   | 69,400.00                    | 5,800.00             | 69,400.00      | -   |                |
| Sub-total PS   | 73,572,936.03                | 10,418,519.38        | 73,154,693.90  | 418,242.13  |                |
| Maintenance and Other Operating Expenses                     |                              |                      |                |   |                |
| Travelling Expense-Local                                     | 18,679.00                    | 578.00               | 18,679.00      | -   |                |
| Travelling Expenses-Foreign                                  | -                            | -                    | -              | -   |                |
| Communication Exp-Postage & Deliveries                       | 12,897.65                    | 2,624.00             | 12,897.65      | -   |                |
| Communication Exp-Tel.Landline                               | 342,909.06                   | 94,134.13            | 342,909.06     | -   |                |
| Communication Exp-Tel. Mobile                                | 400,304.66                   | 122,719.91           | 400,304.66     | -   |                |
| Communication Exp-Cable, Satellite, etc.                     | 19,339.78                    | 2,610.00             | 19,339.78      | -   |                |
| Communication Exp-Internet Subscription                      | 141,517.22                   | -                    | 141,517.22     | -   |                |
| Repairs & Maint.-Buildings & Structures                      | 325,917.92                   | 208,988.60           | 325,917.92     | -   |                |
| Repairs & Maint.-Office Equipment                            | 13,185.75                    | -                    | 13,185.75      | -   |                |
| Repairs & Maint.-Motor Vehicles                              | 281,243.90                   | 24,415.75            | 281,243.90     | -   |                |
| Supplies & Materials   | 1,776,056.91                 | (15,957.45)          | 1,776,056.91   | -   |                |
| Fuel, Oil and Lubricants Expenses                            | 1,647,526.63                 | 186,365.88           | 1,647,526.63   | -   |                |
| ICT Office Supplies  | 24,589.00                    | -                    | 24,589.00      | -   |                |
| Semi-Expendable-Office Equipment                             | 785,963.80                   | 542,206.00           | 785,963.80     | -   |                |
| Semi-Expendable-Furniture & Fixtures                         | 105,590.97                   | -                    | 105,590.97     | -   |                |
| Semi-Expendable-ICT Equipment                                | 627,085.00                   | 511,494.00           | 627,085.00     | -   |                |
| Semi-Expendable-Printing Equipment                           | 22,840.00                    | -                    | 22,840.00      | -   |                |
| Utility Expenses-Water                                       | 164,351.93                   | 18,422.89            | 164,351.93     | -   |                |
| Utility Expenses-Electricity                                 | 1,041,407.83                 | 104,422.58           | 1,041,407.83   | -   |                |
| Training & Scholarship                                       | 1,015,540.99                 | (63,655.83)          | 1,014,687.23   | 853.76  |                |
| Extraordinary & Miscellaneous Expenses                       | 2,588,612.16                 | (104,045.08)         | 2,588,612.16   | -   |                |
| Taxes, Duties & Fees   | 50,000.00                    | 4,744.06             | 48,608.42      | 1,391.58  |                |
| Fidelity Bond Premiums                                       | 270,438.75                   | 8,212.50             | 270,438.75     | -   |                |
| Insurance Expense  | 299,459.32                   | 136,939.91           | 299,459.32     | -   |                |
| Rent/Lease Expenses  | 101,461.39                   | 12,864.84            | 101,461.39     | -   |                |
| Professional Services  | 1,551,548.31                 | 82,191.95            | 1,551,548.31   | -   |                |
| Legal Services   | 9,832.29                     | 500.00               | 9,832.29       | -   |                |
| Security Services  | 4,055,949.11                 | 733,381.26           | 4,055,949.11   | -   |                |
| Advertising Expenses   | -                            | -                    | -              | -   |                |
| Printing & Publication Expenses                              | -                            | -                    | -              | -   |                |
| Representation Expenses                                      | 1,579,467.88                 | 165,712.77           | 1,579,467.88   | -   |                |
| Subscription Expenses  | 71,667.24                    | -                    | 71,667.24      | -   |                |
| ICT Software Subscription Expenses                           | -                            | -                    | -              | -   |                |
| Other MOOE   | 65,615.55                    | (7,500.00)           | 65,310.00      | 305.55  |                |
| Sub-total MOOE   | 19,411,000.00                | 2,772,370.67         | 19,408,449.11  | 2,550.89  |                |
| Capital Outlay   |                              |                      |                |   |                |
| ICT Software   | 136,552.26                   | -                    | 136,552.26     | -   |                |
| ICT Equipment  | 960,208.84                   | 358,763.84           | 960,208.84     | -   |                |
| Motor Vehicle  | 4,325,238.90                 | -                    | 3,966,600.00   | 358,638.90  |                |
| Sub-total CO   | 5,422,000.00                 | 358,763.84           | 5,063,361.10   | 358,638.90  |                |
| TOTAL GAS  | 98,405,936.03                | 13,549,653.89        | 97,626,504.11  | 779,431.92  |                |



STATUS OF ALLOTMENTS, OBLIGATIONS, AND BALANCES  
As of December 31, 2022 (FINAL)

Department : Department of Justice  
Agency : Presidential Commission on Good Government  
Fund : 101

Page 1

| P/A/P / ALLOTMENT CLASS / OBJECTIVE<br>OF EXPENDITURE<br>( 1 )   | Allotment<br>Received<br>( 2 ) | Obligations Incurred   |                  | Unobligated<br>Balance of<br>(5)=(2)-(4)   | Remarks<br>( 6 ) |
|--|--------------------------------|--|------------------|--|------------------|
|  |                                | This Report<br>( 3 )   | To Date<br>( 4 ) |  |                  |
| A.3.a OPERATIONS   |                                |  |                  |  |                  |
| Personal Services  |                                |  |                  |  |                  |
| Salaries (Itemized Positions)  | 14,354,623.51                  | 1,132,266.14   | 14,354,623.51    | -  |                  |
| Salaries & Wages (Casual & Contractual)  | 21,630,912.86                  | 1,163,967.10   | 21,488,915.00    | 141,997.86   | *                |
| PERA   | 466,000.00                     | 38,000.00  | 466,000.00       | -  |                  |
| Representation Allowance   | 493,500.00                     | 37,000.00  | 493,500.00       | -  | *                |
| Transportation Allowance   | 412,500.00                     | 19,000.00  | 412,500.00       | -  | *                |
| Mid Year Bonus   | 1,207,600.00                   | -  | 1,207,537.00     | 63.00  |                  |
| Year End Bonus & Cash Gift   | 1,158,587.00                   | -  | 1,158,587.00     | -  |                  |
| Cash Gift  | 95,000.00                      | -  | 95,000.00        | -  |                  |
| Clothing   | 126,000.00                     | -  | 126,000.00       | -  |                  |
| Productivity Enhancement Incentive   | 96,000.00                      | 96,000.00  | 96,000.00        | -  |                  |
| Other Personnel Benefits-Step Increment  | 34,000.00                      | 32,936.41  | 34,000.00        | -  |                  |
| Other Personnel Benefits- Loyalty  | 5,000.00                       | 5,000.00   | 5,000.00         | -  |                  |
| Other Personnel Benefits-Monetization  | 1,182,662.66                   | 1,182,662.66   | 1,182,662.66     | -  |                  |
| Other Personnel Benefits-SRI   | 2,812,000.00                   | 2,812,000.00   | 2,812,000.00     | -  |                  |
| CNA  | 2,025,000.00                   | 2,025,000.00   | 2,025,000.00     | -  |                  |
| RLIP   | 1,637,000.00                   | (495,560.65)   | 1,637,000.00     | -  |                  |
| Pag-ibig   | 33,372.58                      | 3,000.00   | 33,372.58        | -  |                  |
| Philhealth   | 336,872.70                     | 20,275.52  | 336,872.70       | -  |                  |
| ECIP   | 32,500.00                      | 3,100.00   | 32,500.00        | -  |                  |
| Sub-total PS   | 48,139,131.31                  | 8,074,647.18   | 47,997,070.45    | 142,060.86   |                  |
| Maintenance and Other Operating Expenses   |                                |  |                  |  |                  |
| Travelling Expenses-Local  | 899,691.64                     | (14,819.39)  | 884,872.25       | 14,819.39  |                  |
| Travelling Expenses-Foreign  | 429,175.03                     | -  | -                | 429,175.03   |                  |
| Communication Exp-Postage & Deliveries   | 56,000.00                      | 1,998.00   | 31,904.85        | 24,095.15  |                  |
| Communication Exp-Tel.Landline   | 275,000.00                     | 15,297.49  | 70,524.70        | 204,475.30   |                  |
| Communication Exp-Tel. Mobile  | 275,000.00                     | 76,380.00  | 178,378.99       | 96,621.01  |                  |
| Communication Exp-Cable, Satellite, etc.   | 33,000.00                      | -  | 870.00           | 32,130.00  |                  |
| Communication Exp-Internet Subscription  | 170,000.00                     | 21,887.00  | 74,051.00        | 95,949.00  |                  |
| Repairs & Maint.-Buildings & Structures  | 873,814.71                     | 609.20   | 189,676.90       | 684,137.81   |                  |
| Repairs & Maint.-Office Equipment  | 376,384.00                     | -  | 300.00           | 376,084.00   |                  |
| Repairs & Maint.-Motor Vehicles  | 765,000.00                     | 51,585.00  | 437,870.50       | 327,129.50   |                  |
| Supplies & Materials   | 1,214,594.13                   | 220,670.36   | 1,214,594.13     | -  |                  |
| Semi-Expendable - Office Equipment   | 7,616.00                       | -  | 7,616.00         | -  |                  |
| Fuel, Oil and Lubricants Expenses  | 865,405.87                     | 49,127.11  | 563,608.44       | 301,797.43   |                  |
| Utility Expenses-Water   | 381,929.18                     | 15,197.29  | 183,319.81       | 198,609.37   |                  |
| Utility Expenses-Electricity   | 2,780,233.32                   | 231,910.01   | 2,780,233.32     | -  |                  |
| Training & Scholarship   | 440,000.00                     | -  | 249,282.00       | 190,718.00   |                  |
| Extraordinary & Miscellaneous Expenses   | 573,795.00                     | 27,095.00  | 573,795.00       | -  |                  |
| Taxes, Duties & Fees   | 28,000.00                      | -  | 22,965.86        | 5,034.14   |                  |
| Fidelity Bond Premiums   | 50,000.00                      | -  | -                | 50,000.00  |                  |
| Insurance Expense  | 50,000.00                      | -  | -                | 50,000.00  |                  |
| Rent/Lease Expenses  | 350,000.00                     | 47,045.87  | 242,012.03       | 107,987.97   |                  |
| Legal Services   | 1,232,485.27                   | -  | 12,553.00        | 1,219,932.27   |                  |
| Consultancy Services   | 2,000,000.00                   | 160,000.00   | 1,400,000.00     | 600,000.00   |                  |
| Other Professional Services  | 6,922,000.00                   | 1,287,756.57   | 6,617,430.07     | 304,569.93   |                  |
| Janitorial Services  | 4,260,000.00                   | 737,594.37   | 3,802,179.52     | 457,820.48   |                  |
| Advertising Expenses   | 239,000.00                     | -  | -                | 239,000.00   |                  |
| Printing & Publication Expenses  | 24,000.00                      | -  | -                | 24,000.00  |                  |
| Representation Expenses  | 537,435.57                     | 113,392.63   | 520,412.09       | 17,023.48  |                  |
| Transportation Services  | 58,000.00                      | 1,425.00   | 26,758.00        | 31,242.00  |                  |
| Subscription Expenses  | 60,000.00                      | 10,790.00  | 10,790.00        | 49,210.00  |                  |
| Other MOOE   | 386,440.28                     | 61,561.81  | 232,840.09       | 153,600.19   |                  |
| Sub-total MOOE   | 26,614,000.00                  | 3,116,503.32   | 20,328,838.55    | 6,285,161.45   |                  |
| Capital Outlay   |                                |  |                  |  |                  |
| Sub-total  | -                              | -  | -                | -  |                  |
| TOTAL OPERATIONS   | 74,753,131.31                  | 11,191,150.50  | 68,325,909.00    | 6,427,222.31   |                  |
| GRAND TOTAL  | 173,159,067.34                 | 24,740,804.39  | 165,952,413.11   | 7,206,654.23   |                  |
| Prepared by:   |                                |  |                  |  |                  |
| <br>RAQUEL S. BUÑAG       |                                | Recommending Approval:   |                  | Approved by:   |                  |
| <br>STEPHEN P. TANCHULING |                                | <br>RHODERICK M. PARAYNO |                  | <br>JOHN A. AGBAYAN |                  |
| Budget Officer   |                                | Commissioner-in-Charge, FAD  |                  | Chairperson  |                  |
| Date:  |                                | Date:  |                  | Date:  |                  |



**STATUS OF ALLOTMENTS, OBLIGATIONS, AND BALANCES**  
**As of December 31, 2022 (FINAL)**

|  |                |
|--|----------------|
| DEPARTMENT OF BUDGET AND MANAGEMENT<br>AS, CENTRAL RECORDS DIV |                |
| <b>RECEIVED</b>  |                |
| MAR 03 2023  |                |
| BY: _____  | REF. NO. _____ |

Department : Department of Justice  
Agency : Presidential Commission on Good Government  
Fund : 101





| P/A/P / ALLOTMENT CLASS / OBJECT OF EXPENDITURE<br>(1) | Allotment Received<br>(2) | Obligations Incurred |                | Unobligated Balance of<br>(5)=(2)-(4) | Remarks<br>(6) |
|--|---------------------------|----------------------|----------------|---------------------------------------|----------------|
|  |                           | This Report          | To Date        |                                       |                |
|  |                           | (3)                  | (4)            |                                       |                |
| CURRENT YEAR BUDGET                                    |                           |                      |                |                                       |                |
| Personal Services                                      |                           |                      |                |                                       |                |
| Salaries (Itemized Positions)                          | 59,336,222.48             | 5,080,556.43         | 59,336,222.48  | -                                     |                |
| Salaries & Wages (Casual & Contractual)                | 26,718,627.72             | 2,936,682.87         | 26,504,062.59  | 214,565.13                            |                |
| PERA   | 2,093,393.33              | 180,393.28           | 2,093,393.33   | -                                     |                |
| Representation Allowance                               | 1,711,500.00              | 153,250.00           | 1,711,500.00   | -                                     |                |
| Transportation Allowance                               | 1,152,250.00              | 85,250.00            | 1,152,250.00   | -                                     |                |
| Mid Year Bonus   | 4,850,647.00              | -                    | 4,850,584.00   | 63.00                                 |                |
| Year End Bonus   | 5,089,560.80              | 104,415.00           | 5,089,560.80   | -                                     |                |
| Cash Gift  | 457,000.00                | 10,000.00            | 457,000.00     | -                                     |                |
| Clothing   | 528,000.00                | -                    | 528,000.00     | -                                     |                |
| Productivity Enhancement Incentive                     | 447,500.00                | 447,500.00           | 447,500.00     | -                                     |                |
| Honorarium   | 340,000.00                | 340,000.00           | 340,000.00     | -                                     |                |
| Terminal Leave   | 2,402,322.42              | -                    | 2,402,322.42   | -                                     |                |
| Other Personnel Benefits-Step Increment                | 143,000.00                | 140,826.63           | 143,000.00     | -                                     |                |
| Other Personnel Benefits-Loyalty                       | 25,000.00                 | 5,000.00             | 25,000.00      | -                                     |                |
| *Other Personnel Benefits-S.R.I                        | 2,812,000.00              | 2,812,000.00         | 2,812,000.00   | -                                     |                |
| *C.N.A   | 3,475,000.00              | 3,475,000.00         | 3,475,000.00   | -                                     |                |
| *Monetization  | 2,070,545.34              | 2,070,545.34         | 2,070,545.34   | -                                     |                |
| RLIP   | 6,866,000.00              | 578,620.92           | 6,520,325.14   | 345,674.86                            |                |
| Pag-ibig   | 105,457.95                | 9,019.35             | 105,457.95     | -                                     |                |
| Philhealth   | 986,140.30                | 55,206.74            | 986,140.30     | -                                     |                |
| ECIP   | 101,900.00                | 8,900.00             | 101,900.00     | -                                     |                |
| Total PS   | 121,712,067.34            | 18,493,166.56        | 121,151,764.35 | 560,302.99                            |                |
| Maintenance and Other Operating Expenses               |                           |                      |                |                                       |                |
| Travelling Expenses-Local                              | 918,370.64                | (14,241.39)          | 903,551.25     | 14,819.39                             |                |
| Travelling Expenses-Foreign                            | 429,175.03                | -                    | -              | 429,175.03                            |                |
| Communication Exp-Postage & Deliveries                 | 68,897.65                 | 4,622.00             | 44,802.50      | 24,095.15                             |                |
| Communication Exp-Telephone Landline                   | 617,909.06                | 109,431.62           | 413,433.76     | 204,475.30                            |                |
| Communication Exp-Telephone Mobile                     | 675,304.66                | 199,099.91           | 578,683.65     | 96,621.01                             |                |
| Communication Exp-Cable, Satellite, etc.               | 52,339.78                 | 2,610.00             | 20,209.78      | 32,130.00                             |                |
| Communication Exp-Internet Subscription                | 311,517.22                | 21,887.00            | 215,568.22     | 95,949.00                             |                |
| Repairs & Maint.-Buildings & Structures                | 1,199,732.63              | 209,597.80           | 515,594.82     | 684,137.81                            |                |
| Repairs & Maint.-Office Equipment                      | 389,569.75                | -                    | 13,485.75      | 376,084.00                            |                |
| Repairs & Maint.-Motor Vehicles                        | 1,046,243.90              | 76,000.75            | 719,114.40     | 327,129.50                            |                |
| Office Supplies & Materials                            | 2,990,651.04              | 204,712.91           | 2,990,651.04   | -                                     |                |
| Fuel, Oil and Lubricants Expenses                      | 2,512,932.50              | 235,492.99           | 2,211,135.07   | 301,797.43                            |                |
| ICT Office Supplies                                    | 24,589.00                 | -                    | 24,589.00      | -                                     |                |
| Semi-Expendable-Office Equipment                       | 793,579.80                | 542,206.00           | 793,579.80     | -                                     |                |
| Semi-Expendable-Furniture & Fixtures                   | 105,590.97                | -                    | 105,590.97     | -                                     |                |
| Semi-Expendable-ICT Equipment                          | 627,085.00                | 511,494.00           | 627,085.00     | -                                     |                |
| Semi-Expendable-Printing Equipment                     | 22,840.00                 | -                    | 22,840.00      | -                                     |                |
| Utility Expenses-Water                                 | 546,281.11                | 33,620.18            | 347,671.74     | 198,609.37                            |                |
| Utility Expenses-Electricity                           | 3,821,641.15              | 336,332.59           | 3,821,641.15   | -                                     |                |
| Training & Scholarship                                 | 1,455,540.99              | (63,655.83)          | 1,263,969.23   | 191,571.76                            |                |
| Extraordinary & Miscellaneous Expenses                 | 3,162,407.16              | (76,950.08)          | 3,162,407.16   | -                                     |                |
| Taxes, Duties and Fees                                 | 78,000.00                 | 4,744.06             | 71,574.28      | 6,425.72                              |                |
| Fidelity Bond Premiums                                 | 320,438.75                | 8,212.50             | 270,438.75     | 50,000.00                             |                |
| Insurance Expenses                                     | 349,459.32                | 136,939.91           | 299,459.32     | 50,000.00                             |                |
| Rent/Lease Expenses                                    | 451,461.39                | 59,910.71            | 343,473.42     | 107,987.97                            |                |
| Legal Services   | 1,242,317.56              | 500.00               | 22,385.29      | 1,219,932.27                          |                |
| Consultancy Services                                   | 2,000,000.00              | 160,000.00           | 1,400,000.00   | 600,000.00                            |                |
| Other Professional Services                            | 8,473,548.31              | 1,369,948.52         | 8,168,978.38   | 304,569.93                            |                |
| General Services-Security                              | 4,055,949.11              | 733,381.26           | 4,055,949.11   | -                                     |                |
| General Services-Janitorial                            | 4,260,000.00              | 737,594.37           | 3,802,179.52   | 457,820.48                            |                |
| Advertising Expenses                                   | 239,000.00                | -                    | -              | 239,000.00                            |                |
| Printing & Publication Expenses                        | 24,000.00                 | -                    | -              | 24,000.00                             |                |
| Representation Expenses                                | 2,116,903.45              | 279,105.40           | 2,099,879.97   | 17,023.48                             |                |
| Transportation Services                                | 58,000.00                 | 1,425.00             | 26,758.00      | 31,242.00                             |                |
| Subscription Expenses                                  | 131,667.24                | 10,790.00            | 82,457.24      | 49,210.00                             |                |
| ICT Software Subscription Expenses                     | -                         | -                    | -              | -                                     |                |
| Other MOOE   | 452,055.83                | 54,061.81            | 298,150.09     | 153,905.74                            |                |
| Sub-total MOOE   | 46,025,000.00             | 5,888,873.99         | 39,737,287.66  | 6,287,712.34                          |                |
| Sub-Total MOOE - Continuing                            | 6,789,195.74              | 60,000.00            | 6,780,159.51   | 9,036.23                              |                |
| Total MOOE   | 52,814,195.74             | 5,948,873.99         | 46,517,447.17  | 6,296,748.57                          |                |

STATUS OF ALLOTMENTS, OBLIGATIONS, AND BALANCES  
As of December 31, 2022 (FINAL)

BAR NO. 4

Department : Department of Justice  
Agency : Presidential Commission on Good Government  
Fund : 101

Page 1

| P/A/P / ALLOTMENT CLASS / OBJECT OF EXPENDITURE<br>( 1 )   | Allotment Received<br>( 2 ) | Obligations Incurred |                | Unobligated Balance of<br>(5)=(2)-(4) | Remarks<br>( 6 ) |
|--|-----------------------------|----------------------|----------------|---------------------------------------|------------------|
|  |                             | This Report          | To Date        |                                       |                  |
|  |                             | ( 3 )                | ( 4 )          |                                       |                  |
| CURRENT YEAR BUDGET  |                             |                      |                |                                       |                  |
| Capital Outlay   |                             |                      |                |                                       |                  |
| ICT Software   | 162,000.00                  | -                    | 136,552.26     | 25,447.74                             |                  |
| ICT Equipment  | 910,000.00                  | 358,763.84           | 960,208.84     | (50,208.84)                           |                  |
| Motor Vehicles   | 4,350,000.00                | -                    | 3,966,600.00   | 383,400.00                            |                  |
| Sub-total CO   | 5,422,000.00                | 358,763.84           | 5,063,361.10   | 358,638.90                            |                  |
| Sub-total CO - Continuing  | 125,236.16                  | 119,000.00           | 119,000.00     | 6,236.16                              |                  |
| Total CO   | 5,547,236.16                | 477,763.84           | 5,182,361.10   | 364,875.06                            |                  |
| GRAND TOTAL  | 180,073,499.24              | 24,919,804.39        | 172,851,572.62 | 7,221,926.62                          |                  |
| Prepared by: <div>Recommending Approval: <div>Approved by:</div></div>   |                             |                      |                |                                       |                  |
| <div><div><br/>RAQUEL S. BUÑAG<br/>Budget Officer<br/>Date:</div><div><br/>STEPHEN P. TANCHULING<br/>OIC-Director, FAD<br/>Date:</div><div><br/>RHODERICK M. PARAYNO<br/>Commissioner-in-Charge, FAD<br/>Date:</div><div><br/>JOHN A. ASBAYAN<br/>Chairperson<br/>Date:</div></div> |                             |                      |                |                                       |                  |