


QUARTERLY PHYSICAL REPORT OF EVALUATION
As of March 31, 2023

Department : DEPARTMENT OF JUSTICE
 Agency : PRESIDENTIAL COMMISSION ON GOOD GOVERNMENT
 Organizational Unit :
 Organizational Code (UACS) :

X	Current Year Appropriations
	Supplemental Appropriations
	Continuing Appropriations
	Off-Budget Account


Particulars	UACS CODE	PHYSICAL TARGETS					PHYSICAL ACCOMPLISHMENTS					Variance	Remarks
		1st Qtr	2nd Qtr	3rd Qtr	4th Qtr	Total	1st Qtr	2nd Qtr	3rd Qtr	4th Qtr	Total		
1	2	3	4	5	6	7=(3+4+5+6)	8	9	10	11	12=(8+9+10+11)	13=(12-7)	14
Outcome Indicator													
1. Percentage of remittance over recovered assets		100%				100%	100%				100%		
Output Indicators													
Indicator 1: Amount of remittance to the Bureau of the Treasury (BTr); income generated from surrendered/sequestered assets including rental and interest income from recovered assets under escrow with the BTr.		41,747	103,281	132,472	132,601	410,101	713,575				713,575	303,474	
Indicator 2: Percentage of cases requested by the Office of the Solicitor General (OSG) that are investigated within the prescribed timeframe		90%	90%	90%	90%	90%	100%				100%		

Prepared by:



MARIA TERESITA Y. STA. MARIA
 Officer-in-Charge
 Collection Division

Recommended by:


STEPHEN P. TANCHULING
 OIC-Director
 Finance & Administration Dept.


RHODERICK M. PARAYNO
 Commissioner-in-Charge
 Finance & Administration Dept.

Approved by:


JOHN A. AGBAYANI
 Chairperson

QUARTERLY PHYSICAL REPORT OF EVALUATION

As of June 30, 2023


Department
Agency
Organizational Unit
Organizational Code (UACS)

: DEPARTMENT OF JUSTICE
: PRESIDENTIAL COMMISSION ON GOOD GOVERNMENT


X	Current Year Appropriations
	Supplemental Appropriations
	Continuing Appropriations
	Off-Budget Account


Particulars	UACS CODE	PHYSICAL TARGETS					PHYSICAL ACCOMPLISHMENTS					Variance	Remarks
		1st Qtr	2nd Qtr	3rd Qtr	4th Qtr	Total	1st Qtr	2nd Qtr	3rd Qtr	4th Qtr	Total		
1	2	3	4	5	6	7=(3+4+5+6)	8	9	10	11	12=(8+9+10+11)	13=(12-7)	14
Outcome Indicator 1. Percentage of remittance over recovered assets		100%				100%	100%				100%		
Output Indicators Indicator 1: Amount of remittance to the Bureau of the Treasury (BTr); income generated from surrendered/sequestered assets including rental and interest income from recovered assets under escrow with the BTr.		41,747	103,281	132,472	132,601	410,101	713,575	1,389,901			2,103,476	1,693,375	
Indicator 2: Percentage of cases requested by the Office of the Solicitor General (OSG) that are investigated within the prescribed timeframe		90%	90%	90%	90%	90%	100%	100%			100%		

Prepared by:


MARIA TERESITA Y. STA. MARIA
Officer-in-Charge
Collection Division

Recommended by:


STEPHEN P. TANCHULING
OIC-Director
Finance & Administration Dept.


RHODERICK M. PARAYNO
Commissioner-in-Charge
Finance & Administration Dept.

Approved by:


JOHN A. AGBAYANI
Chairperson

QUARTERLY PHYSICAL REPORT OF EVALUATION
As of September 30, 2023

Department : DEPARTMENT OF JUSTICE
 Agency : PRESIDENTIAL COMMISSION ON GOOD GOVERNMENT
 Organizational Unit
 Organizational Code (UACS)

X	Current Year Appropriations
	Supplemental Appropriations
	Continuing Appropriations
	Off-Budget Account

Particulars	UACS CODE	PHYSICAL TARGETS					PHYSICAL ACCOMPLISHMENTS					Variance	Remarks
		1st Qtr	2nd Qtr	3rd Qtr	4th Qtr	Total	1st Qtr	2nd Qtr	3rd Qtr	4th Qtr	Total		
1	2	3	4	5	6	7=(3+4+5+6)	8	9	10	11	12=(8+9+10+11)	13=(12-7)	14
Outcome Indicator													
1. Percentage of remittance over recovered assets		100%				100%	100%				100%		
Output Indicators													
Indicator 1: Amount of remittance to the Bureau of the Treasury (BTr); income generated from surrendered/sequestered assets including rental and interest income from recovered assets under escrow with the BTr.		41,747	103,281	132,472	132,601	410,101	713,575	676,326	604,113		1,994,014	1,583,913	
Indicator 2: Percentage of cases requested by the Office of the Solicitor General (OSG) that are investigated within the prescribed timeframe		90%	90%	90%	90%	90%	100%	100%	100%		100%		

Prepared by:

Recommended by:

Approved by:

JAY ART B. HADUCA

Officer-in-Charge
Collection Division

STEPHEN P. TANCHULING

OIC-Director
Finance & Administration Dept.

RHODERICK M. PARAYNO

Commissioner-in-Charge
Finance & Administration Dept.

JOHN A. ASBAYANI

Chairperson

QUARTERLY PHYSICAL REPORT OF EVALUATION
As of December 31, 2023
FINAL

Department
 Agency
 Organizational Unit
 Organizational Code (UACS)

: DEPARTMENT OF JUSTICE
: PRESIDENTIAL COMMISSION ON GOOD GOVERNMENT

0

X	Current Year Appropriations
	Supplemental Appropriations
	Continuing Appropriations
	Off-Budget Account

Particulars	UACS CODE	PHYSICAL TARGETS					PHYSICAL ACCOMPLISHMENTS					Variance	Remarks
		1st Qtr	2nd Qtr	3rd Qtr	4th Qtr	Total	1st Qtr	2nd Qtr	3rd Qtr	4th Qtr	Total		
1	2	3	4	5	6	7=(3+4+5+6)	8	9	10	11	12=(8+9+10+11)	13=(12-7)	14
Outcome Indicator 1. Percentage of remittance over recovered assets		100%				100%	100%	100%	100%	100%	100%		
Output Indicators Indicator 1: Amount of remittance to the Bureau of the Treasury (BTr); income generated from surrendered/sequestered assets including rental and interest income from recovered assets under escrow with the BTr.		41,747	103,281	132,472	132,601	410,101	713,575	676,326	1,181,264	44,619	2,615,784	2,205,683	
Indicator 2: Percentage of cases requested by the Office of the Solicitor General (OSG) that are investigated within the prescribed timeframe		90%	90%	90%	90%	90%	100%	100%	100%	100%	100%		

Prepared by:


MARIA TERESITA Y. STA. MARIA

Officer-in-Charge
 Collection Division


STEPHEN P. TANCHULING

OIC-Director
 Finance & Administration Dept.

Recommended by:


RHODERICK M. PARAYNO

Commissioner-in-Charge
 Finance & Administration Dept.

Approved by:


JOHN A. AGBAYANI

Chairperson

