


X	Current Year Appropriations
	Supplemental Appropriations
	Continuing Appropriations
	Off-Budget Account


Particulars	LACS CODE	PHYSICAL TARGETS					PHYSICAL ACCOMPLISHMENTS					Variance	Remarks
		1st Qtr	2nd Qtr	3rd Qtr	4th Qtr	Total	1st Qtr	2nd Qtr	3rd Qtr	4th Qtr	Total		
1	2	3	4	5	6	7=(3+4+5+6)	8	9	10	11	12=(8+9+10+11)	13=(12-7)	14
<b>Outcome Indicator</b> 1. Percentage of remittance over recovered assets		100%	100%	100%	100%	100%	100%				100%		
<b>Output Indicators</b> Indicator 1: Amount of remittance to the Bureau of the Treasury (BTr); income generated from surrendered/ sequestered assets including rental and interest income from recovered assets under escrow with the BTr.		85,497	211,518	271,301	271,566	839,883	921,074				921,074	81,191	
Indicator 2: Percentage of cases requested by the Office of the Solicitor General (OSG) that are investigated within the prescribed timeframe		90%	90%	90%	90%	90%	100%				100%		

Prepared by:




**MARIANNE ROSE C. DANES**  
Chief  
Collection Division

Reviewed by:




**STEPHEN P. TANCHULING**  
OIC-Director  
Finance & Administration Dept.

Recommended by:



**ANGELITO S. VERGEL DE DIOS**  
Commissioner-in-Charge  
Finance & Administration Dept.

Approved by:



**JOHN B. AGBAYANI**  
Chairperson





## QUARTERLY PHYSICAL REPORT OF OPERATION

As of SEPTEMBER 30, 2024


(Figures In Thousand Pesos)

Department : DEPARTMENT OF JUSTICE  
 Agency : PRESIDENTIAL COMMISSION ON GOOD GOVERNMENT  
 Organizational Unit : N/A  
 Organizational Code (UACS) : 15 009 0000000


X	Current Year Appropriations
	Supplemental Appropriations
	Continuing Appropriations
	Off-Budget Account

Particulars	UACS CODE	PHYSICAL TARGETS					PHYSICAL ACCOMPLISHMENTS					Variance	Remarks
		1st Qtr	2nd Qtr	3rd Qtr	4th Qtr	Total	1st Qtr	2nd Qtr	3rd Qtr	4th Qtr	Total		
1	2	3	4	5	6	7=(3+4+5+6)	8	9	10	11	12=(8+9+10+11)	13=(12-7)	14
<b>ILL-GOTTEN WEALTH RECOVERY AND ADMINISTRATION PROGRAM</b>													
<b>OO: Ill-Gotten Wealth Effectively and Efficiently Recovered</b>													
<b>Outcome Indicator</b>													
1. Percentage of remittance over recovered assets		100%	100%	100%	100%	100%	100%	100%	100%		100%		
<b>Output Indicators</b>													
Indicator 1: Amount of remittance to the Bureau of the Treasury (BTr); income generated from surrendered/sequestered assets including rental and interest income from recovered assets under escrow with the BTr.		85,497	211,518	271,301	271,566	839,883	921,073.7	425,440.7	450,717.7		1,797,232	957,349	
Indicator 2: Percentage of cases requested by the Office of the Solicitor General (OSG) that are investigated within the prescribed timeframe		90%	90%	90%	90%	90%	N/A	N/A	100%		100%		


Prepared by:

  
**MARIANNE ROSE C. DANES**  
 Chief  
 Collection Division

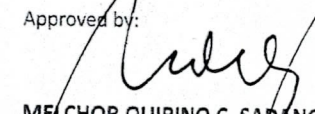
Reviewed by:

  
**STEPHEN P. TANCHULING**  
 OIC-Director  
 Finance & Administration Dept.

Recommended by:

  
**RAYMOND ANTHONY C. DILAG**  
 Commissioner-in-Charge  
 Finance & Administration Dept.

Approved by:

  
**MELCHOR QUIRINO C. SADANG**  
 Chairperson

## QUARTERLY PHYSICAL REPORT OF OPERATION

As of DECEMBER 31, 2024

(Figures In Thousand Pesos)

Department : DEPARTMENT OF JUSTICE  
 Agency : PRESIDENTIAL COMMISSION ON GOOD GOVERNMENT  
 Organizational Unit : N/A  
 Organizational Code (UACS) : 15 009 0000000

X	Current Year Appropriations
	Supplemental Appropriations
	Continuing Appropriations
	Off-Budget Account

Particulars	UACS CODE	PHYSICAL TARGETS					PHYSICAL ACCOMPLISHMENTS					Variance	Remarks
		1st Qtr	2nd Qtr	3rd Qtr	4th Qtr	Total	1st Qtr	2nd Qtr	3rd Qtr	4th Qtr	Total		
1	2	3	4	5	6	7=(3+4+5+6)	8	9	10	11	12=(8+9+10+11)	13=(12-7)	14
<b>ILL-GOTTEN WEALTH RECOVERY AND ADMINISTRATION PROGRAM</b>													
<b>OO: Ill-Gotten Wealth Effectively and Efficiently Recovered</b>													
<b>Outcome Indicator</b>													
1. Percentage of remittance over recovered assets													
		100%	100%	100%	100%	100%	100%	100%	100%	100%	100%		
<b>Output Indicators</b>													
Indicator 1: Amount of remittance to the Bureau of the Treasury (BTr); income generated from surrendered/sequestered assets including rental and interest income from recovered assets under escrow with the BTr.													
		85,497	211,518	271,301	271,566	839,883	921,073.7	425,440.7	450,717.7	439,142.38	2,236,374	1,396,491	overage from target income
Indicator 2: Percentage of cases requested by the Office of the Solicitor General (OSG) that are investigated within the prescribed timeframe													
		90%	90%	90%	90%	90%	N/A	N/A	100%	N/A	100%		

Prepared by:

MARIANNE ROSE C. DANES

Chief

Collection Division

Reviewed by:

GARY R. POLITICO

Director IV

Finance &amp; Administration Dept.

Recommended by:

RAYMOND ANTHONY C. DILAG

Commissioner-in-Charge

Finance &amp; Administration Dept.

Approved by:

MELCHOR QUIRINO C. SADANG

Chairperson